

TOWN OF PALMER LAKE

Financial Statements


January 2022

Unaudited



CASH POSITION

January 31, 2022



TOWN OF DANMETHEN


Schedule of Cash Position

January 31, 2022

UNAUDITED

FINANCIAL INSTITUTION	RATE	FUNDS
CoBank - General Operating	n/a	\$ 617,405
CoBank - Water Operating	n/a	\$ 1,173,910
ColoTrust - General Fund	0.07%	\$ 977,040
ColoTrust - Water Reserve 2010	0.07%	\$ 177,329
ColoTrust - Water Loan Reserve	0.07%	\$ 197,513
ColoTrust - Police CIP Reserve	0.07%	\$ 7
ColoTrust - Fire CIP Reserve	0.07%	\$ 105,465
ColoTrust - CTF Reserves	0.07%	\$ 27,087
Total - Cash Accounts		\$3,275,755

GENERAL FUND
January 2022



TOWN OF PALMER LAKE

SCHEDULE OF REVENUE, EXPENDITURES AND CHANGES IN FUND BALANCE - BUDGET AND ACTUAL

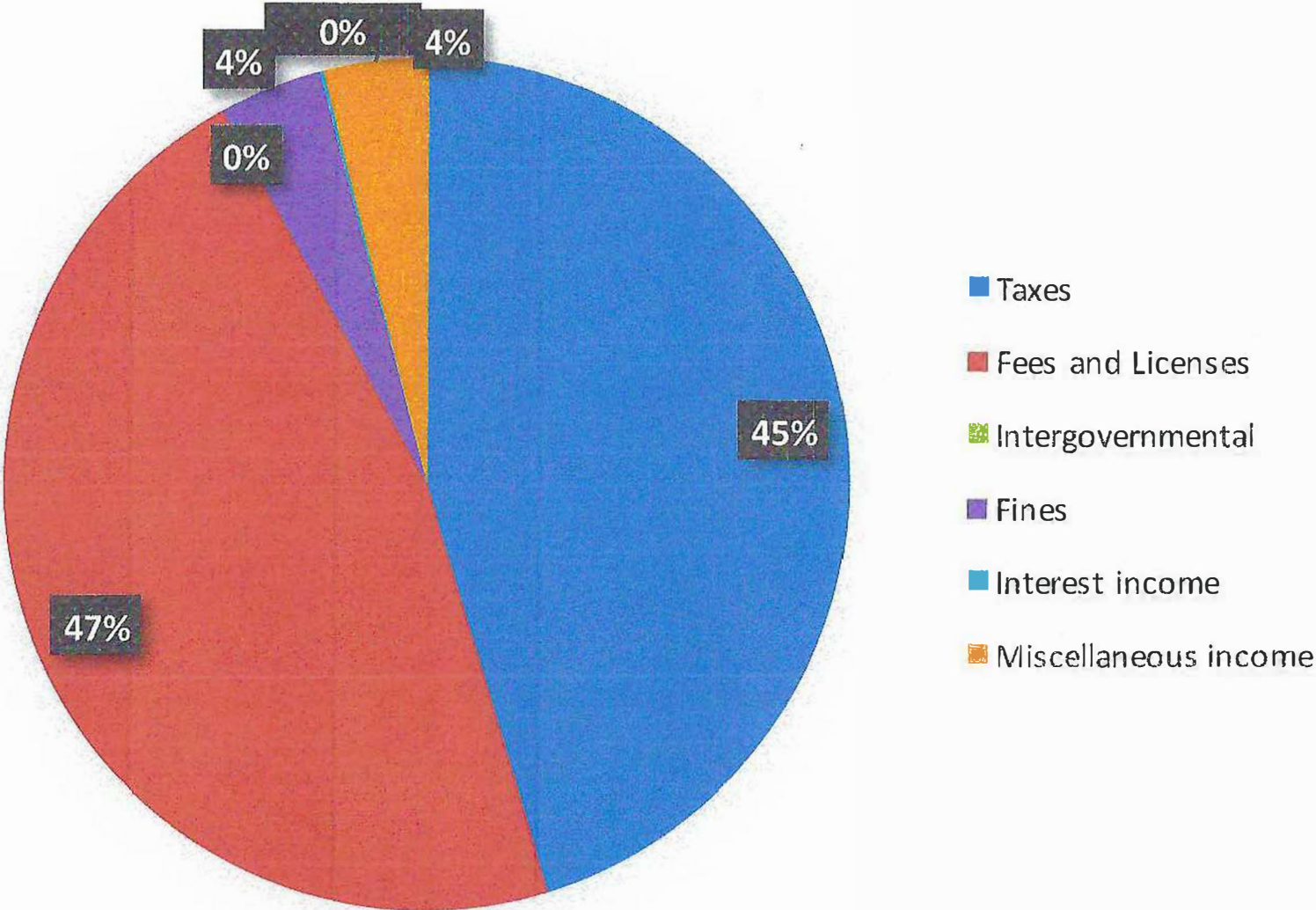
GENERAL FUND

For the One Month Ended January 31, 2022

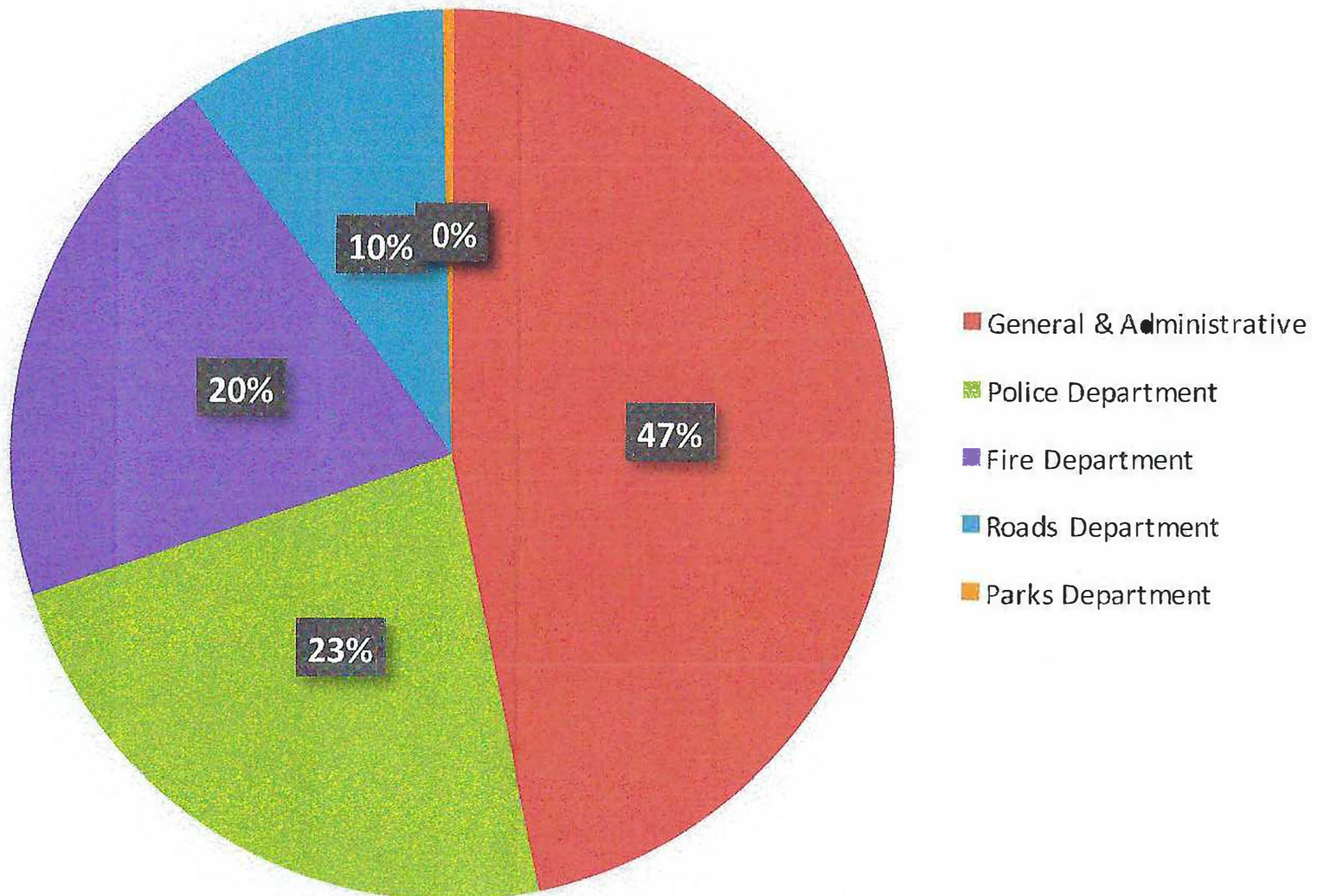
UNAUDITED

	2022 Adopted Budget	Actual	Variance Favorable (Unfavorable)	Percent of Budget (YTD 8%)
REVENUE				
Taxes	\$ 2,090,342	\$ 18,779	\$ (2,071,563)	1%
Fees and Licenses	191,900	19,407	(172,493)	10%
Intergovernmental	26,100	-	(26,100)	0%
Fines	70,900	1,620	(69,280)	2%
Interest income	12,000	68	(11,932)	1%
Departmental	7,000	838	(6,163)	12%
Miscellaneous income	170,100	1,663	(168,437)	1%
Total Revenue	<u>\$ 2,568,342</u>	<u>\$ 42,374</u>	<u>\$ (2,525,968)</u>	<u>2%</u>
EXPENDITURES				
General and Administrative				
Salaries and Benefits	\$ 179,369	\$ 14,535	\$ 164,834	8%
Professional Services	315,785	2,498	313,287	1%
General Administration	605,730	57,144	548,586	9%
Total General and Administrative	<u>\$ 1,100,885</u>	<u>\$ 74,177</u>	<u>\$ 1,026,707</u>	<u>7%</u>
Police Department				
Salaries and Benefits	\$ 588,861	\$ 36,555	\$ 552,306	6%
Professional Services	-	-	-	0%
General Administration	60,470	221	60,249	0%
Total Police Department	<u>\$ 649,331</u>	<u>\$ 36,776</u>	<u>\$ 612,555</u>	<u>6%</u>
Fire Department				
Salaries and Benefits	\$ 464,572	\$ 28,209	\$ 436,363	6%
Professional Services	-	-	-	0%
General Administration	73,050	3,593	69,457	5%
Total Fire Department	<u>\$ 537,622</u>	<u>\$ 31,802</u>	<u>\$ 505,820</u>	<u>6%</u>
Roads Department				
Salaries and Benefits	\$ 187,002	\$ 14,905	\$ 172,097	8%
Professional Services	20,000	313	19,688	2%
General Administration	388,071	199	387,872	0%
Total Roads Department	<u>\$ 595,073</u>	<u>\$ 15,416</u>	<u>\$ 579,657</u>	<u>3%</u>
Parks Department				
Salaries and Benefits	\$ 62,231	\$ 724	\$ 61,507	1%
General Administration	23,200	-	23,200	0%
Total Parks Department	<u>\$ 85,431</u>	<u>\$ 724</u>	<u>\$ 84,707</u>	<u>1%</u>
Total Expenditures	<u>\$ 2,968,341</u>	<u>\$ 158,894</u>	<u>\$ 2,809,447</u>	<u>5%</u>
EXCESS OF REVENUE OVER (UNDER) EXPENDITURES	<u>\$ (400,000)</u>	<u>\$ (116,520)</u>	<u>\$ 283,479</u>	
FUNDS BALANCE - BEGINNING OF YEAR - estimated		<u>\$ 2,783,287</u>		
FUNDS BALANCE - END OF YEAR		<u>\$ 2,666,767</u>		
Less:				
Restricted:				
Operating Reserve - 3 months		(582,475)		
Fire - CIP Reserve		(105,465)		
FUNDS AVAILABLE - END OF YEAR - Unrestricted		<u>\$ 1,978,827</u>		


General Fund Revenue Breakdown January 2022



General Fund Expenditure Breakdown January 2022



WATER ENTERPRISE FUND
January 2022



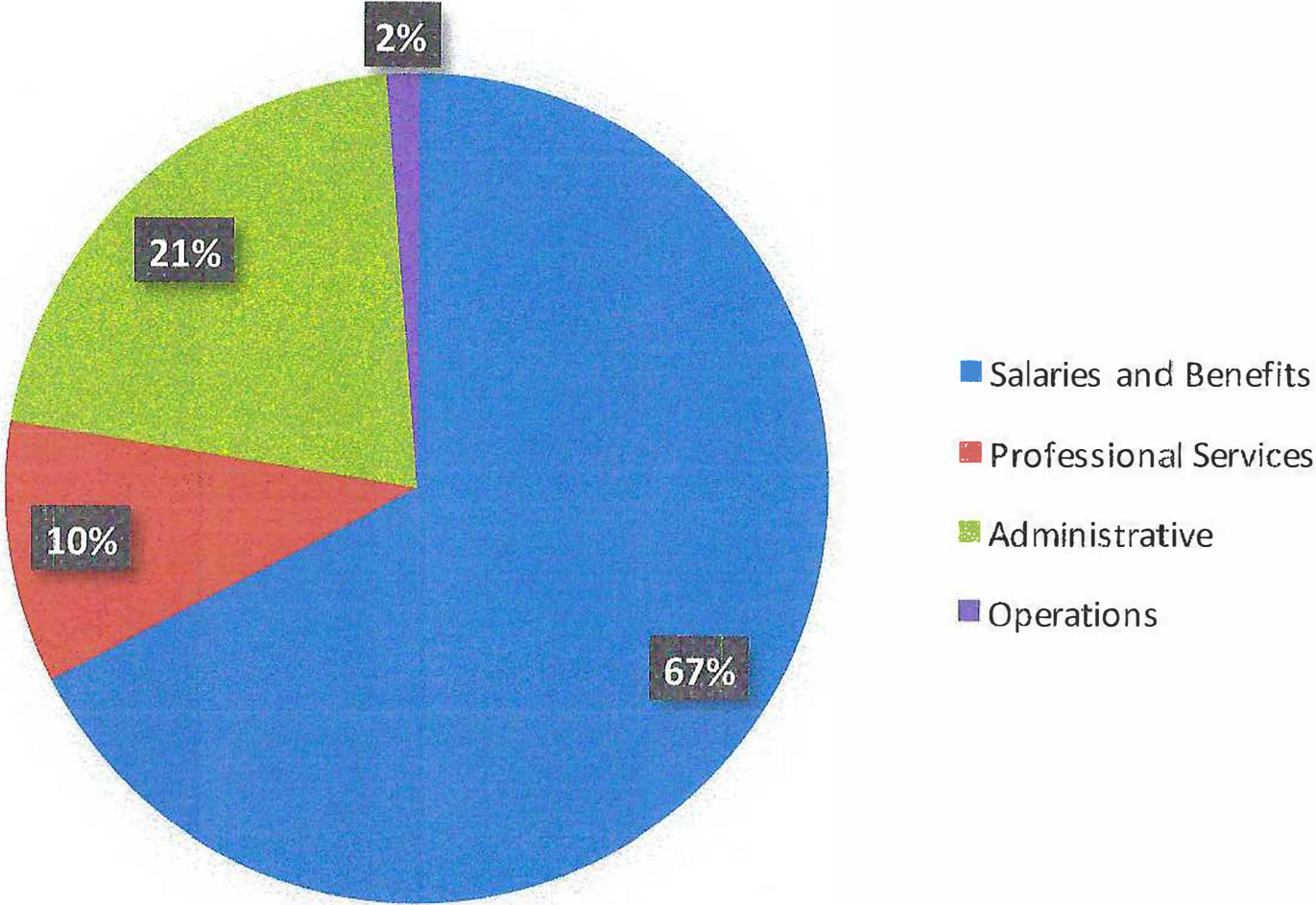
TOWN OF PALMER LAKE

SCHEDULE OF REVENUE, EXPENDITURES AND CHANGES IN FUNDS AVAILABLE - BUDGET AND ACTUAL WATER ENTERPRISE FUND

For the One Month Ended January 31, 2022

	2022 Adopted Budget	Actual	Variance Favorable (Unfavorable)	Percent of Budget (YTD 8%)
REVENUE				
Water Revenue	\$ 1,198,500	\$ 89,341	\$ (1,109,159)	7%
Water Fees	71,957	4,408	(67,549)	6%
Water Taps	200,000	-	(200,000)	0%
Late Fees	-	2,143	2,143	0%
Water Meters	6,500	-	(6,500)	0%
Interest	3,000	23	(2,977)	1%
Total Revenue	\$ 1,479,957	\$ 95,915	\$ (1,384,042)	6%
EXPENDITURES				
Salaries and Benefits	\$ 454,797	\$ 33,082	\$ 421,715	7%
Professional Services	127,500	5,047	122,453	4%
Administrative	183,450	10,419	173,031	6%
Operations	874,054	635	873,419	0%
Debt Service	183,229	11,500	171,729	6%
Total Expenditures	\$ 1,823,030	\$ 60,683	\$ 1,762,347	3%
EXCESS OF REVENUE OVER (UNDER) EXPENDITURES	\$ (343,072)	\$ 35,233	\$ 378,306	
FUNDS AVAILABLE - BEGINNING OF YEAR - estimated		\$ 658,203		
FUNDS AVAILABLE - END OF YEAR		\$ 693,436		
Less:				
Restricted:				
Operating Reserve - 3 months(CWR&PDA Loan Requirement)		(236,018)		
Water Loan Reserve		(197,513)		
Water Reserve - 2010		(177,329)		
FUNDS AVAILABLE - END OF YEAR - Unrestricted		\$ 82,576		

Water Enterprise Fund Expenditure Breakdown January 2022



CONSERVATION TRUST FUND

January 2022




TOWN OF PALMER LAKE

STATEMENT OF REVENUE, EXPENDITURES AND CHANGES IN FUND BALANCE - BUDGET AND ACTUAL CONSERVATION TRUST FUND For the One Month Ended January 31, 2022

	2022 Adopted Budget	Actual	Variance Favorable (Unfavorable)	Percent of Budget (YTD 8%)
REVENUE				
State Shared Revenue	\$ 44,406	\$ -	\$ (44,406)	0%
Interest/Miscellaneous income	-	2	2	0%
Total Revenue	\$ 44,406	\$ 2	\$ (44,404)	0%
EXPENDITURES				
Salaries and Benefits	\$ 18,774	\$ 375	\$ 18,399	2%
Administrative	25,630	-	25,630	0%
Total Expenditures	\$ 44,405	\$ 375	\$ 44,029	1%
NET CHANGE IN FUND BALANCE	\$ 1	\$ (373)	\$ (375)	
FUND BALANCE - BEGINNING OF YEAR - estimated		\$ 35,914		
FUND BALANCE - END OF YEAR - Restricted		\$ 35,541		

GRANTS AND DONATIONS FUND

January 2022



TOWN OF PALMER LAKE

SCHEDULE OF REVENUE, EXPENDITURES AND CHANGES IN FUNDS AVAILABLE - BUDGET AND ACTUAL GRANTS & DONATIONS

For the One Month Ended January 31, 2022


Unaudited

For Information Purposes Only

	2022 Budget	YTD Actual	Variance Favorable (Unfavorable)	Percent of Budget (YTD 8%)
REVENUE				
FPPA Matching Funds	\$ 14,000	\$ -	\$ (14,000)	0%
Fire Mitigation Grant	50,000	-	(50,000)	0%
DOLA EIAF Water Sys- PER Grant	15,000	-	(15,000)	0%
CDOT Brdige Rehab	200,000	-	(200,000)	0%
CDOT PL Elementary Road Improvements	176,590	-	(176,590)	0%
American Rescue Plan	376,145	-	(376,145)	0%
Police Donations/ Grants	59,437	-	(59,437)	0%
Parks Donations/ Grants	1,000	-	(1,000)	0%
Total Revenue	<u>\$ 892,172</u>	<u>\$ -</u>	<u>\$ (892,172)</u>	<u>0%</u>
EXPENDITURES				
General Administrative				
Grants Expense- DOLA / GOCO	\$ -	\$ -	\$ -	0%
Total General Administrative Expenditures	<u>\$ -</u>	<u>\$ -</u>	<u>\$ -</u>	<u>0%</u>
Police Department Expenditures				
Grant Expense	\$ 59,537	\$ -	\$ 59,537	0%
Total Police Department Expenditures	<u>\$ 59,537</u>	<u>\$ -</u>	<u>\$ 59,537</u>	<u>0%</u>
Fire Department Expenditures				
Grants Expense	\$ -	\$ -	\$ -	0%
Total Fire Department Expenditures	<u>\$ -</u>	<u>\$ -</u>	<u>\$ -</u>	<u>0%</u>
Roads Department Expenditures				
CDOT Brdige Rehab	\$ 200,000	\$ -	\$ 200,000	0%
CDOT PL Elementary Road Improvements	176,590	-	176,590	0%
Grants Expense- Douglas	13,900	-	13,900	0%
Total Roads Department Expenditures	<u>\$ 390,490</u>	<u>\$ -</u>	<u>\$ 390,490</u>	<u>0%</u>
Parks Department Expenditures				
Parks Committee (donations)	\$ 1,000	\$ -	\$ 1,000	0%
Fire Mitigation CUSP	50,000	-	50,000	0%
Grants Expense	-	-	-	0%
Total Parks Department Expenditures	<u>\$ 51,000</u>	<u>\$ -</u>	<u>\$ 51,000</u>	<u>0%</u>
Water Department Expenditures				
American Rescue Plan	\$ 376,145	\$ -	\$ 376,145	0%
DOLA EIAF Water Sys- PER Grant	15,000	-	15,000	0%
Total Water Department Expenditures	<u>\$ 391,145</u>	<u>\$ -</u>	<u>\$ 391,145</u>	<u>0%</u>
Total Expenditures	<u>\$ 892,172</u>	<u>\$ -</u>	<u>\$ 892,172</u>	
EXCESS OF REVENUE OVER (UNDER) EXPENDITURES				
	<u>\$ -</u>	<u>\$ -</u>	<u>\$ -</u>	

Check Register

January 2022



Ranges:	From:	To:	From:	To:
Check Number	First	Last	Check Date	1/1/2022
Vendor ID	First	Last	Checkbook ID	First
Vendor Name	First	Last		Last

Sorted By: Check Date

* Voided Checks

Check Number	Vendor ID	Vendor Check Name	Check Date	Checkbook ID	Audit Trail Code	Amount
47742	4RIVERS	4Rivers Equipment	1/5/2022	GENERAL CHECKIN	PMCHK0000287	\$121.88
47743	ANCOBI	American Conservation & Billin	1/5/2022	GENERAL CHECKIN	PMCHK0000287	\$4.57
47744	ANCOBIT	American Conservation & Billin	1/5/2022	GENERAL CHECKIN	PMCHK0000287	\$3,981.25
47745	ANGRYSCUITREL	Dan Elders	1/5/2022	GENERAL CHECKIN	PMCHK0000287	\$1,500.00
47746	BLACKHILLSENERG	Black Hills Energy	1/5/2022	GENERAL CHECKIN	PMCHK0000287	\$1,964.29
47747	CENTURYLINK	Century Link	1/5/2022	GENERAL CHECKIN	PMCHK0000287	\$208.56
47748	CITYFINANCEACCT	City Finance Accts Rec	1/5/2022	GENERAL CHECKIN	PMCHK0000287	\$5,850.00
47749	CORFANDMAIN	Core & Main	1/5/2022	GENERAL CHECKIN	PMCHK0000287	\$5,019.20
47750	COREELECTRICCOO	CORE Electric Association	1/5/2022	GENERAL CHECKIN	PMCHK0000287	\$8,904.09
47751	DOSCHJASON	Jason Dosch	1/5/2022	GENERAL CHECKIN	PMCHK0000287	\$22.61
47752	DPCINDUSTRIES,I	DPC Industries, Inc.	1/5/2022	GENERAL CHECKIN	PMCHK0000288	\$2,032.96
47753	EMERGENCYNETWOR	Emergency Network Security Sys	1/5/2022	GENERAL CHECKIN	PMCHK0000288	\$61.05
47754	EVOQUA	Evoqua Water Technologies LLC	1/5/2022	GENERAL CHECKIN	PMCHK0000288	\$5,593.40
47755	MUNICODE	Municipal Code Corporation	1/5/2022	GENERAL CHECKIN	PMCHK0000288	\$3,450.00
47756	NAFAAUTOPARTS	Napa Auto Parts	1/5/2022	GENERAL CHECKIN	PMCHK0000288	\$159.99
47757	PIONEER	Pioneer	1/5/2022	GENERAL CHECKIN	PMCHK0000288	\$2,306.87
47758	RHINEHARTOIL	Rhinehart Oil Co., LLC	1/5/2022	GENERAL CHECKIN	PMCHK0000288	\$1,350.78
47759	HOMEDEPOT	Home Depot Credit Service	1/5/2022	GENERAL CHECKIN	PMCHK0000288	\$411.13
47760	TMPARKERCONSTRU	TM Parker Construction	1/5/2022	GENERAL CHECKIN	PMCHK0000288	\$64,061.40
47761	XFINITY	Xfinity	1/5/2022	GENERAL CHECKIN	PMCHK0000288	\$104.85
47774	AIRGAS	Airgas USA, LLC	1/21/2022	GENERAL CHECKIN	PMCHK0000289	\$328.73
47775	AME.RICABORTABL	American Portable Services, In	1/21/2022	GENERAL CHECKIN	PMCHK0000289	\$174.00
47776	BIGOTIRES	Big O Tires	1/21/2022	GENERAL CHECKIN	PMCHK0000289	\$319.09
47777	BRWATERCONSULT	Bishop-Brogden Associates, Inc	1/21/2022	GENERAL CHECKIN	PMCHK0000289	\$491.75
47778	BROOKSPLUMBINGA	Brooks Plumbing and Heating, I	1/21/2022	GENERAL CHECKIN	PMCHK0000289	\$915.50
47779	CENTURYLINK	Century Link	1/21/2022	GENERAL CHECKIN	PMCHK0000289	\$209.70
47780	CHAVEZCONSULTIN	Chavez Consulting Inc., LLC	1/21/2022	GENERAL CHECKIN	PMCHK0000289	\$261.25
47781	CHURCHHOURECREA	Churchich Recreation	1/21/2022	GENERAL CHECKIN	PMCHK0000289	\$2,178.00
47782	CIRSA	Cirsa	1/21/2022	GENERAL CHECKIN	PMCHK0000289	\$25,009.00
47783	COMCAST	Comcast	1/21/2022	GENERAL CHECKIN	PMCHK0000289	\$203.35
47784	COREANDMAIN	Core & Main	1/21/2022	GENERAL CHECKIN	PMCHK0000289	\$147.42
47785	COREELECTRICCOO	CORE Electric Association	1/21/2022	GENERAL CHECKIN	PMCHK0000289	\$1,017.50
47786	DPCINDUSTRIES,I	DPC Industries, Inc.	1/21/2022	GENERAL CHECKIN	PMCHK0000289	\$70.00
47787	ELPASOCOUNTYFIN	El Paso County	1/21/2022	GENERAL CHECKIN	PMCHK0000289	\$700.00
47788	EMPLOYERSCOUNC	Employers Council	1/21/2022	GENERAL CHECKIN	PMCHK0000289	\$121.00
47790	GALLS	GALLS, LLC	1/21/2022	GENERAL CHECKIN	PMCHK0000289	\$192.11
47791	GLENVIRONMENTA	GFL Environmental	1/21/2022	GENERAL CHECKIN	PMCHK0000289	\$1,442.14
47792	INTELLICHOICEIN	IntelliChoice, inc.	1/21/2022	GENERAL CHECKIN	PMCHK0000289	\$4,813.40
47793	INTERSTATECHEMI	Interstate Chemical Co, Inc.	1/21/2022	GENERAL CHECKIN	PMCHK0000289	\$1,622.00
47794	LOVEKEN	Ken Love	1/21/2022	GENERAL CHECKIN	PMCHK0000289	\$18.53
47795	KONICAMINOLTA	Konica Minolta	1/21/2022	GENERAL CHECKIN	PMCHK0000289	\$6.22
47796	CENTURYLINKLEVE	Level 3 Communications, LLC	1/21/2022	GENERAL CHECKIN	PMCHK0000289	\$520.40
47797	MEYER&SAMSINC	Meyer & Sams, Inc. dba GNS, In	1/21/2022	GENERAL CHECKIN	PMCHK0000289	\$14,804.87
47798	ORKIN	Orkin	1/21/2022	GENERAL CHECKIN	PMCHK0000289	\$157.55
47799	PALMERLAKEELLEM	Palmer Lake Elementary	1/21/2022	GENERAL CHECKIN	PMCHK0000289	\$100.00
47800	PALMERLAKESANIT	Palmer Lake Sanitation	1/21/2022	GENERAL CHECKIN	PMCHK0000289	\$2,054.78
47801	PIKESPEAKAREACO	Pikes Peak Area Council of Gov	1/21/2022	GENERAL CHECKIN	PMCHK0000289	\$1,381.00
47802	PIPESTONEEQUIPM	Pipestone Equipment	1/21/2022	GENERAL CHECKIN	PMCHK0000289	\$4,740.00
47803	FORCHELECTRIC	Perch Electric Inc.	1/21/2022	GENERAL CHECKIN	PMCHK0000289	\$2,057.72
47804	RHINEHARTOIL	Rhinehart Oil Co., LLC	1/21/2022	GENERAL CHECKIN	PMCHK0000289	\$2,337.79
47805	ROCKYMOUNTAINOI	Rocky Mountain Oil Change M	1/21/2022	GENERAL CHECKIN	PMCHK0000289	\$76.06
47806	TARGETSOLUTIONS	TargetSolutions Learning, LLC	1/21/2022	GENERAL CHECKIN	PMCHK0000289	\$3,760.01
47807	GAZETTE	The Gazette	1/21/2022	GENERAL CHECKIN	PMCHK0000289	\$175.51
47808	TOTALOFFICESOLU	Total Office Solutions	1/21/2022	GENERAL CHECKIN	PMCHK0000289	\$143.97
47809	VERMEERCOLORADO	Vermeer Colorado	1/21/2022	GENERAL CHECKIN	PMCHK0000289	\$953.65
47810	XEROX	Xerox Business Solutions South	1/21/2022	GENERAL CHECKIN	PMCHK0000289	\$55.29
47811	EVOQUA	Evoqua Water Technologies LLC	1/21/2022	GENERAL CHECKIN	PMCHK0000291	\$1,250.00

Total Checks: 57 Total Amount of Checks: \$183,076.22