

TOWN OF PALMER LAKE

Financial Statements

April 2022

Unaudited



CASH POSITION

April 30, 2022



TOWN OF PALMER LAKE
Schedule of Cash Position
April 30, 2022

FINANCIAL INSTITUTION	TYPE OF ACCOUNT	CHECKING / SAVINGS	BANK RATE	BALANCE
OPERATING FUNDS:				
Community Banks of CO	General Fund Operating	Checking	n/a	\$ 1,052,829
<i>* Restricted - Operating Reserve - 3 months (\$582,475)</i>				
Community Banks of CO	Water Fund Operating	Checking	n/a	\$ 1,031,629
<i>* Restricted - Operating Reserve - 3 months (\$236,018)</i>				
Colorado Trust (ColoTrust)	General Fund	Savings	0.25%	\$ 977,683
Subtotal - Operating Funds				\$ 3,062,142
RESTRICTED FUNDS:				
Colorado Trust (ColoTrust)	Water Reserve 2010	Savings	0.45%	\$ 177,445
Colorado Trust (ColoTrust)	Water Loan Reserve	Savings	0.45%	\$ 197,643
Colorado Trust (ColoTrust)	Police CIP Reserve	Savings	0.45%	\$ 7
Colorado Trust (ColoTrust)	Fire CIP Reserve	Savings	0.45%	\$ 105,534
Colorado Trust (ColoTrust)	CTF Reserve	Savings	0.45%	\$ 27,105
Subtotal - Restricted Funds				\$ 507,735
TOTAL				\$ 3,569,876

GENERAL FUND

April 2022



TOWN OF PALMER LAKE

SCHEDULE OF REVENUE, EXPENDITURES AND CHANGES IN FUND BALANCE - BUDGET AND ACTUAL GENERAL FUND

For the Four Months Ended April 30, 2022
UNAUDITED

	2022 Adopted Budget	Actual	Variance Favorable (Unfavorable)	Percent of Budget (YTD 33%)
REVENUE				
Taxes	\$ 2,090,342	\$ 943,255	\$ (1,147,087)	45%
Fees and Licenses	191,900	108,380	(83,520)	56%
Intergovernmental	26,100	3,554	(22,546)	14%
Fines	70,900	14,000	(56,900)	20%
Interest income	12,000	1,393	(10,607)	12%
Departmental	7,000	1,532	(5,468)	22%
Miscellaneous income	170,100	23,606	(146,494)	14%
Total Revenue	\$ 2,568,342	\$ 1,095,720	\$ (1,472,622)	43%
EXPENDITURES				
General and Administrative				
Salaries and Benefits	\$ 179,369	\$ 56,238	\$ 123,131	31%
Professional Services	315,785	131,316	184,469	42%
General Administration	605,730	242,752	362,978	40%
Total General and Administrative	\$ 1,100,885	\$ 430,306	\$ 670,578	39%
Police Department				
Salaries and Benefits	\$ 588,861	\$ 157,574	\$ 431,287	27%
Professional Services	-	-	-	0%
General Administration	60,470	6,910	53,560	11%
Total Police Department	\$ 649,331	\$ 164,484	\$ 484,847	25%
Fire Department				
Salaries and Benefits	\$ 464,572	\$ 133,270	\$ 331,302	29%
Professional Services	-	-	-	0%
General Administration	73,050	16,372	56,678	22%
Total Fire Department	\$ 537,622	\$ 149,642	\$ 387,980	28%
Roads Department				
Salaries and Benefits	\$ 187,002	\$ 55,499	\$ 131,503	30%
Professional Services	20,000	1,030	18,970	5%
General Administration	388,071	27,758	360,313	7%
Total Roads Department	\$ 595,073	\$ 84,287	\$ 510,786	14%
Parks Department				
Salaries and Benefits	\$ 62,231	\$ 1,925	\$ 60,306	3%
General Administration	23,200	3,804	19,396	16%
Total Parks Department	\$ 85,431	\$ 5,729	\$ 79,702	7%
Total Expenditures	\$ 2,968,341	\$ 834,448	\$ 2,133,893	28%
EXCESS OF REVENUE OVER (UNDER) EXPENDITURES	\$ (400,000)	\$ 261,272	\$ 661,271	
FUNDS BALANCE - BEGINNING OF YEAR - estimated		\$ 2,783,287		
FUNDS BALANCE - END OF YEAR		\$ 3,044,559		
Less:				
Restricted:				
Operating Reserve - 3 months		(582,475)	<i>Note 1</i>	
Fire - CIP Reserve		(105,465)		
FUNDS AVAILABLE - END OF YEAR - Unrestricted		\$ 2,356,619		

Note 1: A 12 Month Operating Reserve would be Optimum

WATER ENTERPRISE FUND

April 2022



TOWN OF PALMER LAKE

SCHEDULE OF REVENUE, EXPENDITURES AND CHANGES IN FUNDS AVAILABLE - BUDGET AND ACTUAL WATER ENTERPRISE FUND For the Four Months Ended April 30, 2022 UNAUDITED

	2022 Adopted Budget	Actual	Variance Favorable (Unfavorable)	Percent of Budget (YTD 33%)
REVENUE				
Water Revenue	\$ 1,198,500	\$ 356,566	\$ (841,934)	30%
Water Fees	71,957	17,998	(53,959)	25%
Water Taps	200,000	-	(200,000)	0%
Late Fees	-	7,142	7,142	0%
Water Meters	6,500	-	(6,500)	0%
Interest	3,000	270	(2,730)	9%
Miscellaneous	-	525	525	0%
Total Revenue	<u>\$ 1,479,957</u>	<u>\$ 382,501</u>	<u>\$ (1,097,456)</u>	<u>26%</u>
EXPENDITURES				
Salaries and Benefits	\$ 454,797	\$ 128,305	\$ 326,492	28%
Professional Services	127,500	23,364	104,136	18%
Administrative	183,450	88,438	95,012	48%
Operations	874,054	60,062	813,992	7%
Debt Service	183,229	98,070	85,159	54%
Total Expenditures	<u>\$ 1,823,030</u>	<u>\$ 398,239</u>	<u>\$ 1,424,791</u>	<u>22%</u>
EXCESS OF REVENUE OVER (UNDER) EXPENDITURES	<u>\$ (343,072)</u>	<u>\$ (15,738)</u>	<u>\$ 327,335</u>	
FUNDS AVAILABLE - BEGINNING OF YEAR - estimated		<u>\$ 658,203</u>		
FUNDS AVAILABLE - END OF YEAR		<u>\$ 642,465</u>		
Less:				
Restricted:				
Operating Reserve - 3 months(CWR&PDA Loan Requirement)		(236,018)	<i>Note 1</i>	
Water Loan Reserve		(197,513)		
Water Reserve - 2010		<u>(177,329)</u>		
FUNDS AVAILABLE - END OF YEAR - Unrestricted		<u><u>\$ 31,605</u></u>		

Note 1: A 12 Month Operating Reserve would be Optimum

CONSERVATION TRUST FUND

April 2022



TOWN OF PALMER LAKE

STATEMENT OF REVENUE, EXPENDITURES AND CHANGES IN FUND BALANCE - BUDGET AND ACTUAL CONSERVATION TRUST FUND For the Four Months Ended April 30, 2022 UNAUDITED

	<u>2022 Adopted Budget</u>	<u>Actual</u>	<u>Variance Favorable (Unfavorable)</u>	<u>Percent of Budget (YTD 33%)</u>
REVENUE				
State Shared Revenue	\$ 44,406	\$ 9,126	\$ (35,280)	21%
Interest/Miscellaneous income	-	20	20	0%
Total Revenue	<u>\$ 44,406</u>	<u>\$ 9,146</u>	<u>\$ (35,260)</u>	<u>21%</u>
EXPENDITURES				
Salaries and Benefits	\$ 18,774	\$ 3,514	\$ 15,260	19%
Administrative	25,630	1,008	24,622	4%
Total Expenditures	<u>\$ 44,405</u>	<u>\$ 4,522</u>	<u>\$ 39,882</u>	<u>10%</u>
NET CHANGE IN FUND BALANCE	<u>\$ 1</u>	<u>\$ 4,624</u>	<u>\$ 4,622</u>	
FUND BALANCE - BEGINNING OF YEAR - estimated		<u>\$ 35,914</u>		
FUND BALANCE - END OF YEAR - Restricted		<u><u>\$ 40,538</u></u>		

GRANTS AND DONATIONS FUND

April 2022



TOWN OF PALMER LAKE

SCHEDULE OF REVENUE, EXPENDITURES AND CHANGES IN FUNDS AVAILABLE - BUDGET AND ACTUAL GRANTS & DONATIONS

For the Four Months Ended April 30, 2022


UNAUDITED

For Information Purposes Only

	2022 Budget	YTD Actual	Variance Favorable (Unfavorable)	Percent of Budget (YTD 33%)
REVENUE				
FPPA Matching Funds	\$ 14,000	\$ -	\$ (14,000)	0%
Fire Mitigation Grant	50,000	-	(50,000)	0%
DOLA EIAF Water Sys- PER Grant	15,000	-	(15,000)	0%
CDOT Bridge Rehab	200,000	-	(200,000)	0%
CDOT PL Elementary Road Improvements	176,590	-	(176,590)	0%
American Rescue Plan	376,145	-	(376,145)	0%
Fire Grants	-	15,365	15,365	0%
Police Donations/ Grants	59,437	36,340	(23,097)	61%
Parks Donations/ Grants	1,000	8,595	7,595	860%
Total Revenue	<u>\$ 892,172</u>	<u>\$ 60,300</u>	<u>\$ (831,872)</u>	<u>7%</u>
EXPENDITURES				
General Administrative				
Grants Expense- DOLA / GOCO	\$ -	\$ -	\$ -	0%
Total General Administrative Expenditures	<u>\$ -</u>	<u>\$ -</u>	<u>\$ -</u>	<u>0%</u>
Police Department Expenditures				
Grant Expense	\$ 59,537	\$ 17,065	\$ 42,472	29%
Total Police Department Expenditures	<u>\$ 59,537</u>	<u>\$ 17,065</u>	<u>\$ 42,472</u>	<u>29%</u>
Fire Department Expenditures				
Grants Expense	\$ -	\$ 10,788	\$ (10,788)	0%
Total Fire Department Expenditures	<u>\$ -</u>	<u>\$ 10,788</u>	<u>\$ (10,788)</u>	<u>0%</u>
Roads Department Expenditures				
CDOT Bridge Rehab	\$ 200,000	\$ -	\$ 200,000	0%
CDOT PL Elementary Road Improvements	176,590	-	176,590	0%
Grants Expense- Douglas	13,900	-	13,900	0%
Total Roads Department Expenditures	<u>\$ 390,490</u>	<u>\$ -</u>	<u>\$ 390,490</u>	<u>0%</u>
Parks Department Expenditures				
Parks Committee (donations)	\$ 1,000	\$ -	\$ 1,000	0%
Fire Mitigation CUSP	50,000	-	50,000	0%
Grants Expense	-	-	-	0%
Total Parks Department Expenditures	<u>\$ 51,000</u>	<u>\$ -</u>	<u>\$ 51,000</u>	<u>0%</u>
Water Department Expenditures				
American Rescue Plan	\$ 376,145	\$ -	\$ 376,145	0%
DOLA EIAF Water Sys- PER Grant	15,000	-	15,000	0%
Total Water Department Expenditures	<u>\$ 391,145</u>	<u>\$ -</u>	<u>\$ 391,145</u>	<u>0%</u>
Total Expenditures	<u>\$ 892,172</u>	<u>\$ 27,853</u>	<u>\$ 864,319</u>	
EXCESS OF REVENUE OVER (UNDER)				
EXPENDITURES	<u>\$ -</u>	<u>\$ 43,235</u>	<u>\$ 32,447</u>	

Check Register

April 2022



Ranges: From: To: From: To:
 Check Number First Last Check Date 4/1/2022 4/30/2022
 Vendor ID First Last Checkbook ID COBANK-CKG 9495 COBANK-CKG 9495
 Vendor Name First Last

Sorted By: Check Number

* Voided Checks

Check Number	Vendor ID	Vendor Check Name	Check Date	Checkbook ID	Audit Trail Code	Amount
47936	AMCOBI	American Conservation & Billin	4/7/2022	COBANK-CKG 9495	PMCHK00000028	\$1,301.23
47937	AMCOBIIT	American Conservation & Billin	4/7/2022	COBANK-CKG 9495	PMCHK00000028	\$3,810.50
47938	AT&TMOBILITY	AT & T Mobility	4/7/2022	COBANK-CKG 9495	PMCHK00000028	\$7,989.59
47939	BBAWATERCONSULT	Bishop-Brogden Associates, Inc	4/7/2022	COBANK-CKG 9495	PMCHK00000028	\$2,177.08
47940	BH	Black Hills Energy	4/7/2022	COBANK-CKG 9495	PMCHK00000028	\$1,838.51
47941	CHAVEZCONSULTIN	Chavez Consulting Inc., LLC.	4/7/2022	COBANK-CKG 9495	PMCHK00000028	\$375.00
47942	CIRSA	Cirsa	4/7/2022	COBANK-CKG 9495	PMCHK00000028	\$25,009.00
47943	COLORADODIVISIO	Colorado Division of Fire Prev	4/7/2022	COBANK-CKG 9495	PMCHK00000028	\$60.00
47944	CSS&L	Colorado State Safe & Lock	4/7/2022	COBANK-CKG 9495	PMCHK00000028	\$132.00
47945	CKT	Common Knowledge Technology	4/7/2022	COBANK-CKG 9495	PMCHK00000028	\$5,132.00
47946	COMMUNITYMATTER	Community Matters Institute	4/7/2022	COBANK-CKG 9495	PMCHK00000028	\$15,000.00
47947	COREANDMAIN	Core & Main LLP	4/7/2022	COBANK-CKG 9495	PMCHK00000028	\$70.08
47948	COREELECTRICCOO	Core Electric Cooperative	4/7/2022	COBANK-CKG 9495	PMCHK00000028	\$9,187.74
47949	LEWANDOWSKI,DAR	Darin Lewandowski	4/7/2022	COBANK-CKG 9495	PMCHK00000028	\$425.00
47950	EMERGENCYNETWOR	Emergency Network Security Sys	4/7/2022	COBANK-CKG 9495	PMCHK00000028	\$61.00
47951	HARKER,EMILE	Emilie Harker	4/7/2022	COBANK-CKG 9495	PMCHK00000028	\$500.00
47952	EVOQUA	Evoqua Water Technologies LLC	4/7/2022	COBANK-CKG 9495	PMCHK00000028	\$1,250.00
47953	FAC	Fromm & Company LLC	4/7/2022	COBANK-CKG 9495	PMCHK00000028	\$7,177.50
47954	GREASEMONKEY	Grease Monkey	4/7/2022	COBANK-CKG 9495	PMCHK00000028	\$227.09
47955	GUNCLEANERSOFCO	Gun Cleaners of Colorado LLC	4/7/2022	COBANK-CKG 9495	PMCHK00000028	\$38.00
47956	HIGHPOINTNETWOR	High Point Networks	4/7/2022	COBANK-CKG 9495	PMCHK00000028	\$41.25
47957	HOMEDEPOTCREDIT	Home Depot Credit Services	4/7/2022	COBANK-CKG 9495	PMCHK00000028	\$78.06
47958	KROBLAWOFFICES	Krob Law Office, LLC	4/7/2022	COBANK-CKG 9495	PMCHK00000028	\$15,614.00
47959	UCHEALTH	Memorial Health System	4/7/2022	COBANK-CKG 9495	PMCHK00000028	\$320.31
47960	ORKIN	Orkin	4/7/2022	COBANK-CKG 9495	PMCHK00000028	\$1,239.95
47961	SGS	SGS North America, Inc.	4/7/2022	COBANK-CKG 9495	PMCHK00000028	\$401.72
47962	SPRINGSFASTNERC	Springs Fastner Co.	4/7/2022	COBANK-CKG 9495	PMCHK00000028	\$80.45
47963	STERICYCLE	Stericycle, Inc.	4/7/2022	COBANK-CKG 9495	PMCHK00000028	\$105.00
47964	T2SYSTEMS	T2 Systems Canada Inc.	4/7/2022	COBANK-CKG 9495	PMCHK00000028	\$70.00
47965	XFINITY	Xfinity	4/7/2022	COBANK-CKG 9495	PMCHK00000028	\$104.85
47966	ABGROCKYMOUNTAI	ABG Rocky Mountain	4/21/2022	COBANK-CKG 9495	PMCHK00000029	\$600.94
47967	AIRGAS	Airgas USA, LLC	4/21/2022	COBANK-CKG 9495	PMCHK00000029	\$366.08
47968	CENTURYLINK	CenturyLink	4/21/2022	COBANK-CKG 9495	PMCHK00000029	\$208.33
47969	CITYOFFORTCOLLI	City of Fort Collins	4/21/2022	COBANK-CKG 9495	PMCHK00000029	\$90.00
47970	COMCAST	Comcast	4/21/2022	COBANK-CKG 9495	PMCHK00000029	\$203.35
47971	COREANDMAIN	Core & Main LLP	4/21/2022	COBANK-CKG 9495	PMCHK00000029	\$147.42
47972	COREELECTRICCOO	Core Electric Cooperative	4/21/2022	COBANK-CKG 9495	PMCHK00000029	\$1,017.50
47973	DANIELSLONGCHEV	Daniels Long Chevrolet	4/21/2022	COBANK-CKG 9495	PMCHK00000029	\$431.34
47974	DPCINDUSTRIES	DPC Industries, Inc.	4/21/2022	COBANK-CKG 9495	PMCHK00000029	\$70.00
47975	ELITEAUTOSERVIC	Elite Auto Service and Repair	4/21/2022	COBANK-CKG 9495	PMCHK00000029	\$59.84
47976	FAC	Fromm & Company LLC	4/21/2022	COBANK-CKG 9495	PMCHK00000029	\$7,281.00
47977	GRAINGER	Grainger	4/21/2022	COBANK-CKG 9495	PMCHK00000029	\$51.50
47978	HACHCOMPANY	Hach Company	4/21/2022	COBANK-CKG 9495	PMCHK00000029	\$860.96
47979	IACP	International Association of C	4/21/2022	COBANK-CKG 9495	PMCHK00000029	\$190.00
47980	HOYHTYA,LAWRENC	Lawrence Hoyhtya	4/21/2022	COBANK-CKG 9495	PMCHK00000029	\$60.00
47981	LUMEN	Level 3 Communications, LLC	4/21/2022	COBANK-CKG 9495	PMCHK00000029	\$519.50
47982	UCHEALTH	Memorial Health System	4/21/2022	COBANK-CKG 9495	PMCHK00000029	\$155.49
47983	MONARCHMERCHANT	Monarch Merchandising	4/21/2022	COBANK-CKG 9495	PMCHK00000029	\$179.25
47984	GREASEMONKEY	My Fleet Center	4/21/2022	COBANK-CKG 9495	PMCHK00000029	\$223.06
47985	PALMERLAKEELEM	Palmer Lake Elementary	4/21/2022	COBANK-CKG 9495	PMCHK00000029	\$122.50
47986	PALMERLAKESANIT	Palmer Lake Sanitation	4/21/2022	COBANK-CKG 9495	PMCHK00000029	\$2,169.62
47987	PIKESPEAKREGION	Pikes Peak Regional Water Auth	4/21/2022	COBANK-CKG 9495	PMCHK00000029	\$6,774.03
47988	PIONEER	Pioneer	4/21/2022	COBANK-CKG 9495	PMCHK00000029	\$140.13
47989	SGS	SGS North America, Inc.	4/21/2022	COBANK-CKG 9495	PMCHK00000029	\$245.58
47990	STERICYCLE	Stericycle, Inc.	4/21/2022	COBANK-CKG 9495	PMCHK00000029	\$70.00
47991	GAZETTE	The Gazette	4/21/2022	COBANK-CKG 9495	PMCHK00000029	\$406.77

* Voided Checks

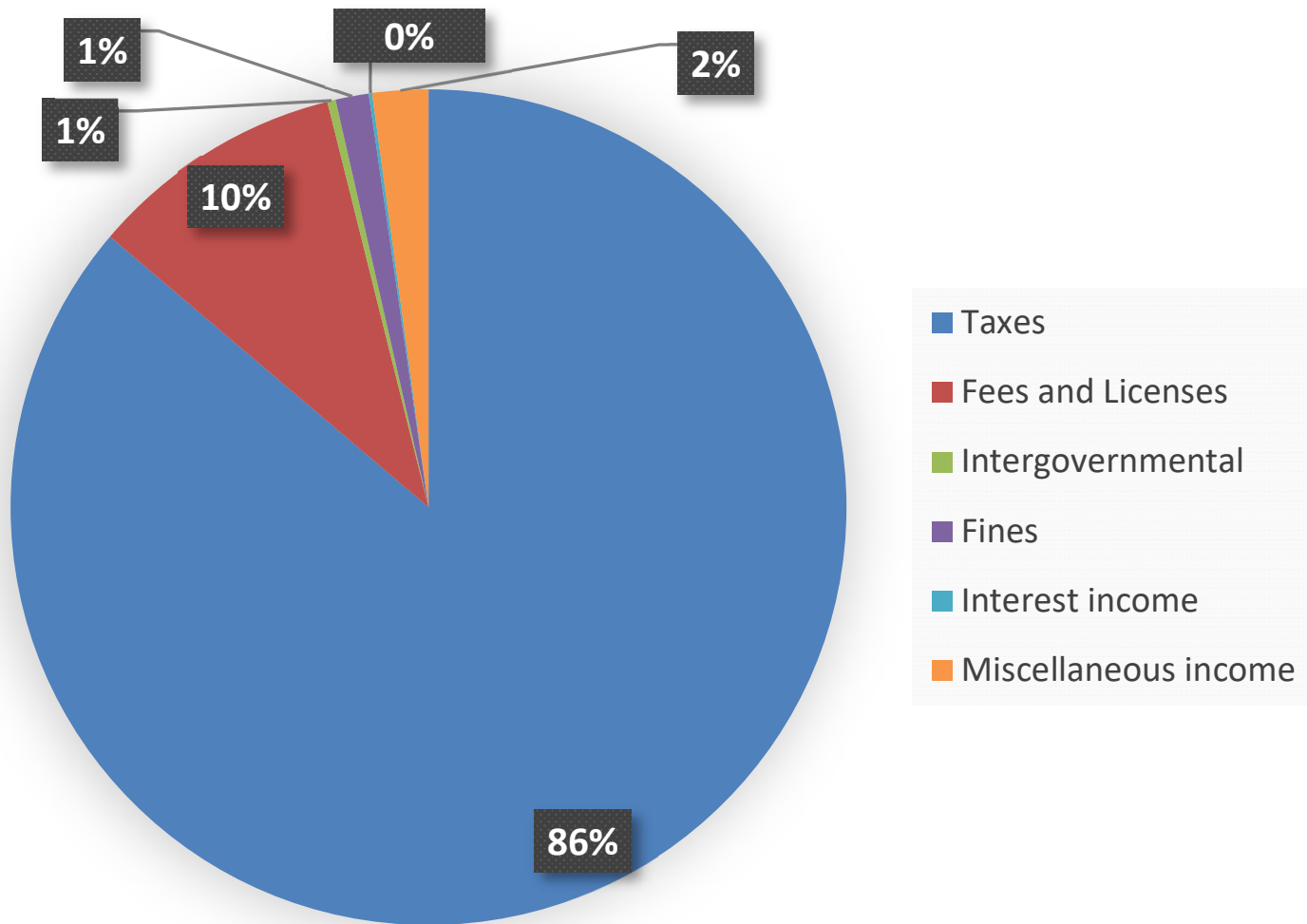
Check Number	Vendor ID	Vendor Check Name	Check Date	Checkbook ID	Audit Trail Code	Amount
47993	TRILAKESMONUMEN	Tri-Lakes Monument Fire Protec	4/21/2022	COBANK-CKG 9495	PMCHK00000029	\$4,353.44
47994	WATTSUPFITTINGI	Watts Upfitting Inc.	4/21/2022	COBANK-CKG 9495	PMCHK00000029	\$9,907.85
47995	XEROX	Xerox Business Solutions South	4/21/2022	COBANK-CKG 9495	PMCHK00000029	\$60.82
47997	OPTEONAPPRAISAL	Opteon Appraisal Inc.	4/22/2022	COBANK-CKG 9495	PMCHK00000031	\$4,750.00
47998	CICCOLELLAJOHN	John Ciccolella	4/25/2022	COBANK-CKG 9495	PMCHK00000032	\$320.00
47999	TNPARKERCONSTRU	TN Parker Construction	4/27/2022	COBANK-CKG 9495	PMCHK00000033	\$62,876.32

Total Checks:	62			Total Amount of Checks:		\$204,729.53
						=====

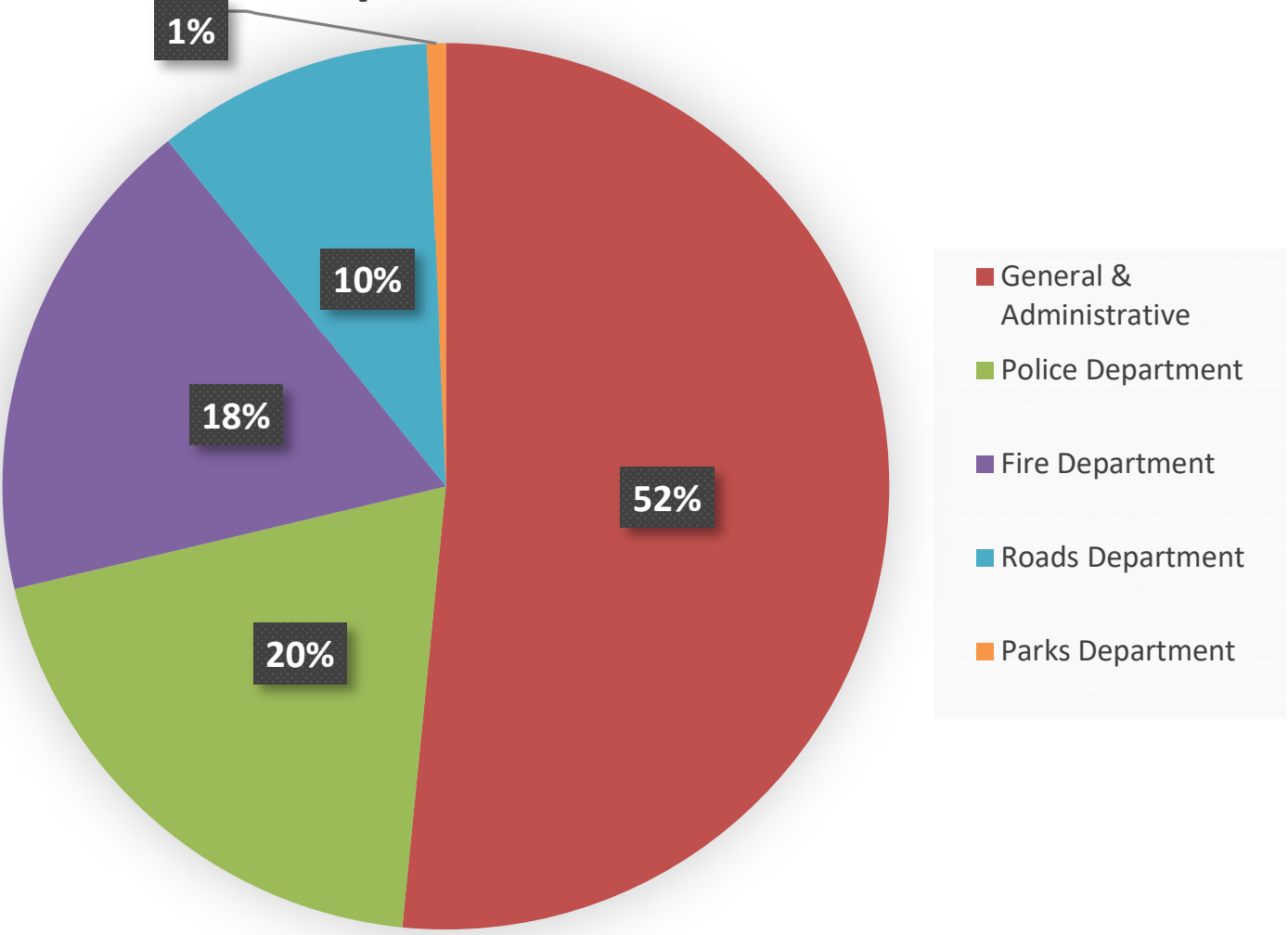
CHARTS
April 2022



General Fund Revenue Breakdown April 2022



General Fund Expenditure Breakdown April 2022



Water Enterprise Fund Expenditure Breakdown April 2022

