


TOWN OF PALMER LAKE
Financial Statements
March 2022
Unaudited



CASH POSITION


March 31, 2022



TOWN OF PALMER LAKE
Schedule of Cash Position
March 31, 2022

FINANCIAL INSTITUTION	TYPE OF ACCOUNT	CHECKING / SAVINGS	BANK RATE	BALANCE
OPERATING FUNDS:				
Community Banks of CO	General Fund Operating	Checking	n/a	\$ 1,040,466
<i>* Restricted - Operating Reserve - 3 months (\$582,475)</i>				
Community Banks of CO	Water Fund Operating	Checking	n/a	\$ 1,021,421
<i>* Restricted - Operating Reserve - 3 months (\$236,018)</i>				
Colorado Trust (ColoTrust)	General Fund	Savings	0.25%	\$ 977,323
Subtotal - Operating Funds				\$ 3,039,209
RESTRICTED FUNDS:				
Colorado Trust (ColoTrust)	Water Reserve 2010	Savings	0.25%	\$ 177,380
Colorado Trust (ColoTrust)	Water Loan Reserve	Savings	0.25%	\$ 197,570
Colorado Trust (ColoTrust)	Police CIP Reserve	Savings	0.25%	\$ 7
Colorado Trust (ColoTrust)	Fire CIP Reserve	Savings	0.25%	\$ 105,495
Colorado Trust (ColoTrust)	CTF Reserve	Savings	0.25%	\$ 27,095
Subtotal - Restricted Funds				\$ 507,547
TOTAL				\$ 3,546,756

GENERAL FUND
March 2022



TOWN OF PALMER LAKE

SCHEDULE OF REVENUE, EXPENDITURES AND CHANGES IN FUND BALANCE - BUDGET AND ACTUAL GENERAL FUND


For the Three Months Ended March 31, 2022
UNAUDITED

	2022 Adopted Budget	Actual	Variance Favorable (Unfavorable)	Percent of Budget (YTD 25%)
REVENUE				
Taxes	\$ 2,090,342	\$ 671,195	\$ (1,419,147)	32%
Fees and Licenses	191,900	33,128	(158,772)	17%
Intergovernmental	26,100	960	(25,140)	4%
Fines	70,900	8,179	(62,721)	12%
Interest income	12,000	398	(11,602)	3%
Departmental	7,000	1,210	(5,790)	17%
Miscellaneous income	170,100	4,241	(165,859)	2%
Total Revenue	\$ 2,568,342	\$ 719,311	\$ (1,849,031)	28%
EXPENDITURES				
General and Administrative				
Salaries and Benefits	\$ 179,369	\$ 42,512	\$ 136,857	24%
Professional Services	315,785	110,814	204,971	35%
General Administration	605,730	154,182	451,548	25%
Total General and Administrative	\$ 1,100,885	\$ 307,508	\$ 793,376	28%
Police Department				
Salaries and Benefits	\$ 588,861	\$ 119,037	\$ 469,824	20%
Professional Services	-	-	-	0%
General Administration	60,470	4,550	55,920	8%
Total Police Department	\$ 649,331	\$ 123,587	\$ 525,744	19%
Fire Department				
Salaries and Benefits	\$ 464,572	\$ 99,882	\$ 364,690	21%
Professional Services	-	-	-	0%
General Administration	73,050	10,352	62,698	14%
Total Fire Department	\$ 537,622	\$ 110,234	\$ 427,388	21%
Roads Department				
Salaries and Benefits	\$ 187,002	\$ 43,763	\$ 143,239	23%
Professional Services	20,000	875	19,125	4%
General Administration	388,071	22,314	365,757	6%
Total Roads Department	\$ 595,073	\$ 66,952	\$ 528,121	11%
Parks Department				
Salaries and Benefits	\$ 62,231	\$ 1,751	\$ 60,480	3%
General Administration	23,200	9,125	14,075	39%
Total Parks Department	\$ 85,431	\$ 10,876	\$ 74,555	13%
Total Expenditures	\$ 2,968,341	\$ 619,157	\$ 2,349,184	21%
EXCESS OF REVENUE OVER (UNDER) EXPENDITURES				
	\$ (400,000)	\$ 100,154	\$ 500,153	
FUND BALANCE - BEGINNING OF YEAR - estimated		\$ 2,783,287		
FUND BALANCE - ENDING - 3.31.22		\$ 2,883,441		
Less:				
Restricted:				
Operating Reserve - 3 months		(582,475)	<i>Note 1</i>	
Fire - CIP Reserve		(105,495)		
FUND BALANCE - 3.31.22 - Unrestricted		\$ 2,195,471		

Note 1: A 12 Month Operating Reserve would be Optimum

WATER ENTERPRISE FUND

March 2022




TOWN OF PALMER LAKE

SCHEDULE OF REVENUE, EXPENDITURES AND CHANGES IN FUNDS AVAILABLE - BUDGET AND ACTUAL WATER ENTERPRISE FUND For the Three Months Ended March 31, 2022 UNAUDITED

	2022 Adopted Budget	Actual	Variance Favorable (Unfavorable)	Percent of Budget (YTD 25%)
REVENUE				
Water Revenue	\$ 1,198,500	\$ 264,129	\$ (934,371)	22%
Water Fees	71,957	13,457	(58,500)	19%
Water Taps	200,000	-	(200,000)	0%
Late Fees	-	5,383	5,383	0%
Water Meters	6,500	-	(6,500)	0%
Interest	3,000	132	(2,868)	4%
Total Revenue	\$ 1,479,957	\$ 283,101	\$ (1,196,856)	19%
EXPENDITURES				
Salaries and Benefits	\$ 454,797	\$ 99,998	\$ 354,799	22%
Professional Services	127,500	17,614	109,886	14%
Administrative	183,450	66,905	116,545	36%
Operations	874,054	58,756	815,298	7%
Debt Service	183,229	11,500	171,729	6%
Total Expenditures	\$ 1,823,030	\$ 254,773	\$ 1,568,257	14%
EXCESS OF REVENUE OVER (UNDER) EXPENDITURES	\$ (343,072)	\$ 28,328	\$ 371,401	
FUNDS AVAILABLE - BEGINNING OF YEAR - estimated		\$ 658,203		
FUNDS AVAILABLE - ENDING - 3.31.22		\$ 686,531		
Less:				
Restricted:				
Operating Reserve - 3 months(CWR&PDA Loan Requirement)		(236,018)	<i>Note 1</i>	
Water Loan Reserve		(197,570)		
Water Reserve - 2010		(177,380)		
FUNDS AVAILABLE - 3.31.22 - Unrestricted		\$ 75,563		

Note 1: A 12 Month Operating Reserve would be Optimum

CONSERVATION TRUST FUND
March 2022



TOWN OF PALMER LAKE

STATEMENT OF REVENUE, EXPENDITURES AND CHANGES IN FUND BALANCE - BUDGET AND ACTUAL


CONSERVATION TRUST FUND

For the Three Months Ended March 31, 2022

UNAUDITED

	<u>2022 Adopted Budget</u>	<u>Actual</u>	<u>Variance Favorable (Unfavorable)</u>	<u>Percent of Budget (YTD 25%)</u>
REVENUE				
State Shared Revenue	\$ 44,406	\$ -	\$ (44,406)	0%
Interest/Miscellaneous income	-	10	10	0%
Total Revenue	<u>\$ 44,406</u>	<u>\$ 10</u>	<u>\$ (44,396)</u>	<u>0%</u>
EXPENDITURES				
Salaries and Benefits	\$ 18,774	\$ 2,212	\$ 16,562	12%
Administrative	25,630	1,008	24,622	4%
Total Expenditures	<u>\$ 44,405</u>	<u>\$ 3,220</u>	<u>\$ 41,184</u>	<u>7%</u>
NET CHANGE IN FUND BALANCE	<u>\$ 1</u>	<u>\$ (3,210)</u>	<u>\$ (3,212)</u>	
FUND BALANCE - BEGINNING OF YEAR - estimated		<u>\$ 35,914</u>		
FUND BALANCE - ENDING - 3.31.22 - Restricted		<u><u>\$ 32,704</u></u>		

GRANTS AND DONATIONS FUND
March 2022



TOWN OF PALMER LAKE

SCHEDULE OF REVENUE, EXPENDITURES AND CHANGES IN FUNDS AVAILABLE - BUDGET AND ACTUAL GRANTS & DONATIONS

For the Three Months Ended March 31, 2022

UNAUDITED

For Information Purposes Only

	2022 Budget	YTD Actual	Variance Favorable (Unfavorable)	Percent of Budget (YTD 25%)
REVENUE				
FPPA Matching Funds	\$ 14,000	\$ -	\$ (14,000)	0%
Fire Mitigation Grant	50,000	-	(50,000)	0%
DOLA EIAF Water Sys- PER Grant	15,000	-	(15,000)	0%
CDOT Bridge Rehab	200,000	-	(200,000)	0%
CDOT PL Elementary Road Improvements	176,590	-	(176,590)	0%
American Rescue Plan	376,145	-	(376,145)	0%
Police Donations/ Grants	59,437	6,683	(52,754)	11%
Parks Donations/ Grants	1,000	4,706	3,706	471%
Total Revenue	<u>\$ 892,172</u>	<u>\$ 11,389</u>	<u>\$ (880,783)</u>	<u>1%</u>
EXPENDITURES				
General Administrative				
Grants Expense- DOLA / GOCO	\$ -	\$ -	\$ -	0%
Total General Administrative Expenditures	<u>\$ -</u>	<u>\$ -</u>	<u>\$ -</u>	<u>0%</u>
Police Department Expenditures				
Grant Expense	\$ 59,537	\$ -	\$ 59,537	0%
Total Police Department Expenditures	<u>\$ 59,537</u>	<u>\$ -</u>	<u>\$ 59,537</u>	<u>0%</u>
Fire Department Expenditures				
Grants Expense	\$ -	\$ 10,788	\$ (10,788)	0%
Total Fire Department Expenditures	<u>\$ -</u>	<u>\$ 10,788</u>	<u>\$ (10,788)</u>	<u>0%</u>
Roads Department Expenditures				
CDOT Bridge Rehab	\$ 200,000	\$ -	\$ 200,000	0%
CDOT PL Elementary Road Improvements	176,590	-	176,590	0%
Grants Expense- Douglas	13,900	-	13,900	0%
Total Roads Department Expenditures	<u>\$ 390,490</u>	<u>\$ -</u>	<u>\$ 390,490</u>	<u>0%</u>
Parks Department Expenditures				
Parks Committee (donations)	\$ 1,000	\$ -	\$ 1,000	0%
Fire Mitigation CUSP	50,000	-	50,000	0%
Grants Expense	-	-	-	0%
Total Parks Department Expenditures	<u>\$ 51,000</u>	<u>\$ -</u>	<u>\$ 51,000</u>	<u>0%</u>
Water Department Expenditures				
American Rescue Plan	\$ 376,145	\$ -	\$ 376,145	0%
DOLA EIAF Water Sys- PER Grant	15,000	-	15,000	0%
Total Water Department Expenditures	<u>\$ 391,145</u>	<u>\$ -</u>	<u>\$ 391,145</u>	<u>0%</u>
Total Expenditures	<u>\$ 892,172</u>	<u>\$ 10,788</u>	<u>\$ 881,384</u>	
EXCESS OF REVENUE OVER (UNDER) EXPENDITURES	<u>\$ -</u>	<u>\$ 11,389</u>	<u>\$ 601</u>	

Check Register

March 2022



Ranges: From: To: From: To:
 Check Number First Last Check Date 3/1/2022 3/31/2022
 Vendor ID First Last Checkbook ID COBANK-CKG 9495 COBANK-CKG 9495
 Vendor Name First Last

Sorted By: Check Number

* Voided Checks

Check Number	Vendor ID	Vendor Check Name	Check Date	Checkbook ID	Audit Trail Code	Amount
47874	AMCOBI	American Conservation & Billin	3/3/2022	COBANK-CKG 9495	PMCHK00000013	\$1,186.34
47875	AMCOBIIT	American Conservation & Billin	3/3/2022	COBANK-CKG 9495	PMCHK00000013	\$3,658.00
47876	FURRERANDE	Ande Furrer	3/3/2022	COBANK-CKG 9495	PMCHK00000013	\$50.28
47878	BH	Black Hills Energy	3/3/2022	COBANK-CKG 9495	PMCHK00000013	\$1,841.33
47879	BRADLEYEXCAVATI	Bradley Excavating Inc.	3/3/2022	COBANK-CKG 9495	PMCHK00000013	\$2,740.00
47880	CITYOFFORTCOLLI	City of Fort Collins	3/3/2022	COBANK-CKG 9495	PMCHK00000013	\$90.00
47881	CKT	Common Knowledge Technology	3/3/2022	COBANK-CKG 9495	PMCHK00000013	\$2,190.00
47882	COREANDMAIN	Core & Main LLP	3/3/2022	COBANK-CKG 9495	PMCHK00000013	\$14,567.35
47883	COREELECTRICCOO	Core Electric Cooperative	3/3/2022	COBANK-CKG 9495	PMCHK00000013	\$9,261.31
47884	DANAKEPNERCOMPA	Dana Kepner Company, LLC	3/3/2022	COBANK-CKG 9495	PMCHK00000013	\$4,654.49
47885	DPCINDUSTRIES	DPC Industries, Inc.	3/3/2022	COBANK-CKG 9495	PMCHK00000013	\$70.00
47886	DTITRUCKS	DTI Trucks	3/3/2022	COBANK-CKG 9495	PMCHK00000013	\$8,951.29
47887	ESO	ESO Solutions, Inc.	3/3/2022	COBANK-CKG 9495	PMCHK00000013	\$208.53
47888	FORSGENASSOCIAT	Forsgren Associates Inc.	3/3/2022	COBANK-CKG 9495	PMCHK00000013	\$300.75
47889	FAC	Fromm & Company LLC	3/3/2022	COBANK-CKG 9495	PMCHK00000013	\$6,460.50
47890	CICCOLELLAJOHN	John Ciccolella	3/3/2022	COBANK-CKG 9495	PMCHK00000013	\$320.00
47891	L.N.CURTISANDSO	L.N. Curtis and sons	3/3/2022	COBANK-CKG 9495	PMCHK00000013	\$191.58
47892	MAZZELLA	Mazzella Denver Wire Rope	3/3/2022	COBANK-CKG 9495	PMCHK00000013	\$451.07
47893	SAFELITE	Safelite Fulfillment, Inc.	3/3/2022	COBANK-CKG 9495	PMCHK00000013	\$246.32
47894	SPRINGSFASTNERC	Springs Fastner Co.	3/3/2022	COBANK-CKG 9495	PMCHK00000013	\$50.00
47895	T2SYSTEMS	T2 Systems Canada Inc.	3/3/2022	COBANK-CKG 9495	PMCHK00000013	\$140.00
47896	XEROX	Xerox Business Solutions South	3/3/2022	COBANK-CKG 9495	PMCHK00000013	\$611.15
47897	XFINITY	Xfinity	3/3/2022	COBANK-CKG 9495	PMCHK00000013	\$104.85
47898	ACTIVE911,INC.	Active911, Inc.	3/11/2022	COBANK-CKG 9495	PMCHK00000014	\$325.00
47899	AT&TMOBILITY	AT & T Mobility	3/11/2022	COBANK-CKG 9495	PMCHK00000014	\$1,532.88
47900	CHAVEZCONSULTIN	Chavez Consulting Inc., LLC.	3/11/2022	COBANK-CKG 9495	PMCHK00000014	\$187.50
47901	COREANDMAIN	Core & Main LLP	3/11/2022	COBANK-CKG 9495	PMCHK00000014	\$47,584.99
47902	COREELECTRICCOO	Core Electric Cooperative	3/11/2022	COBANK-CKG 9495	PMCHK00000014	\$1,017.50
47903	GUNCLEANERSOFCO	Gun Cleaners of Colorado LLC	3/11/2022	COBANK-CKG 9495	PMCHK00000014	\$126.00
47904	HOMEDEPOTCREDIT	Home Depot Credit Services	3/11/2022	COBANK-CKG 9495	PMCHK00000014	\$211.31
47905	INTELLICHOICE	Intellicochoice, Inc.	3/11/2022	COBANK-CKG 9495	PMCHK00000014	\$4,813.40
47906	PAPERROLLPRODUC	Paper Roll Products	3/11/2022	COBANK-CKG 9495	PMCHK00000014	\$83.80
47907	PAVEMENTREPAIR	Pavement Repair & Supplies, In	3/11/2022	COBANK-CKG 9495	PMCHK00000014	\$1,137.50
47908	PERRY,ROBERT	Robert Perry	3/11/2022	COBANK-CKG 9495	PMCHK00000014	\$251.74
47909	UNCC	Utility Notification Center of	3/11/2022	COBANK-CKG 9495	PMCHK00000014	\$46.02
47910	ACOOLBREEZE	A Cool Breeze Heating & Air Co	3/24/2022	COBANK-CKG 9495	PMCHK00000027	\$230.00
47911	AIRGAS	Airgas USA, LLC	3/24/2022	COBANK-CKG 9495	PMCHK00000027	\$328.50
47912	AMERICANPORTABL	American Portable Services	3/24/2022	COBANK-CKG 9495	PMCHK00000027	\$465.00
47913	CENTURYLINK	CenturyLink	3/24/2022	COBANK-CKG 9495	PMCHK00000027	\$208.73
47914	COMCAST	Comcast	3/24/2022	COBANK-CKG 9495	PMCHK00000027	\$193.35
47915	CKT	Common Knowledge Technology	3/24/2022	COBANK-CKG 9495	PMCHK00000027	\$7,075.98
47916	DPCINDUSTRIES	DPC Industries, Inc.	3/24/2022	COBANK-CKG 9495	PMCHK00000027	\$70.00
47917	DTITRUCKS	DTI Trucks	3/24/2022	COBANK-CKG 9495	PMCHK00000027	\$4,384.42
47918	EVOQUA	Evoqua Water Technologies LLC	3/24/2022	COBANK-CKG 9495	PMCHK00000027	\$1,250.00
47919	FOUNTAINCREEKWA	Fountain Creek Watershed, Floo	3/24/2022	COBANK-CKG 9495	PMCHK00000027	\$992.00
47920	GALLS	Galls, LLC	3/24/2022	COBANK-CKG 9495	PMCHK00000027	\$142.40
47921	GFLENVIRONMENTA	GFL Environmental	3/24/2022	COBANK-CKG 9495	PMCHK00000027	\$167.14
47922	HELLOHOUSEKEEPI	Hello Housekeeping	3/24/2022	COBANK-CKG 9495	PMCHK00000027	\$560.00
47923	CICCOLELLAJOHN	John Ciccolella	3/24/2022	COBANK-CKG 9495	PMCHK00000027	\$320.00
47924	L.N.CURTISANDSO	L.N. Curtis and sons	3/24/2022	COBANK-CKG 9495	PMCHK00000027	\$10,787.76
47925	LUMEN	Level 3 Communications, LLC	3/24/2022	COBANK-CKG 9495	PMCHK00000027	\$520.55
47926	MES	Municipal Emergency Svcs	3/24/2022	COBANK-CKG 9495	PMCHK00000027	\$1,886.25
47927	FLEETCENTER	MyFleetCenter.com	3/24/2022	COBANK-CKG 9495	PMCHK00000027	\$75.21
47928	OREILLY	O'Reilly	3/24/2022	COBANK-CKG 9495	PMCHK00000027	\$97.58
47929	ORKIN	Orkin	3/24/2022	COBANK-CKG 9495	PMCHK00000027	\$683.30
47930	PALMERLAKEELEME	Palmer Lake Elementary	3/24/2022	COBANK-CKG 9495	PMCHK00000027	\$87.50

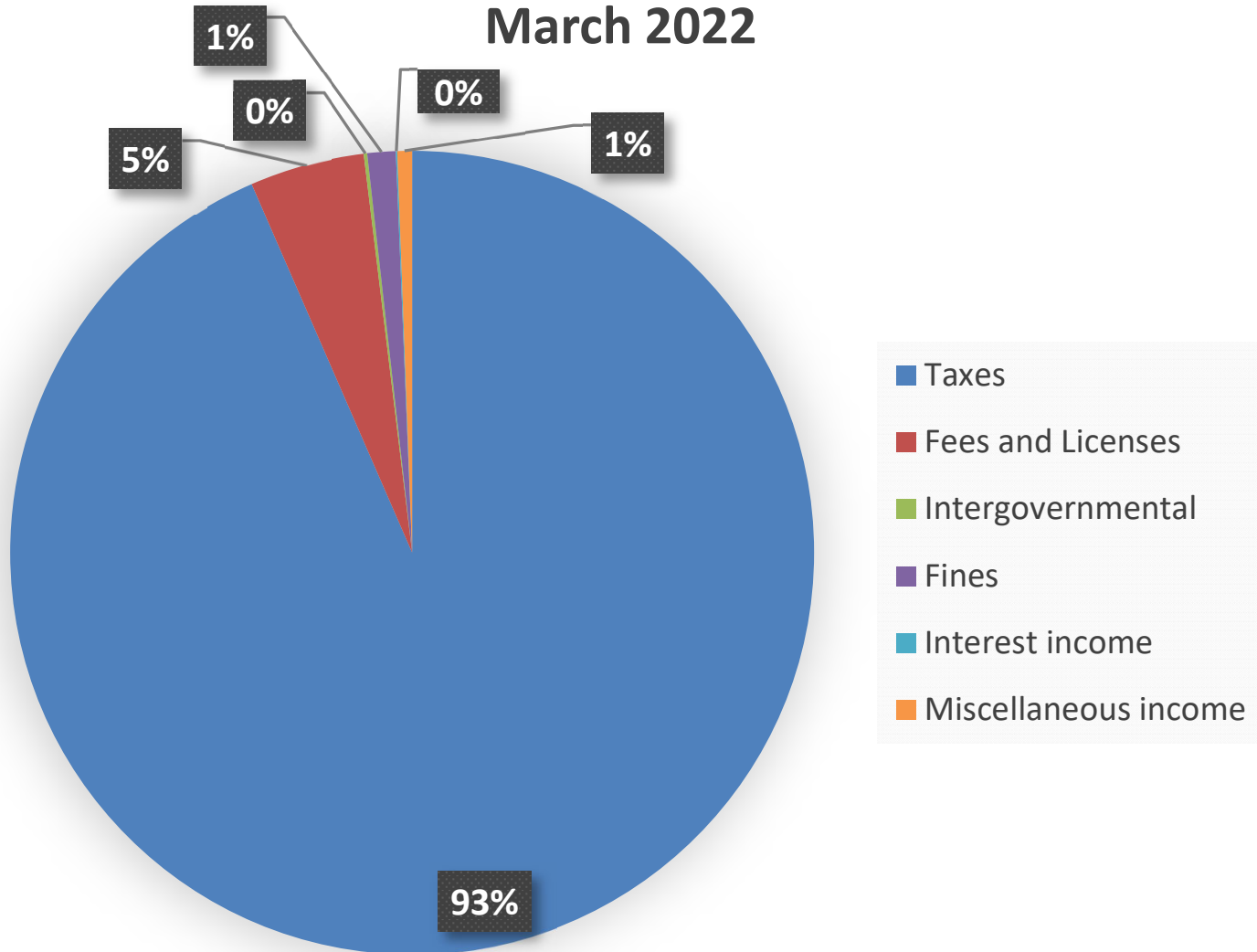
* Voided Checks

Check Number	Vendor ID	Vendor Check Name	Check Date	Checkbook ID	Audit Trail Code	Amount
47931	PALMERLAKESANIT	Palmer Lake Sanitation	3/24/2022	COBANK-CKG 9495	PMCHK00000027	\$1,129.94
47932	RHINEHARTOIL	Rhinehart Oil Co., LLC	3/24/2022	COBANK-CKG 9495	PMCHK00000027	\$3,118.82
47933	TNPARKERCONSTRU	TN Parker Construction	3/24/2022	COBANK-CKG 9495	PMCHK00000027	\$53,339.07
47934	WELLS&WEST	Wells & West General Contracto	3/24/2022	COBANK-CKG 9495	PMCHK00000027	\$20,501.67
47935	XEROX	Xerox Business Solutions South	3/24/2022	COBANK-CKG 9495	PMCHK00000027	\$55.29
Total Checks: 61						Total Amount of Checks: \$224,333.24

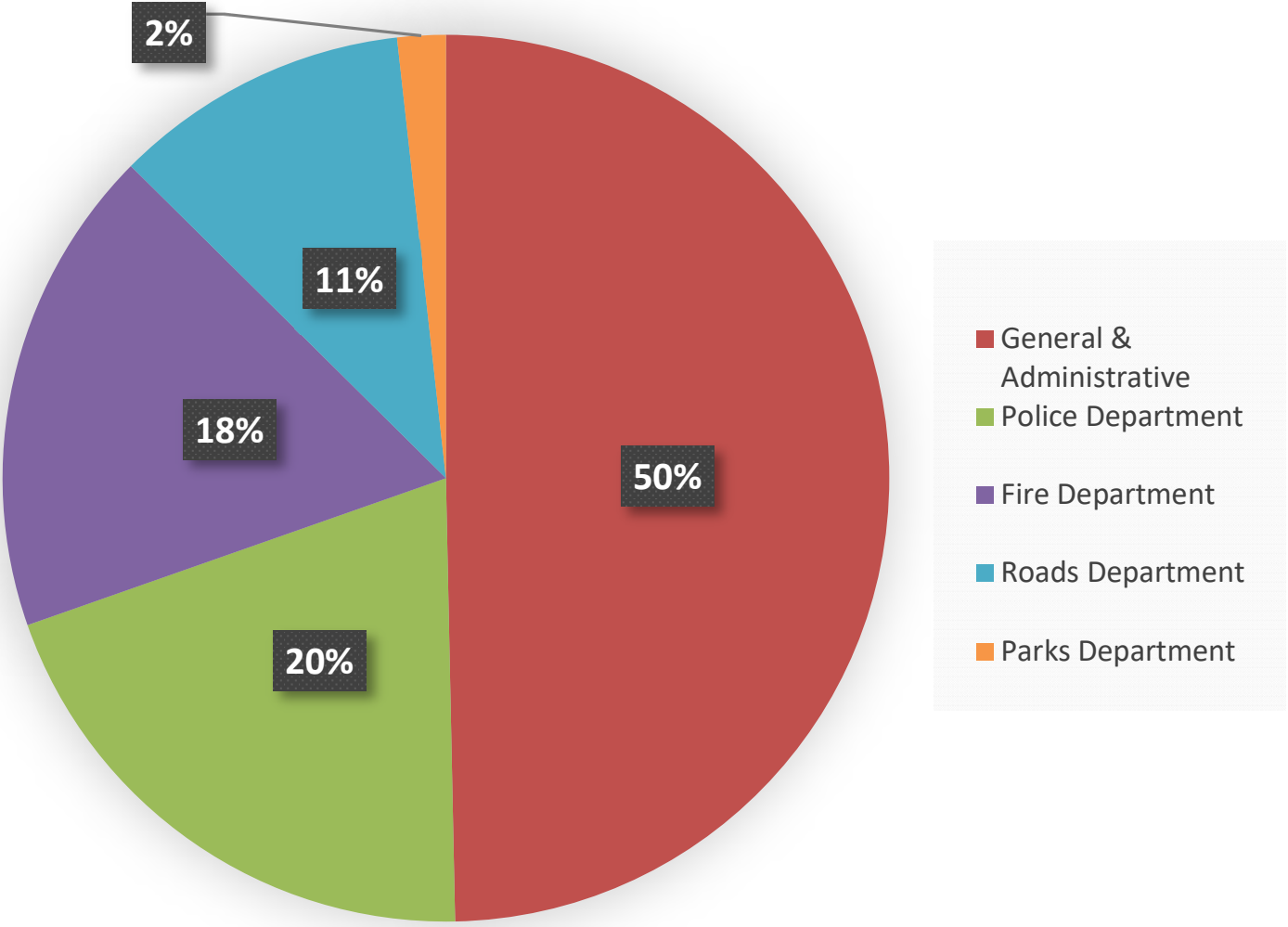
CHARTS
March 2022



General Fund Revenue Breakdown March 2022



General Fund Expenditure Breakdown March 2022



Water Enterprise Fund Expenditure Breakdown March 2022

