

Roadway Design Parameters

Design Speed: 50 mph

Posted Speed: 45 mph

Maximum ADT: 199

Design Vehicle: WB-50

SCALE: NOT TO SCALE

9/16/10

DATE APPROVED:

André P. Brackin

DEPARTMENT OF TRANSPORTATION

Rural Gravel Local Roadway

Standard Cross Section

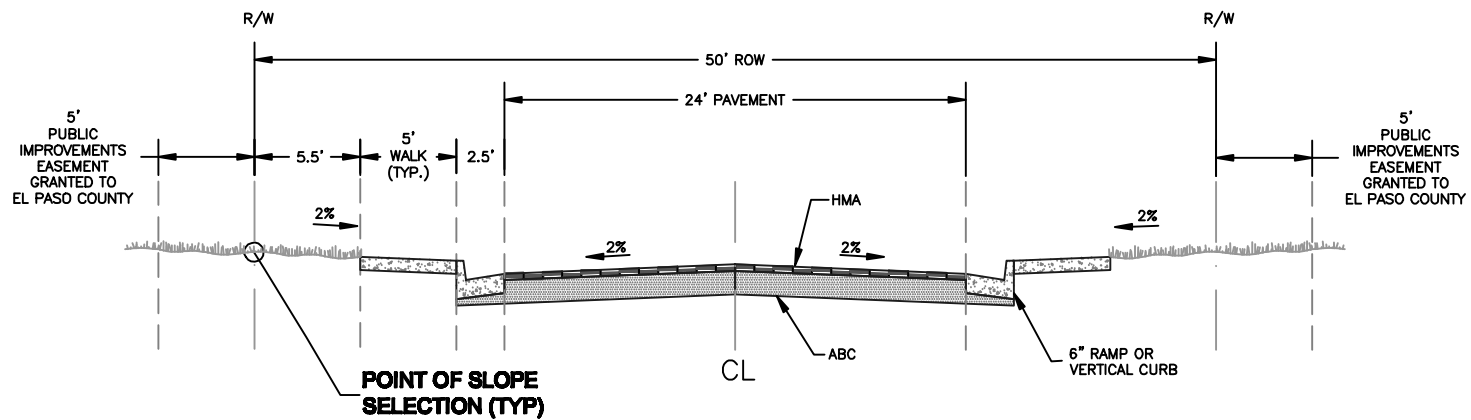
REVISION DATE:

12/8/15

FILE NAME:

SD\_2-10





**Roadway Design Parameters**  
**Design Speed: 25 mph**  
**Posted Speed: 20 mph**  
**Maximum ADT: 300**  
**Design Vehicle: SU-30**

SCALE: NOT TO SCALE

12/31/05

DATE APPROVED:

John A. McCarty

DEPARTMENT OF TRANSPORTATION

Urban Local (low volume)  
 Roadway  
 Standard Cross Section

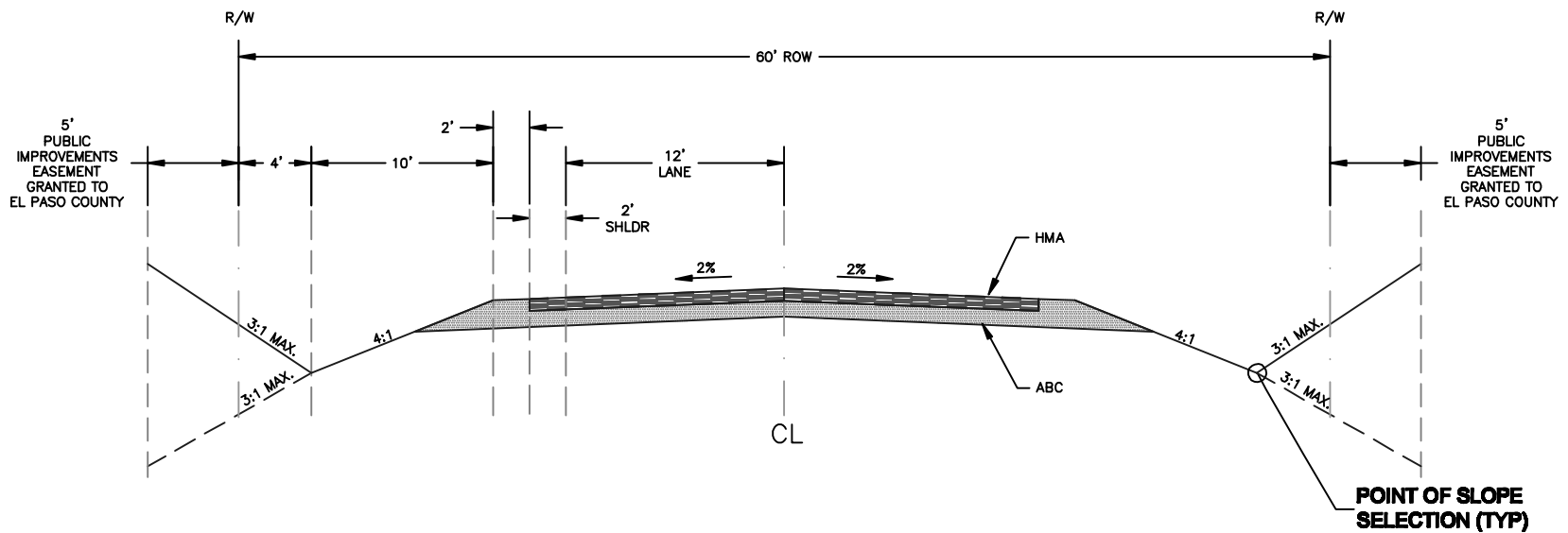
REVISION DATE:

12/22/05

FILE NAME:

SD\_2-1





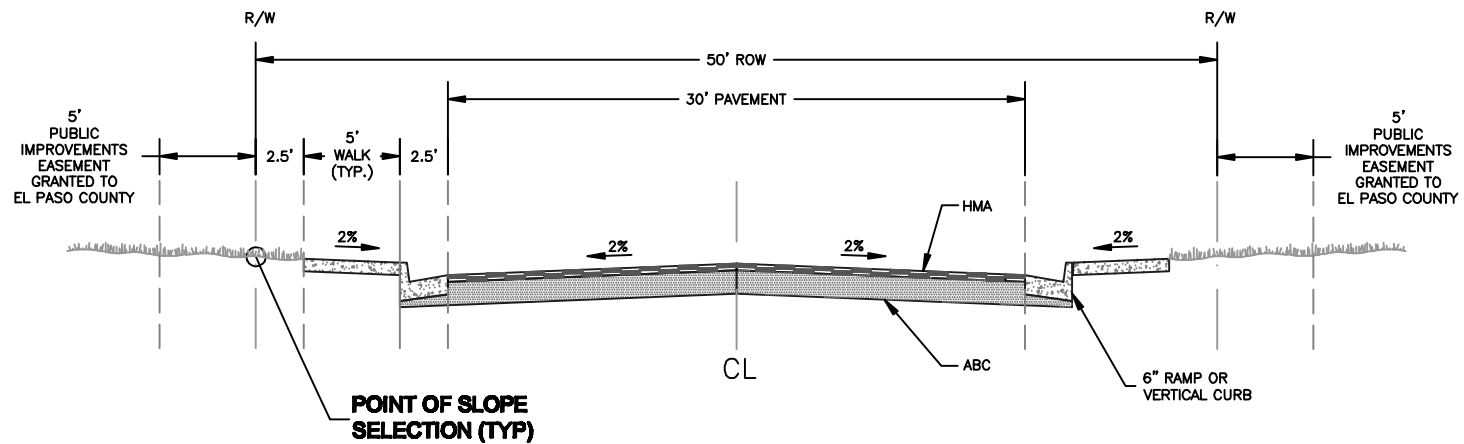
**Roadway Design Parameters**  
**Design Speed: 30 mph**  
**Posted Speed: 30 mph**  
**Maximum ADT: 750**  
**Design Vehicle: WB-50**

SCALE: NOT TO SCALE

12/31/05  
 DATE APPROVED:  
 John A. McCarty  
 DEPARTMENT OF TRANSPORTATION

Rural Local Roadway  
 Standard Cross Section  
 REVISION DATE: 12/22/05  
 FILE NAME: SD\_2-11





**Roadway Design Parameters**

**Design Speed: 25 mph**

**Posted Speed: 25 mph**

**Maximum ADT: 3,000**

**Design Vehicle: WB-50**

SCALE: NOT TO SCALE

12/31/05

DATE APPROVED:

John A. McCarty

DEPARTMENT OF TRANSPORTATION

Urban Local Roadway

Standard Cross Section

REVISION DATE:

12/22/05

FILE NAME:

SD\_2-2

