



**TOWN OF PALMER LAKE**  
**Financial Statements**  
**September 2024**  
**Unaudited**



## **Schedule of Cash Position September 2024**

**TOWN OF PALMER LAKE**  
**Schedule of Cash Position**  
**September 2024**

FINANCIAL INSTITUTION	ACCOUNT NAME	CHECKING / SAVINGS	BANK RATE	BALANCE
<b>GENERAL FUND</b>				
<b>GENERAL FUND OPERATING:</b>				
Community Banks of CO	General Fund Operating	Checking	n/a	\$ 2,215,458
<b>GENERAL FUND RESERVES:</b>				
Colorado Trust (ColoTrust) <i>* Operating Reserve - 3 months (\$775,497)</i>	General Fund Reserve	Savings	5.27%	\$ 1,562,348
Colorado Trust (ColoTrust)	Police Reserve	Savings	5.27%	\$ 7
Colorado Trust (ColoTrust)	Fire Reserve	Savings	5.27%	\$ 66,400
Colorado Trust (ColoTrust)	Roads Reserve	Savings	5.27%	\$ 11,058
<b>General Fund Reserves Subtotal</b>				<u>\$ 1,639,813</u>
<b>General Fund Accounts Total</b>				<u><u>\$ 3,855,271</u></u>
<b>WATER FUND</b>				
<b>WATER FUND OPERATING:</b>				
Community Banks of CO	Water Fund Operating	Checking	n/a	\$ 1,425,989
<b>WATER FUND RESERVES:</b>				
Colorado Trust (ColoTrust)	Water Reserve	Savings	5.27%	\$ 199,012
Colorado Trust (ColoTrust)	Water Cap Imp Reserve	Savings	5.27%	\$ 221,160
<b>RESTRICTED FUNDS (WATER FUND):</b>				
Colorado Trust (ColoTrust) <i>* Restricted - Loan Reserve - 3 months (\$216,571)</i>	Water Loan Reserve	Savings	5.27%	\$ 220,475
<b>Water Fund Accounts Total</b>				<u><u>\$ 2,066,636</u></u>
<b>CONSERVATION TRUST FUND</b>				
<b>CONSERVATION TRUST FUND:</b>				
Colorado Trust (ColoTrust)	CTF Reserve	Savings	5.27%	\$ 30,236
<b>Conservation Trust Fund Account Total</b>				<u><u>\$ 30,236</u></u>



**Financial Reports**  
**September 2024**

# TOWN OF PALMER LAKE

## SCHEDULE OF REVENUE, EXPENDITURES AND CHANGES IN FUND BALANCE - BUDGET AND ACTUAL GENERAL FUND

For the Nine Months Ended September 30, 2024  
UNAUDITED

	2024 Adopted Budget	Actual	Variance Favorable (Unfavorable)	Percent of Budget (YTD 75%)
<b>REVENUE</b>				
Taxes	\$ 2,794,447	\$ 2,946,085	\$ 151,638	105%
Fees and Licenses	291,025	175,678	(115,347)	60%
Intergovernmental	7,000	8,658	1,658	124%
Fines	65,000	45,648	(19,352)	70%
Interest	80,000	71,955	(8,045)	90%
Departmental	65,000	57,340	(7,660)	88%
Grants and Donations	1,385,959	179,012	(1,206,947)	13%
Miscellaneous	70,000	46,933	(23,067)	67%
Total Revenue	\$ 4,758,431	\$ 3,531,309	\$ (1,227,122)	74%
<b>EXPENDITURES</b>				
Administration				
Salaries and Benefits	\$ 246,873	\$ 147,231	\$ 99,642	60%
Professional Services	373,000	199,253	173,747	53%
Administrative/Operations	332,936	159,968	172,968	48%
Capital Outlays	10,000	11,129	(1,129)	111%
Total Administration	\$ 962,809	\$ 517,581	\$ 445,228	54%
Police Department				
Salaries and Benefits	\$ 674,622	\$ 474,331	\$ 200,291	70%
Professional Services	112,600	24,121	88,479	21%
Administrative/Operations	86,845	95,961	(9,116)	110%
Capital Outlays	80,000	84,045	(4,045)	105%
Total Police Department	\$ 954,067	\$ 678,458	\$ 275,609	71%
Fire Department				
Salaries and Benefits	\$ 630,741	\$ 464,831	\$ 165,910	74%
Professional Services	10,000	11,527	(1,527)	115%
Administrative/Operations	128,600	77,788	50,812	60%
Capital Outlays	-	35,145	(35,145)	0%
Total Fire Department	\$ 769,341	\$ 589,291	\$ 180,050	77%
Public Works Department - Roads				
Salaries and Benefits	\$ 334,898	\$ 175,292	\$ 159,606	52%
Professional Services	40,300	16,938	23,362	42%
Administrative/Operations	167,500	82,843	84,657	49%
Capital Outlays	1,673,580	390,514	1,283,066	23%
Total Roads Department	\$ 2,216,278	\$ 665,587	\$ 1,550,691	30%
Public Works Department - Parks				
Administrative/Operations	\$ 42,100	\$ 26,213	\$ 15,887	62%
Capital Outlays	\$ 31,000	\$ 30,817	\$ 183	99%
Total Parks Department	\$ 73,100	\$ 57,030	\$ 16,070	78%
Total Expenditures	\$ 4,975,596	\$ 2,507,947	\$ 2,467,649	50%
<b>EXCESS OF REVENUE OVER (UNDER)</b>				
<b>EXPENDITURES</b>	\$ (217,165)	\$ 1,023,362	\$ 1,240,527	
<b>FUND BALANCE - BEGINNING OF YEAR</b>		\$ 3,661,915		
<b>FUND BALANCE - END OF YEAR</b>		<b>\$ 4,685,277</b>		

Recommended Operating Reserve - 3 months

775,497

# TOWN OF PALMER LAKE

## SCHEDULE OF REVENUE, EXPENDITURES AND CHANGES IN FUNDS AVAILABLE - BUDGET AND ACTUAL WATER ENTERPRISE FUND

For the Nine Months Ended September 30, 2024

UNAUDITED

	2024 Adopted Budget	Actual	Variance Favorable (Unfavorable)	Percent of Budget (YTD 75%)
<b>REVENUE</b>				
Water Billing	\$ 1,375,000	\$ 1,056,639	\$ (318,361)	77%
Water Improvement Fee	74,000	56,674	(17,326)	77%
Water Loan	216,000	162,341	(53,659)	75%
Water Tap Fees	72,000	16,542	(55,458)	23%
Water Meter/Parts	2,550	-	(2,550)	0%
Late Fees/Service Fees	16,000	15,405	(595)	96%
Interest	24,000	25,511	1,511	106%
American Rescue Plan	117,390	103,669	(13,721)	88%
PLES Upper Glenway Water Improvement	101,520	-	(101,520)	0%
Miscellaneous	-	795	795	0%
Total Revenue	\$ 1,998,460	\$ 1,437,576	\$ (560,884)	72%
<b>EXPENDITURES</b>				
Salaries and Benefits	\$ 519,749	\$ 326,168	\$ 193,581	63%
Professional Services	137,000	67,670	69,330	49%
Administrative/Operations	438,300	298,565	139,735	68%
Capital Outlays	649,290	454,822	194,468	70%
Debt Service	207,179	91,570	115,609	44%
Total Expenditures	\$ 1,951,518	\$ 1,238,795	\$ 712,723	63%
<b>EXCESS OF REVENUE OVER (UNDER) EXPENDITURES</b>				
	\$ 46,942	\$ 198,781	\$ 151,839	
<b>FUND BALANCE - BEGINNING OF YEAR</b>		\$ 1,304,220		
<b>FUND BALANCE - END OF YEAR</b>		\$ 1,503,001		
Less: Restricted Operating Reserve - 3 months		(216,571)	<i>Note 1</i>	
<b>FUND BALANCE - END OF YEAR - Unrestricted</b>		<b>\$ 1,286,430</b>		

*Note 1: CWR&PDA Loan Requirement*

# TOWN OF PALMER LAKE

## STATEMENT OF REVENUE, EXPENDITURES AND CHANGES IN FUND BALANCE - BUDGET AND ACTUAL CONSERVATION TRUST FUND

For the Nine Months Ended September 30, 2024

UNAUDITED

	2024 Adopted Budget	Actual	Variance Favorable (Unfavorable)	Percent of Budget (YTD 75%)
<b>REVENUE</b>				
State Shared Revenue	\$ 36,140	\$ 24,650	\$ (11,490)	68%
Interest	1,200	1,204	4	100%
<b>Total Revenue</b>	<b>\$ 37,340</b>	<b>\$ 25,854</b>	<b>\$ (11,486)</b>	<b>69%</b>
<b>EXPENDITURES</b>				
Salaries and Benefits	\$ 14,380	\$ 8,651	\$ 5,729	60%
Administrative/Operations	3,000	-	3,000	0%
Capital Outlays	19,000	-	19,000	0%
<b>Total Expenditures</b>	<b>\$ 36,380</b>	<b>\$ 8,651</b>	<b>\$ 27,729</b>	<b>24%</b>
<b>NET CHANGE IN FUND BALANCE</b>	<b>\$ 960</b>	<b>\$ 17,203</b>	<b>\$ 16,243</b>	
<b>FUND BALANCE - BEGINNING OF YEAR</b>		<b>\$ 59,044</b>		
<b>FUND BALANCE - END OF YEAR - Restricted</b>		<b>\$ 76,247</b>		



## Accounts Payable Reports September 2024

Ranges: From: To: From: To:  
 Check Number First Last Check Date 9/1/2024 9/30/2024  
 Vendor ID First Last Checkbook ID First Last  
 Vendor Name First Last

Sorted By: Check Number

\* Voided Checks

Check Number	Vendor ID	Vendor Check Name	Check Date	Checkbook ID	Audit Trail Code	Amount
50080	AMCOBIIT	AMCOBI	9/5/2024	COBANK-CKG 9495	PMCHK00000183	\$3,805.00
50081	BLUEBEAMINC	BLUEBEAM INC	9/5/2024	COBANK-CKG 9495	PMCHK00000183	\$660.00
50082	CDPHE	CDPHE	9/5/2024	COBANK-CKG 9495	PMCHK00000183	\$175.00
50083	CHAVEZCONSULTIN	CHAVEZ CONSULTING INC., LLC	9/5/2024	COBANK-CKG 9495	PMCHK00000183	\$5,387.50
* 50084	CITYFINANCEACCT	CITY FINANCE ACCT REC	9/5/2024	COBANK-CKG 9495	PMCHK00000183	\$84.00
50085	COLORADORURALWA	Colorado Rural Water Associati	9/5/2024	COBANK-CKG 9495	PMCHK00000183	\$50.00
50086	CKT	COMMON KNOWLEDGE TECHNOLOGY	9/5/2024	COBANK-CKG 9495	PMCHK00000183	\$4,561.00
50087	COREANDMAIN	CORE & MAIN LLP	9/5/2024	COBANK-CKG 9495	PMCHK00000183	\$289.67
50088	DOUGSIEBANDS	DOUG SIEBANDS	9/5/2024	COBANK-CKG 9495	PMCHK00000183	\$75.00
50089	EMBLEMAUTHORITY	EMBLEMS, INC. DBA THE EMBLEM A	9/5/2024	COBANK-CKG 9495	PMCHK00000183	\$244.00
50090	ESO	ESO SOLUTIONS, INC.	9/5/2024	COBANK-CKG 9495	PMCHK00000183	\$208.53
50091	VANDERPOOL,HOLD	Holden Vanderpool	9/5/2024	COBANK-CKG 9495	PMCHK00000183	\$397.15
50092	HOMEDEPOTCREDIT	HOME DEPOT CREDIT SERVICES	9/5/2024	COBANK-CKG 9495	PMCHK00000183	\$904.36
50093	INTERSTATECHEMI	INTERSTATE CHEMICAL CO., INC	9/5/2024	COBANK-CKG 9495	PMCHK00000183	\$2,299.30
50094	JACKSON105FPD	JACKSON 105 FPD	9/5/2024	COBANK-CKG 9495	PMCHK00000183	\$200.00
50095	KELLYBOOKSLLC	KellyBooks LLC	9/5/2024	COBANK-CKG 9495	PMCHK00000183	\$3,512.50
50096	MEYER&SAMS,INC	MEYER & SAMS, INC. DBA GMS INC	9/5/2024	COBANK-CKG 9495	PMCHK00000183	\$5,522.22
50097	MONARCHMERCHANT	MONARCH MERCHANDISING	9/5/2024	COBANK-CKG 9495	PMCHK00000183	\$182.40
50098	STERICYCLE	STERICYCLE, INC.	9/5/2024	COBANK-CKG 9495	PMCHK00000183	\$40.52
50099	T2SYSTEMS	T2 SYSTEMS CANADA INC.	9/5/2024	COBANK-CKG 9495	PMCHK00000183	\$70.00
50100	GAZETTE	THE GAZETTE	9/5/2024	COBANK-CKG 9495	PMCHK00000183	\$57.05
50101	TLECC	TIMBER LINE ELECTRIC & CONTROL	9/5/2024	COBANK-CKG 9495	PMCHK00000183	\$4,502.00
50102	USDEPTTREASURY	U.S. Department of the Treasur	9/5/2024	COBANK-CKG 9495	PMCHK00000183	\$218.65
50103	UNCC	UTILITY NOTIFICATION CENTER OF	9/5/2024	COBANK-CKG 9495	PMCHK00000183	\$64.50
50104	WATEROUSCOMPANY	WATEROUS COMPANY	9/5/2024	COBANK-CKG 9495	PMCHK00000183	\$35.67
* 50105	WATTSUPFITTINGI	WATTS UPFITTING INC.	9/5/2024	COBANK-CKG 9495	PMCHK00000183	\$5,547.65
50106	WITMERPUBLIC	WITMER PUBLIC SAFETY GROUP INC	9/5/2024	COBANK-CKG 9495	PMCHK00000183	\$65.74
50107	WATTSUPFITTINGI	WATTS UPFITTING INC.	9/5/2024	COBANK-CKG 9495	PMCHK00000184	\$11,095.30
50108	4RIVERSEQUIPMEN	4 RIVERS EQUIPMENT	9/12/2024	COBANK-CKG 9495	PMCHK00000185	\$2,065.03
50109	AIRGAS	AIRGAS USA, LLC	9/12/2024	COBANK-CKG 9495	PMCHK00000185	\$91.43
50110	ALERT360	ALERT 360	9/12/2024	COBANK-CKG 9495	PMCHK00000185	\$32.03
50111	CDPHE	CDPHE	9/12/2024	COBANK-CKG 9495	PMCHK00000185	\$462.00
50112	CIRSA	CIRSA	9/12/2024	COBANK-CKG 9495	PMCHK00000185	\$130.64
50113	COLORADODIVISIO	COLORADO DIVISION OF FIRE PREV	9/12/2024	COBANK-CKG 9495	PMCHK00000185	\$30.00
50114	COMMUNITYMATTER	COMMUNITY MATTERS INSTITUTE	9/12/2024	COBANK-CKG 9495	PMCHK00000185	\$21,082.50
50115	NEVADATAPMASTER	NEVADA TAP MASTER, INC.	9/12/2024	COBANK-CKG 9495	PMCHK00000185	\$9,180.54
50116	OASISLANDSCAPE	OASIS LANDSCAPE & IRRIGATION I	9/12/2024	COBANK-CKG 9495	PMCHK00000185	\$333.67
50117	PALMERLAKESANIT	PALMER LAKE SANITATION	9/12/2024	COBANK-CKG 9495	PMCHK00000185	\$1,417.32
50118	DPCINDUSTRIES	PVS DX, INC.	9/12/2024	COBANK-CKG 9495	PMCHK00000185	\$70.00
50119	REPUBLICSERVICE	REPUBLIC SERVICES #653	9/12/2024	COBANK-CKG 9495	PMCHK00000185	\$1,852.01
50120	TIFFANYGLASPY	TIFFANY GLASPY	9/12/2024	COBANK-CKG 9495	PMCHK00000185	\$575.00
50121	WESTFORKCONSTRU	WEST FORK CONSTRUCTION LLC	9/12/2024	COBANK-CKG 9495	PMCHK00000185	\$429,232.00
50122	WITMERPUBLIC	WITMER PUBLIC SAFETY GROUP INC	9/12/2024	COBANK-CKG 9495	PMCHK00000185	\$49.69
50123	XEROX	XEROX BUSINESS SOLUTIONS SOUTH	9/12/2024	COBANK-CKG 9495	PMCHK00000185	\$73.61
50124	AIRGAS	AIRGAS USA, LLC	9/19/2024	COBANK-CKG 9495	PMCHK00000186	\$47.38
50125	BLUETREEELLC	BLUE TREE, LLC	9/19/2024	COBANK-CKG 9495	PMCHK00000186	\$1,000.00
50126	BRAINERDCHEMICA	BRAINERD CHEMICAL	9/19/2024	COBANK-CKG 9495	PMCHK00000186	\$1,598.64
50127	DANAKEPNERCOMPA	DANA KEPNER COMPANY, LLC	9/19/2024	COBANK-CKG 9495	PMCHK00000186	\$325.48
50128	GRAINGER	GRAINGER	9/19/2024	COBANK-CKG 9495	PMCHK00000186	\$84.24
50129	JAN-PROFRANCHIS	JAN-PRO FRANCHISE DEVELOPMENT	9/19/2024	COBANK-CKG 9495	PMCHK00000186	\$267.75
50130	LEWISPALMER	LEWIS-PALMER MS CROSS COUNTRY	9/19/2024	COBANK-CKG 9495	PMCHK00000186	\$75.00
50131	PALMERLAKEWINE	PALMER LAKE WINE FESTIVAL	9/19/2024	COBANK-CKG 9495	PMCHK00000186	\$75.00
50132	PIKESPEAKLIBRAR	PIKES PEAK LIBRARY DISTRICT	9/19/2024	COBANK-CKG 9495	PMCHK00000186	\$75.00
50133	TLECC	TIMBER LINE ELECTRIC & CONTROL	9/19/2024	COBANK-CKG 9495	PMCHK00000186	\$2,240.50
50134	USDEPTTREASURY	U.S. Department of the Treasur	9/19/2024	COBANK-CKG 9495	PMCHK00000186	\$276.84
50135	YAK'S MMX LLC	Yak's MMX LLC	9/19/2024	COBANK-CKG 9495	PMCHK00000186	\$331.13

\* Voided Checks

Check Number	Vendor ID	Vendor Check Name	Check Date	Checkbook ID	Audit Trail Code	Amount
50136	BRADLEYEXCAVATI	BRADLEY EXCAVATING INC.	9/26/2024	COBANK-CKG 9495	PMCHK00000187	\$7,635.00
50137	CENTURYLINK	CENTURYLINK	9/26/2024	COBANK-CKG 9495	PMCHK00000187	\$636.82
50138	CIRSA	CIRSA	9/26/2024	COBANK-CKG 9495	PMCHK00000187	\$35,602.73
50139	CITYFINANCEACCT	CITY FINANCE ACCT REC	9/26/2024	COBANK-CKG 9495	PMCHK00000187	\$361.08
50140	COLORADODIVISIO	COLORADO DIVISION OF FIRE PREV	9/26/2024	COBANK-CKG 9495	PMCHK00000187	\$30.00
50141	CKT	COMMON KNOWLEDGE TECHNOLOGY	9/26/2024	COBANK-CKG 9495	PMCHK00000187	\$2,705.75
50142	COREANDMAIN	CORE & MAIN LLP	9/26/2024	COBANK-CKG 9495	PMCHK00000187	\$1,266.57
50143	DENNISDRIML	DENNIS DRIML	9/26/2024	COBANK-CKG 9495	PMCHK00000187	\$75.00
50144	ELPASOCOUNTY	EL PASO COUNTY, COLORADO	9/26/2024	COBANK-CKG 9495	PMCHK00000187	\$1,477.97
50145	EVOQUA	EVOQUA WATER TECHNOLOGIES LLC	9/26/2024	COBANK-CKG 9495	PMCHK00000187	\$1,513.00
50146	INLANDPOTABLE	INLAND POTABLE SERVICES, INC.	9/26/2024	COBANK-CKG 9495	PMCHK00000187	\$3,712.50
50147	CICCOLELLAJOHN	JOHN CICCOLELLA	9/26/2024	COBANK-CKG 9495	PMCHK00000187	\$320.00
50148	MICHELLECALLAHA	MICHELLE CALLAHAM	9/26/2024	COBANK-CKG 9495	PMCHK00000187	\$50.00
50149	MONARCHMERCHANT	MONARCH MERCHANDISING	9/26/2024	COBANK-CKG 9495	PMCHK00000187	\$30.00
50150	MYFLEETCENTER	MYFLEETCENTER	9/26/2024	COBANK-CKG 9495	PMCHK00000187	\$280.41
50151	ORKIN	Orkin	9/26/2024	COBANK-CKG 9495	PMCHK00000187	\$178.30
50152	PIKESPEAKCHIEFS	PIKES PEAK CHIEFS FORUM	9/26/2024	COBANK-CKG 9495	PMCHK00000187	\$100.00
50153	T2SYSTEMS	T2 SYSTEMS CANADA INC.	9/26/2024	COBANK-CKG 9495	PMCHK00000187	\$70.00
50154	THESUPPLYCACHE	THE SUPPLY CACHE	9/26/2024	COBANK-CKG 9495	PMCHK00000187	\$594.85
50155	VERITYSVILLAGE	VERITYS VILLAGE	9/26/2024	COBANK-CKG 9495	PMCHK00000187	\$75.00
Total Checks: 76						Total Amount of Checks: \$574,512.47

Town of Palmer Lake  
 ACH REGISTER REPORT  
 Payables Management

	From:	To:
ACH Date	9/1/2024	9/30/2024
Checkbook ID	COBANK-CKG 9495	COBANK-CKG 9495

Sorted By: Date

Trx Date	Orig. Audit Trail	Distribution Reference	Orig. Master Number	Orig. Master Name	Amount
9/3/2024	CMTRX00000161	Bank Transaction Entry	WDL000001532	Xfinity	11.07
9/3/2024	CMTRX00000161	Bank Transaction Entry	WDL000001533	Comcast	193.35
9/3/2024	CMTRX00000161	Bank Transaction Entry	WDL000001536	FPPA	7,605.82
9/3/2024	CMTRX00000165	Bank Transaction Entry	WDL000001588	Visa Cardmember Services	15,569.87
9/5/2024	CMTRX00000161	Bank Transaction Entry	WDL000001534	Paycom	74,368.32
9/6/2024	CMTRX00000161	Bank Transaction Entry	WDL000001531	WEX Fuel	5,023.74
9/9/2024	CMTRX00000161	Bank Transaction Entry	WDL000001537	FPPA	7,605.82
9/9/2024	CMTRX00000163	Bank Transaction Entry	WDL000001562	CORE Electric	8,681.23
9/9/2024	CMTRX00000163	Bank Transaction Entry	WDL000001563	Humana	1,327.62
9/9/2024	CMTRX00000164	Bank Transaction Entry	WDL000001578	Black Hills Energy	136.43
9/10/2024	CMTRX00000163	Bank Transaction Entry	WDL000001564	Pinnacol Assurance	7,523.00
9/11/2024	CMTRX00000161	Bank Transaction Entry	WDL000001530	Health Equity	7.50
9/11/2024	CMTRX00000161	Bank Transaction Entry	WDL000001538	FPPA	7,294.38
9/11/2024	CMTRX00000161	Bank Transaction Entry	WDL000001540	PCS	1,689.73
9/16/2024	CMTRX00000164	Bank Transaction Entry	WDL000001579	Black Hills Energy	49.83
9/16/2024	CMTRX00000164	Bank Transaction Entry	WDL000001580	Black Hills Energy	35.29
9/16/2024	CMTRX00000164	Bank Transaction Entry	WDL000001581	Black Hills Energy	29.91
9/16/2024	CMTRX00000164	Bank Transaction Entry	WDL000001582	Black Hills Energy	25.31
9/16/2024	CMTRX00000164	Bank Transaction Entry	WDL000001583	Black Hills Energy	25.31
9/16/2024	CMTRX00000164	Bank Transaction Entry	WDL000001584	Black Hills Energy	25.31
9/16/2024	CMTRX00000164	Bank Transaction Entry	WDL000001585	Black Hills Energy	25.31
9/16/2024	CMTRX00000164	Bank Transaction Entry	WDL000001586	Black Hills Energy	25.31
9/19/2024	CMTRX00000161	Bank Transaction Entry	WDL000001535	Paycom	64,412.95
9/23/2024	CMTRX00000164	Bank Transaction Entry	WDL000001566	Amcobi	1,392.21
9/23/2024	CMTRX00000164	Bank Transaction Entry	WDL000001567	Amcobi	992.01
9/23/2024	CMTRX00000164	Bank Transaction Entry	WDL000001568	Amcobi	262.67
9/23/2024	CMTRX00000164	Bank Transaction Entry	WDL000001569	Amcobi	211.24
9/23/2024	CMTRX00000164	Bank Transaction Entry	WDL000001570	Amcobi	158.75
9/23/2024	CMTRX00000164	Bank Transaction Entry	WDL000001571	Amcobi	154.40
9/23/2024	CMTRX00000164	Bank Transaction Entry	WDL000001572	Amcobi	112.69
9/23/2024	CMTRX00000164	Bank Transaction Entry	WDL000001573	Amcobi	95.80
9/23/2024	CMTRX00000164	Bank Transaction Entry	WDL000001574	Amcobi	92.56
9/23/2024	CMTRX00000164	Bank Transaction Entry	WDL000001575	Amcobi	90.88
9/23/2024	CMTRX00000164	Bank Transaction Entry	WDL000001576	Amcobi	88.36
9/23/2024	CMTRX00000164	Bank Transaction Entry	WDL000001577	Amcobi	85.00
9/25/2024	CMTRX00000161	Bank Transaction Entry	WDL000001541	PCS	1,776.60
9/26/2024	CMTRX00000161	Bank Transaction Entry	WDL000001539	FPPA	7,742.46
9/26/2024	CMTRX00000163	Bank Transaction Entry	WDL000001565	Anthem	10,798.92

<b>Total ACHs:</b>	<b>38</b>	<b>Total Amount of ACHs:</b>	<b>\$ 225,746.96</b>
--------------------	-----------	------------------------------	----------------------

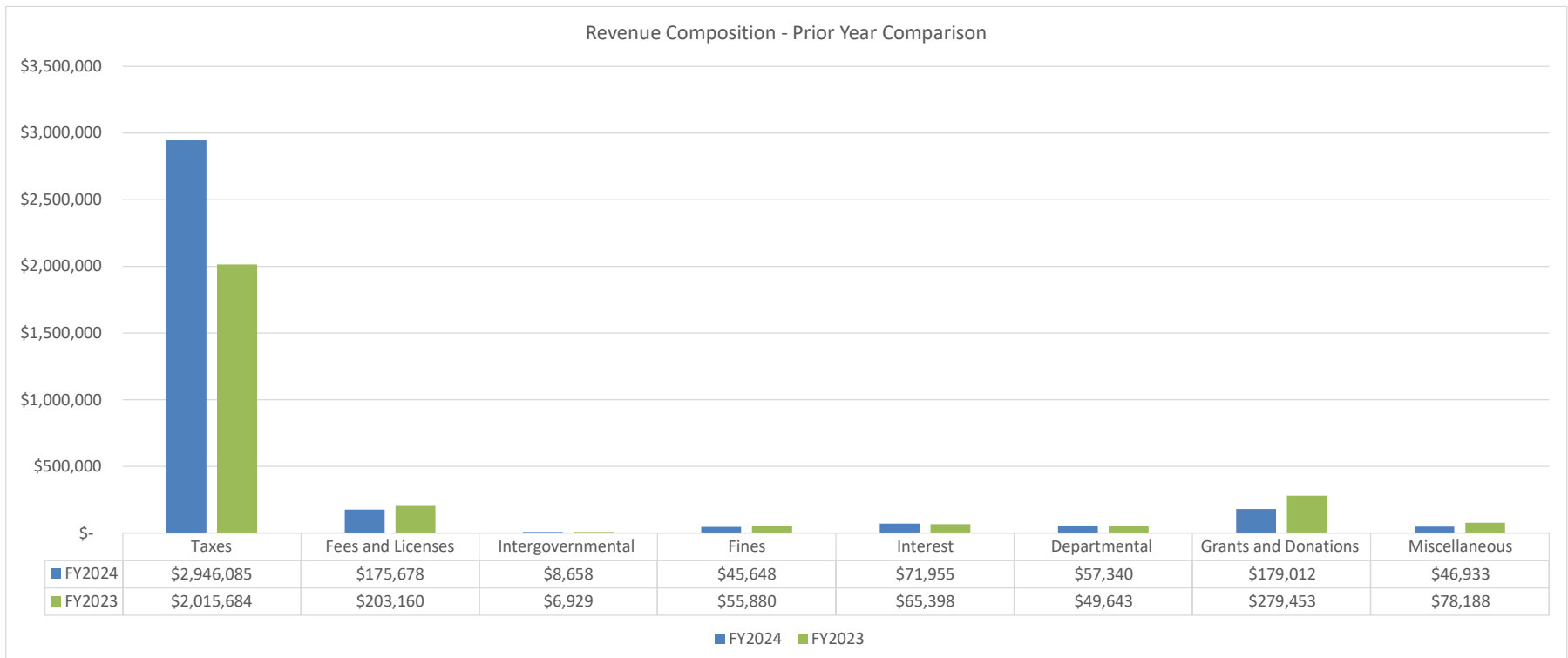
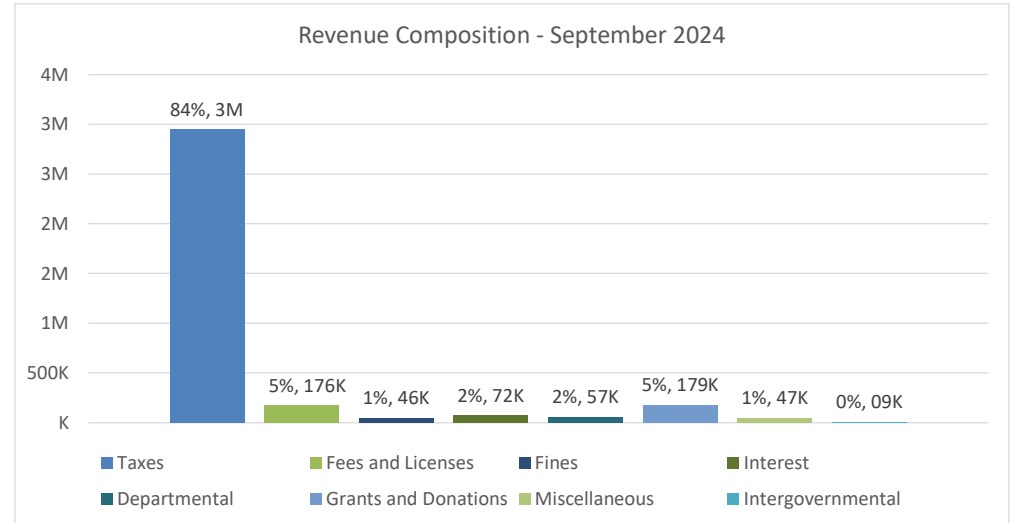
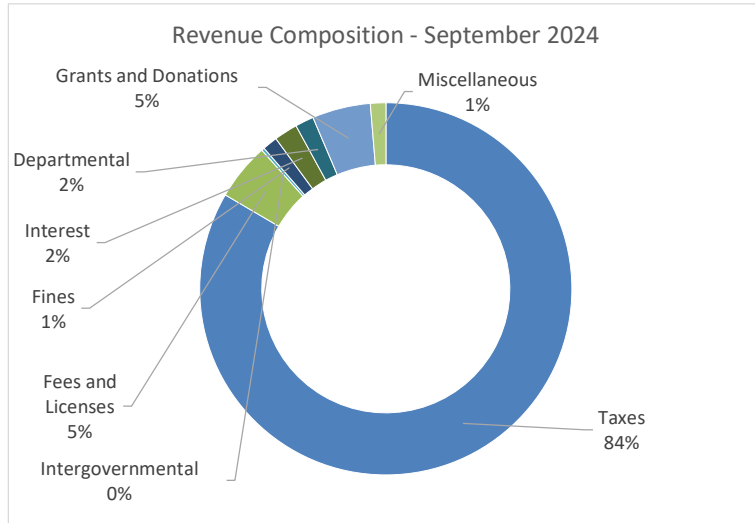


**Charts**  
**September 2024**

# TOWN OF PALMER LAKE

## REVENUE CHARTS GENERAL FUND

For the Nine Months Ended September 30, 2024  
UNAUDITED



# TOWN OF PALMER LAKE

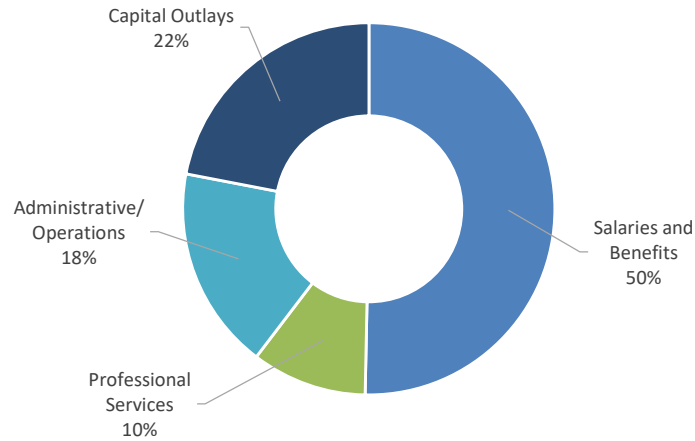
## EXPENDITURE CHARTS

### GENERAL FUND

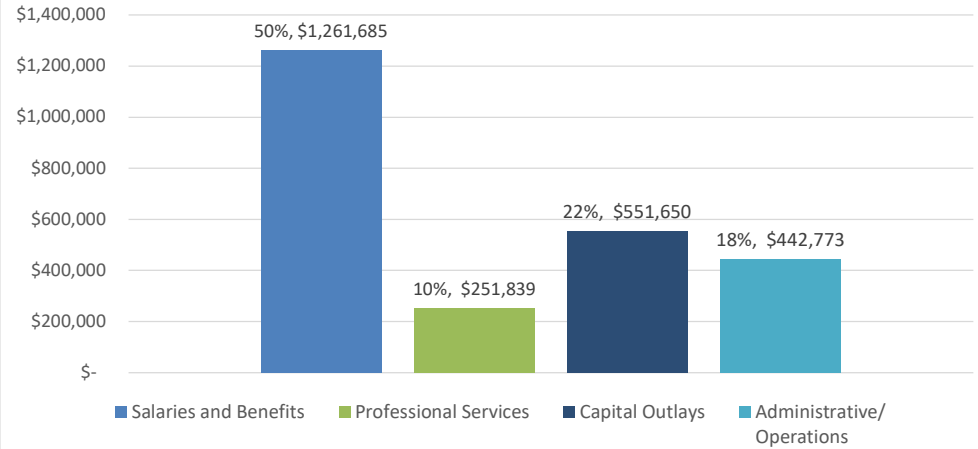
For the Nine Months Ended September 30, 2024

UNAUDITED

Expenditure Composition by Type - September 2024



Expenditure Composition by Type - September 2024



Expenditure Composition by Type - Prior Year Comparison



# TOWN OF PALMER LAKE

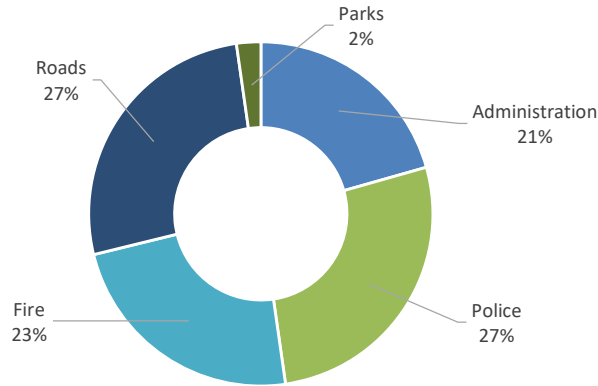
## EXPENDITURE CHARTS

### GENERAL FUND

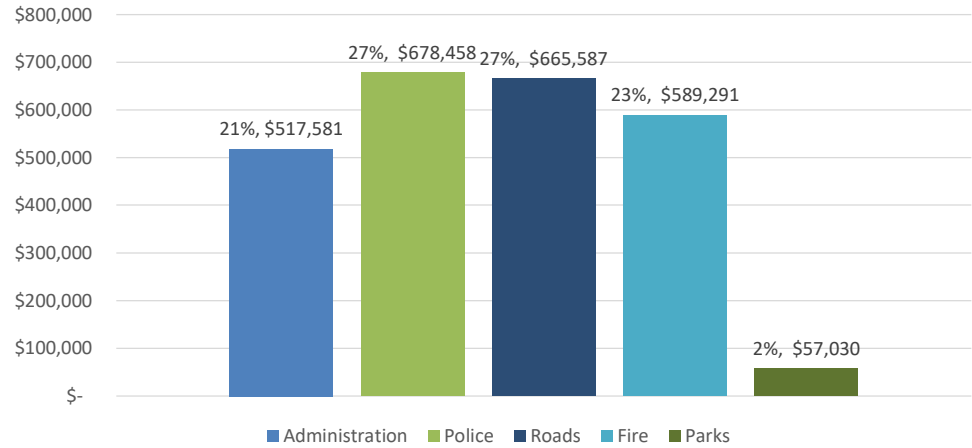
For the Nine Months Ended September 30, 2024

UNAUDITED

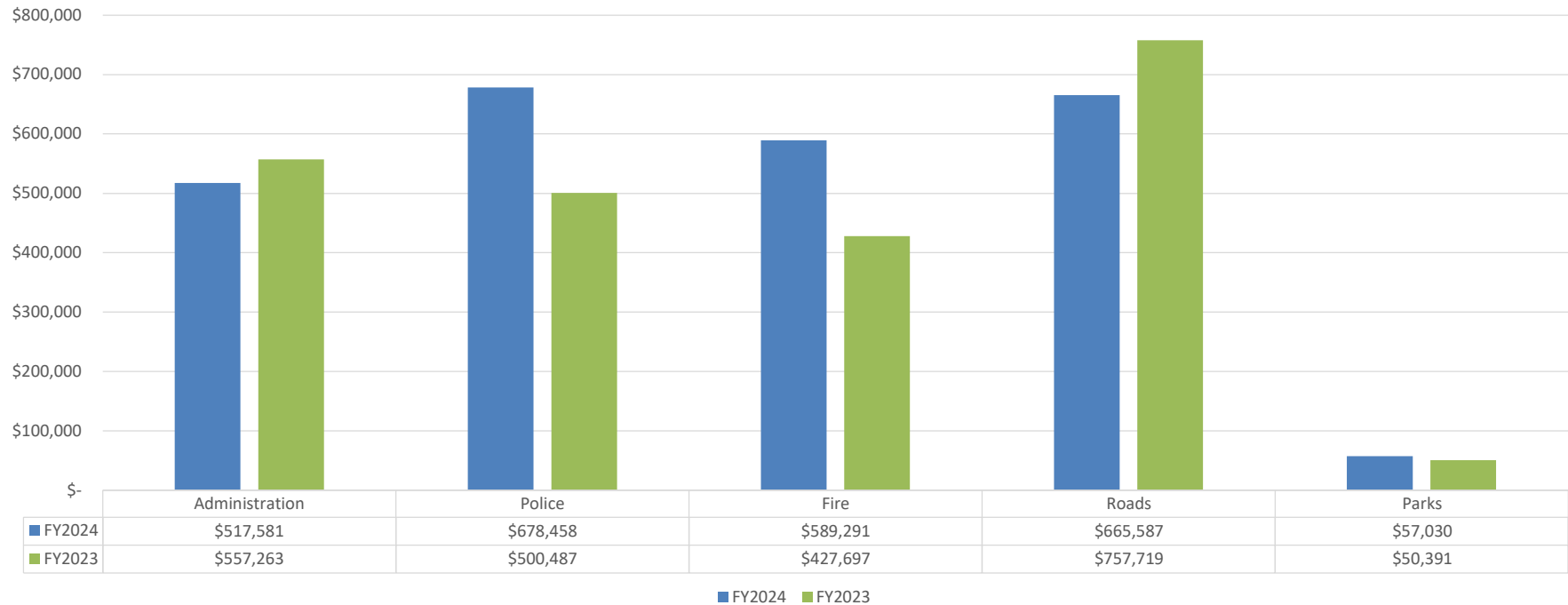
Expenditure Composition by Department - September 2024



Expenditure Composition by Department - September 2024



Expenditure Composition by Department - Prior Year Comparison



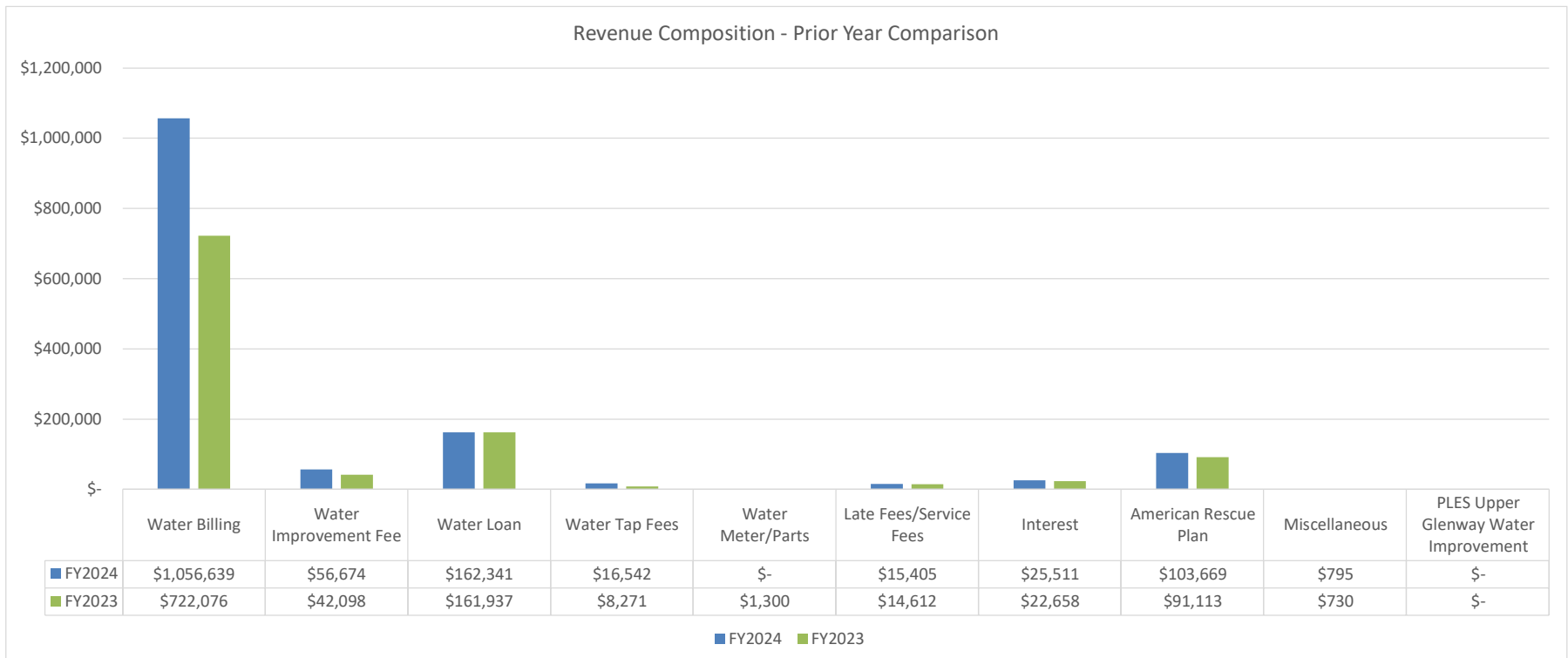
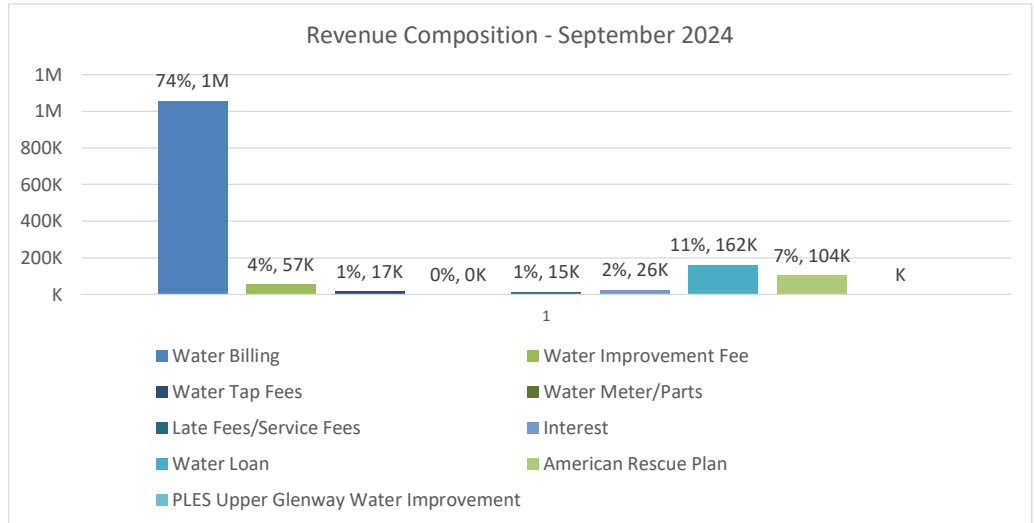
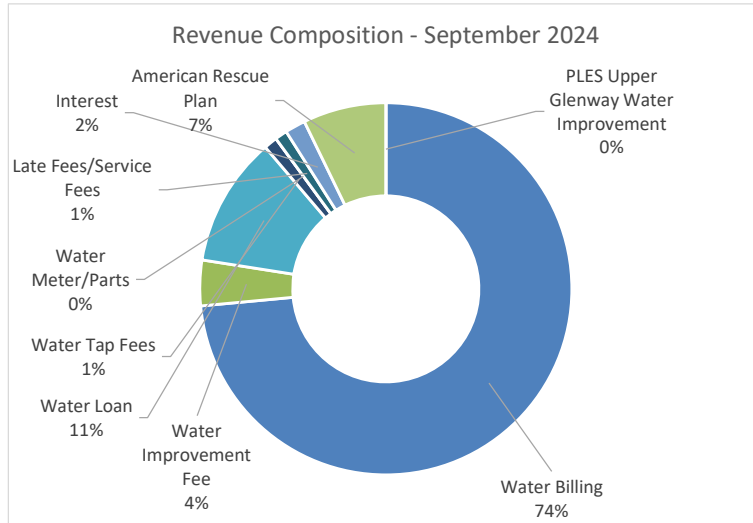
# TOWN OF PALMER LAKE

## REVENUE CHARTS

### WATER ENTERPRISE FUND

For the Nine Months Ended September 30, 2024

UNAUDITED



# TOWN OF PALMER LAKE

## EXPENDITURE CHARTS WATER ENTERPRISE FUND

For the Nine Months Ended September 30, 2024  
UNAUDITED

