


TOWN OF PALMER LAKE
Financial Statements
December 2022
Unaudited



CASH POSITION


December 31, 2022



TOWN OF PALMER LAKE**Schedule of Cash Position****December 31, 2022**

FINANCIAL INSTITUTION	TYPE OF ACCOUNT	CHECKING / SAVINGS	BANK RATE	BALANCE
OPERATING FUNDS:				
Community Banks of CO	General Fund Operating	Checking	n/a	\$ 1,083,241
<i>* Restricted - Operating Reserve - 3 months (\$582,475)</i>				
Community Banks of CO	Water Fund Operating	Checking	n/a	\$ 846,035
<i>* Restricted - Operating Reserve - 3 months (\$236,018)</i>				
Colorado Trust (ColoTrust)	General Fund	Savings	4.30%	\$ 1,424,035
Subtotal - Operating Funds				\$ 3,353,310
RESTRICTED FUNDS:				
Colorado Trust (ColoTrust)	Water Reserve 2010	Savings	4.30%	\$ 181,393
Colorado Trust (ColoTrust)	Water Loan Reserve	Savings	4.30%	\$ 200,956
Colorado Trust (ColoTrust)	Water Savings	Savings	4.30%	\$ 201,581
Colorado Trust (ColoTrust)	Police CIP Reserve	Savings	4.30%	\$ 7
Colorado Trust (ColoTrust)	Fire CIP Reserve	Savings	4.30%	\$ 60,521
Colorado Trust (ColoTrust)	CTF Reserve	Savings	4.30%	\$ 27,559
Colorado Trust (ColoTrust)	Roads CIP Reserve	Savings	4.30%	\$ 10,079
Subtotal - Restricted Funds				\$ 682,097
TOTAL				\$ 4,035,408

GENERAL FUND
December 2022



TOWN OF PALMER LAKE

SCHEDULE OF REVENUE, EXPENDITURES AND CHANGES IN FUND BALANCE - BUDGET AND ACTUAL GENERAL FUND

For the Twelve Months Ended December 31, 2022

UNAUDITED

	2022 Adopted Budget	Actual	Variance Favorable (Unfavorable)	Percent of Budget (YTD 100%)
REVENUE				
Taxes	\$ 2,090,342	\$ 2,392,091	\$ 301,749	114%
Fees and Licenses	191,900	216,948	25,048	113%
Intergovernmental	14,100	7,317	(6,783)	52%
Fines	70,900	66,176	(4,724)	93%
Interest income	12,000	34,652	22,652	289%
Departmental	19,000	110,815	91,815	583%
Miscellaneous income	170,100	147,074	(23,026)	86%
Total Revenue	\$ 2,568,342	\$ 2,975,073	\$ 406,731	116%
EXPENDITURES				
General and Administrative				
Salaries and Benefits	\$ 179,369	\$ 166,230	\$ 13,139	93%
Professional Services	315,785	425,165	(109,380)	135%
General Administration	605,730	465,818	139,912	77%
Total General and Administrative	\$ 1,100,885	\$ 1,057,213	\$ 43,671	96%
Police Department				
Salaries and Benefits	\$ 588,861	\$ 518,388	\$ 70,473	88%
Professional Services	-	-	-	0%
General Administration	60,470	76,012	(15,542)	126%
Total Police Department	\$ 649,331	\$ 594,400	\$ 54,931	92%
Fire Department				
Salaries and Benefits	\$ 464,572	\$ 454,529	\$ 10,043	98%
Professional Services	-	-	-	0%
General Administration	73,050	116,592	(43,542)	160%
Total Fire Department	\$ 537,622	\$ 571,121	\$ (33,499)	106%
Roads Department				
Salaries and Benefits	\$ 187,002	\$ 171,357	\$ 15,645	92%
Professional Services	20,000	14,176	5,824	71%
General Administration	388,071	274,902	113,169	71%
Total Roads Department	\$ 595,073	\$ 460,435	\$ 134,638	77%
Parks Department				
Salaries and Benefits	\$ 62,231	\$ 20,543	\$ 41,688	33%
General Administration	23,200	23,260	(60)	100%
Total Parks Department	\$ 85,431	\$ 43,803	\$ 41,628	51%
Total Expenditures	\$ 2,968,341	\$ 2,726,972	\$ 241,369	92%
EXCESS OF REVENUE OVER (UNDER) EXPENDITURES				
	\$ (400,000)	\$ 248,101	\$ 648,100	
FUNDS BALANCE - BEGINNING OF YEAR				
		\$ 2,749,080		
FUNDS BALANCE - END OF YEAR				
		\$ 2,997,181		
Less:				
Restricted:				
Operating Reserve - 3 months		(582,475)	<i>Note 1</i>	
Fire - CIP Reserve		(60,521)		
FUNDS AVAILABLE - END OF YEAR - Unrestricted				
		\$ 2,354,185		

Note 1: A 12 Month Operating Reserve would be Optimum

WATER ENTERPRISE FUND
December 2022



TOWN OF PALMER LAKE

SCHEDULE OF REVENUE, EXPENDITURES AND CHANGES IN FUNDS AVAILABLE - BUDGET AND ACTUAL WATER ENTERPRISE FUND

For the Twelve Months Ended December 31, 2022
UNAUDITED

	2022 Adopted Budget	Actual	Variance Favorable (Unfavorable)	Percent of Budget (YTD 100%)
REVENUE				
Water Revenue	\$ 1,198,500	\$ 1,168,286	\$ (30,214)	97%
Water Fees	71,957	54,250	(17,707)	75%
Water Taps	200,000	54,222	(145,778)	27%
Late Fees/ Service Fees	-	20,074	20,074	0%
Water Meters	6,500	1,950	(4,550)	30%
Interest	3,000	9,113	6,113	304%
Miscellaneous	-	525	525	0%
Total Revenue	\$ 1,479,957	\$ 1,308,420	\$ (171,537)	88%
EXPENDITURES				
Salaries and Benefits	\$ 454,797	\$ 414,662	\$ 40,135	91%
Professional Services	127,500	148,271	(20,771)	116%
Administrative	183,450	195,030	(11,580)	106%
Operations	461,400	110,705	350,695	24%
Capital	412,654	83,661	328,993	20%
Debt Service	183,229	194,639	(11,410)	106%
Total Expenditures	\$ 1,823,030	\$ 1,146,968	\$ 676,062	63%
EXCESS OF REVENUE OVER (UNDER) EXPENDITURES	\$ (343,072)	\$ 161,452	\$ 504,525	
FUNDS AVAILABLE - BEGINNING OF YEAR		\$ 656,879		
FUNDS AVAILABLE - END OF YEAR		\$ 818,331		
Less:				
Restricted:				
Operating Reserve - 3 months (CWR&PDA Loan Requirement)		(236,018)	<i>Note 1</i>	
Water Loan Reserve		(200,956)		
Water Reserve - 2010		(181,393)		
FUNDS AVAILABLE - END OF YEAR - Unrestricted		\$ 199,963		

Note 1: A 12 Month Operating Reserve would be Optimum

CONSERVATION TRUST FUND

December 2022



TOWN OF PALMER LAKE

STATEMENT OF REVENUE, EXPENDITURES AND CHANGES IN FUND BALANCE - BUDGET AND ACTUAL CONSERVATION TRUST FUND

For the Twelve Months Ended December 31, 2022

UNAUDITED

	2022 Adopted Budget	Actual	Variance Favorable (Unfavorable)	Percent of Budget (YTD 100%)
REVENUE				
State Shared Revenue	\$ 44,406	\$ 33,726	\$ (10,680)	76%
Interest/Miscellaneous income	-	474	474	0%
Total Revenue	<u>\$ 44,406</u>	<u>\$ 34,200</u>	<u>\$ (10,206)</u>	<u>77%</u>
EXPENDITURES				
Salaries and Benefits	\$ 18,774	\$ 19,363	\$ (589)	103%
Administrative	25,630	13,367	12,263	52%
Total Expenditures	<u>\$ 44,405</u>	<u>\$ 32,730</u>	<u>\$ 11,674</u>	<u>74%</u>
NET CHANGE IN FUND BALANCE	<u>\$ 1</u>	<u>\$ 1,470</u>	<u>\$ 1,468</u>	
FUND BALANCE - BEGINNING OF YEAR		<u>\$ 36,140</u>		
FUND BALANCE - END OF YEAR - Restricted		<u><u>\$ 37,610</u></u>		

GRANTS AND DONATIONS FUND

December 2022



TOWN OF PALMER LAKE

SCHEDULE OF REVENUE, EXPENDITURES AND CHANGES IN FUNDS AVAILABLE - BUDGET AND ACTUAL GRANTS & DONATIONS

For the Twelve Months Ended December 31, 2022


UNAUDITED

For Information Purposes Only

	2022 Budget	YTD Actual	Variance Favorable (Unfavorable)	Percent of Budget (YTD 100%)
REVENUE				
FPPA Matching Funds	\$ 14,000	\$ -	\$ (14,000)	0%
Fire Mitigation Grant	50,000	-	(50,000)	0%
DOLA EIAF Water Sys- PER Grant	15,000	15,000	-	100%
CDOT Bridge Rehab	200,000	-	(200,000)	0%
CDOT PL Elementary Road Improvements	176,590	-	(176,590)	0%
American Rescue Plan	376,145	376,145	-	100%
CDPHE 2020 WQIF	-	25,300	25,300	0%
Fire Grants	-	17,263	17,263	0%
Police Donations/ Grants	59,437	81,201	21,764	137%
Parks Donations/ Grants	1,000	6,292	5,292	629%
Total Revenue	\$ 892,172	\$ 521,201	\$ (370,971)	58%
EXPENDITURES				
General Administrative				
Grants Expense- DOLA / GOCO	\$ -	\$ -	\$ -	0%
Total General Administrative Expenditures	\$ -	\$ -	\$ -	0%
Police Department Expenditures				
Grant Expense	\$ 59,537	\$ 40,091	\$ 19,446	67%
Total Police Department Expenditures	\$ 59,537	\$ 40,091	\$ 19,446	67%
Fire Department Expenditures				
Grants Expense	\$ -	\$ 10,788	\$ (10,788)	0%
Fire Mitigation CUSP	50,000	105,902	(55,902)	212%
Total Fire Department Expenditures	\$ 50,000	\$ 116,690	\$ (66,690)	233%
Roads Department Expenditures				
CDOT Bridge Rehab	\$ 200,000	\$ -	\$ 200,000	0%
CDOT PL Elementary Road Improvements	176,590	20	176,570	0%
Grants Expense- Douglas	13,900	-	13,900	0%
Total Roads Department Expenditures	\$ 390,490	\$ 20	\$ 390,470	0%
Parks Department Expenditures				
Parks Committee (donations)	\$ 1,000	\$ 313	\$ 687	31%
Total Parks Department Expenditures	\$ 1,000	\$ 313	\$ 687	31%
Water Department Expenditures				
American Rescue Plan	\$ 376,145	\$ 248,369	\$ 127,776	66%
DOLA EIAF Water Sys- PER Grant	15,000	-	15,000	0%
Total Water Department Expenditures	\$ 391,145	\$ 248,369	\$ 142,776	0%
Total Expenditures	\$ 892,172	\$ 405,483	\$ 486,689	
EXCESS OF REVENUE OVER (UNDER) EXPENDITURES				
	\$ -	\$ 115,718	\$ 115,718	

Check Register

December 2022



Ranges: From: To: From: To:
 Check Number First Last Check Date 12/1/2022 12/31/2022
 Vendor ID First Last Checkbook ID First Last
 Vendor Name First Last


Sorted By: Check Number

* Voided Checks

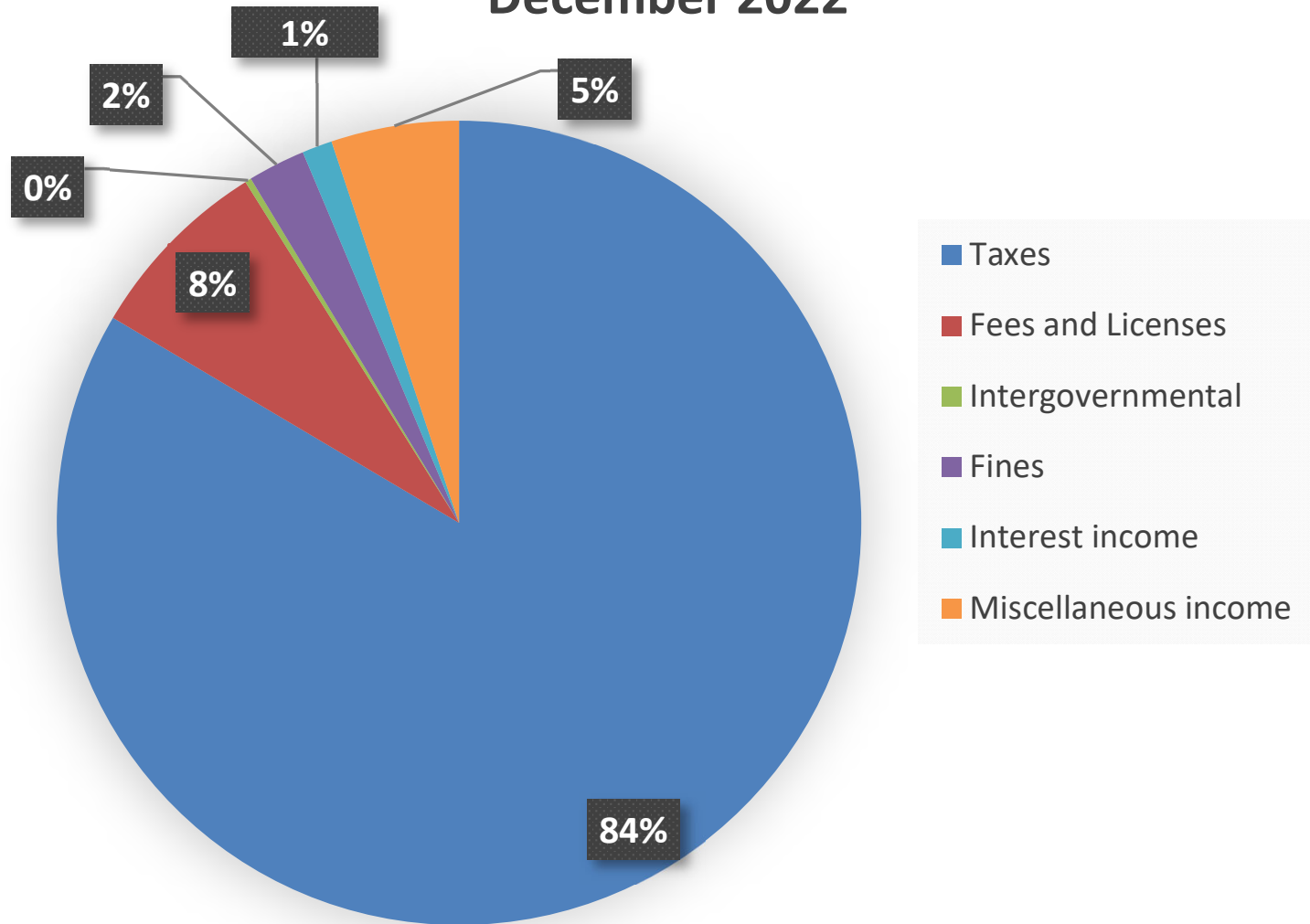
Check Number	Vendor ID	Vendor Check Name	Check Date	Checkbook ID	Audit Trail Code	Amount
48537	BELLAPANINI	BELLA PANINI	12/8/2022	COBANK-CKG 9495	PMCHK00000072	\$500.00
48538	BRADLEYEXCAVATI	BRADLEY EXCAVATING INC.	12/8/2022	COBANK-CKG 9495	PMCHK00000072	\$31,725.00
48539	FILTRONICSINC	FILTRONICS, INC.	12/8/2022	COBANK-CKG 9495	PMCHK00000072	\$22,523.79
48540	HELLOHOUSEKEEPI	HELLO HOUSEKEEPING	12/8/2022	COBANK-CKG 9495	PMCHK00000072	\$600.00
48541	RICHARDEATON	RICHARD EATON	12/8/2022	COBANK-CKG 9495	PMCHK00000073	\$400.00
48542	AMCOBI	AmCobi	12/12/2022	COBANK-CKG 9495	PMCHK00000074	\$1,869.56
48543	AMCOBIIT	AMCOBI	12/12/2022	COBANK-CKG 9495	PMCHK00000074	\$3,681.50
48544	APPLIEDINGENUIT	APPLIED INGENUITY, LLC	12/12/2022	COBANK-CKG 9495	PMCHK00000074	\$1,852.78
48545	AT&TMOBILITY	AT & T MOBILITY	12/12/2022	COBANK-CKG 9495	PMCHK00000074	\$1,408.86
48546	BH	BLACK HILLS ENERGY	12/12/2022	COBANK-CKG 9495	PMCHK00000074	\$1,176.37
48547	BLUETREEELL	BLUE TREE, LLC	12/12/2022	COBANK-CKG 9495	PMCHK00000074	\$800.00
48548	CHAVEZCONSULTIN	CHAVEZ CONSULTING INC., LLC	12/12/2022	COBANK-CKG 9495	PMCHK00000074	\$62.50
48549	CKT	COMMON KNOWLEDGE TECHNOLOGY	12/12/2022	COBANK-CKG 9495	PMCHK00000074	\$2,728.00
48550	COREELECTRICCOO	CORE ELECTRIC COOPERATIVE	12/12/2022	COBANK-CKG 9495	PMCHK00000074	\$9,750.01
48551	CROSSEDPATHSSUR	CROSSED PATHS SURVEYING SERVIC	12/12/2022	COBANK-CKG 9495	PMCHK00000074	\$2,050.00
48552	DANAKEPNERCOMPA	DANA KEPNER COMPANY, LLC	12/12/2022	COBANK-CKG 9495	PMCHK00000074	\$2,202.84
48553	EMERGENCYNETWOR	EMERGENCY NETWORK SECURITY SYS	12/12/2022	COBANK-CKG 9495	PMCHK00000074	\$61.00
48554	FAC	FROMM & COMPANY LLC	12/12/2022	COBANK-CKG 9495	PMCHK00000074	\$4,756.50
48555	HILLSFIRE&SPEED	HILL'S FIRE & SPEED SHOP	12/12/2022	COBANK-CKG 9495	PMCHK00000074	\$14,943.12
48556	HOMEDEPOTCREDIT	HOME DEPOT CREDIT SERVICES	12/12/2022	COBANK-CKG 9495	PMCHK00000074	\$184.94
48557	KROBLAWOFFICES	KROB LAW OFFICE, LLC	12/12/2022	COBANK-CKG 9495	PMCHK00000074	\$25,000.00
48558	VEGA,NANCY	NANCY VEGA	12/12/2022	COBANK-CKG 9495	PMCHK00000074	\$68.45
48559	OREILLY	O'REILLY	12/12/2022	COBANK-CKG 9495	PMCHK00000074	\$16.36
48560	PIONEER	PIONEER	12/12/2022	COBANK-CKG 9495	PMCHK00000074	\$130.73
48561	SGS	SGS NORTH AMERICA, INC.	12/12/2022	COBANK-CKG 9495	PMCHK00000074	\$645.92
48562	T2SYSTEMS	T2 SYSTEMS CANADA INC.	12/12/2022	COBANK-CKG 9495	PMCHK00000074	\$70.00
48563	GAZETTE	THE GAZETTE	12/12/2022	COBANK-CKG 9495	PMCHK00000074	\$263.55
48564	TOTALOFFICE	TOTAL OFFICE	12/12/2022	COBANK-CKG 9495	PMCHK00000074	\$36.15
48565	UNCC	UTILITY NOTIFICATION CENTER OF	12/12/2022	COBANK-CKG 9495	PMCHK00000074	\$70.20
48566	AIRGAS	AIRGAS USA, LLC	12/19/2022	COBANK-CKG 9495	PMCHK00000075	\$349.02
48567	BNSFRAILWAYCOMP	BNSF RAILWAY COMPANY	12/19/2022	COBANK-CKG 9495	PMCHK00000075	\$64.37
48568	CIRSA	CIRSA	12/19/2022	COBANK-CKG 9495	PMCHK00000075	\$260.72
48569	COMCAST	COMCAST	12/19/2022	COBANK-CKG 9495	PMCHK00000075	\$203.35
48570	CKT	COMMON KNOWLEDGE TECHNOLOGY	12/19/2022	COBANK-CKG 9495	PMCHK00000075	\$2,098.00
48571	DANAKEPNERCOMPA	DANA KEPNER COMPANY, LLC	12/19/2022	COBANK-CKG 9495	PMCHK00000075	\$9,401.18
48572	DISTRICT10WATER	DISTRICT 10 WATER USERS ASSOC.	12/19/2022	COBANK-CKG 9495	PMCHK00000075	\$50.00
48573	ELECTRICSERVICE	ELECTRIC SERVICE OF COLORADO	12/19/2022	COBANK-CKG 9495	PMCHK00000075	\$500.44
48574	ESO	ESO SOLUTIONS, INC.	12/19/2022	COBANK-CKG 9495	PMCHK00000075	\$417.06
48575	EVOQUA	EVOQUA WATER TECHNOLOGIES LLC	12/19/2022	COBANK-CKG 9495	PMCHK00000075	\$1,250.00
48576	HELLOHOUSEKEEPI	HELLO HOUSEKEEPING	12/19/2022	COBANK-CKG 9495	PMCHK00000075	\$600.00
48577	LUMEN	LEVEL 3 COMMUNICATIONS, LLC	12/19/2022	COBANK-CKG 9495	PMCHK00000075	\$449.84
48578	LYONSGADDIS	LYONS GADDIS	12/19/2022	COBANK-CKG 9495	PMCHK00000075	\$1,156.00
48579	OREILLY	O'REILLY	12/19/2022	COBANK-CKG 9495	PMCHK00000075	\$47.95
48580	PALMERLAKESANIT	PALMER LAKE SANITATION	12/19/2022	COBANK-CKG 9495	PMCHK00000075	\$1,321.34
48581	PIONEER	PIONEER	12/19/2022	COBANK-CKG 9495	PMCHK00000075	\$5,191.36
48582	KNASTERTECHNOLO	THE KNASTER TECHNOLOGY GROUP	12/19/2022	COBANK-CKG 9495	PMCHK00000075	\$783.00
48583	UNIONPACIFICRAI	UNION PACIFIC RAILROAD COMPANY	12/19/2022	COBANK-CKG 9495	PMCHK00000075	\$1,965.02
48584	USDAFORESTS SERVI	USDA FOREST SERVICE	12/19/2022	COBANK-CKG 9495	PMCHK00000075	\$3,265.18
48585	WHISLERINDUSTRI	WHISLER INDUSTRIAL SUPPLY	12/19/2022	COBANK-CKG 9495	PMCHK00000075	\$164.40
48586	XFINITY	XFINITY	12/19/2022	COBANK-CKG 9495	PMCHK00000075	\$8.28
48587	BERRY,WILLIAM	WILLIAM BERRY	12/19/2022	COBANK-CKG 9495	PMCHK00000076	\$62.49

Total Checks: 51 Total Amount of Checks: \$159,187.13
 =====

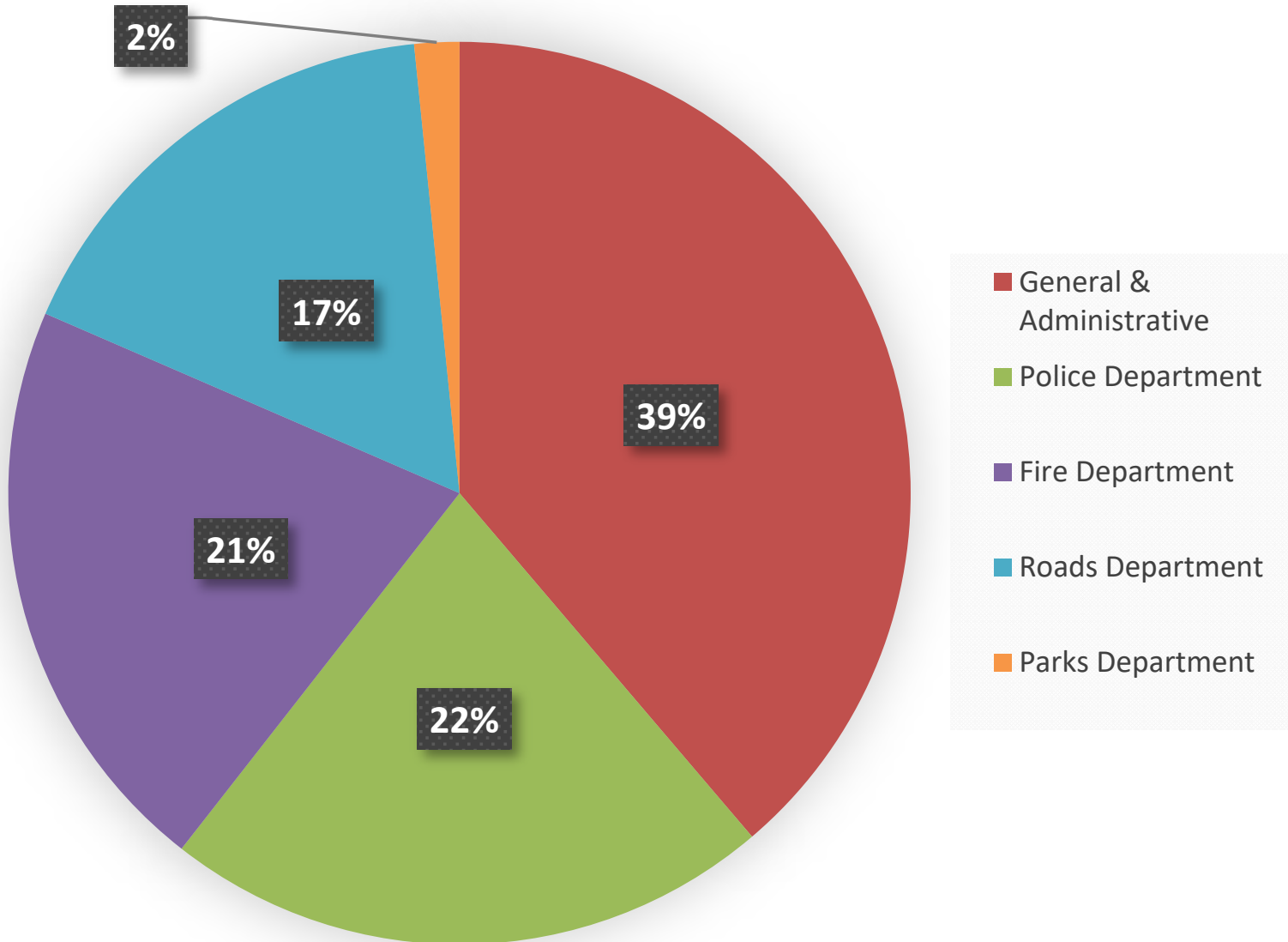
CHARTS
December 2022



General Fund Revenue Breakdown December 2022



General Fund Expenditure Breakdown December 2022



Water Enterprise Fund Expenditure Breakdown December 2022

