


TOWN OF PALMER LAKE
Financial Statements
July 2021
Unaudited



CASH POSITION

July 31, 2021




TOWN OF PALMER LAKE**Schedule of Cash Position****July 31, 2021****UNAUDITED**

FINANCIAL INSTITUTION	RATE	FUNDS
CoBank - General Operating	n/a	\$ 1,384,659
CoBank - Water Operating	n/a	\$ 1,334,319
ColoTrust - General Fund	0.03%	\$ 976,868
ColoTrust - Water Reserve	0.03%	\$ 177,297
ColoTrust - Water Loan Reserve	0.03%	\$ 197,478
ColoTrust - Pedestrian Bridge	0.03%	\$ 7
ColoTrust - Fire Fund	0.03%	\$ 105,446
ColoTrust - CTF Reserves	0.03%	\$ 27,082
Total - Cash Accounts		\$4,203,156

GENERAL FUND

July 2021



TOWN OF PALMER LAKE

GENERAL FUND

Budget Status Report - GAAP Basis
For the Seven Months Ending July 31, 2021

Unaudited

		2021	YTD	Variance	Percent
		Budget	Actual	(Unfavorable)	of Budget
Account Number	REVENUE				(YTD 58%)
10-10-2110-000	General Property Tax	\$ 431,070	\$ 423,229	\$ (7,841)	98%
10-10-2112-000	Fire Mill Levy Property Tax	383,582	375,316	(8,266)	98%
10-10-2120-000	Specific Own Tax Auto / Use Tax Motor Vehicle	95,000	78,348	(16,653)	82%
10-10-2124-000	Use Tax Building Materials	50,000	16,980	(33,020)	34%
10-10-2126-000	Highway Users Tax Fund	89,605	50,810	(38,795)	57%
10-10-2130-000	City Sales Tax	600,000	581,072	(18,928)	97%
10-10-2131-000	Tax- Other	-	-	-	0%
10-10-2136-000	Fees / Permits / Zoning / Subdivision Fees	40,000	49,274	9,274	123%
10-10-2138-000	Business Licenses Fees	7,000	4,525	(2,475)	65%
10-10-2142-000	Franchise Tax- IREA	39,000	28,684	(10,316)	74%
10-10-2144-000	Franchise Tax- Black Hills	35,000	25,491	(9,509)	73%
10-10-2146-000	Franchise Tax- Century Link	1,300	864	(436)	66%
10-10-2147-000	Franchise Tax- Comcast/ Other	44,609	21,684	(22,925)	49%
10-10-2150-000	MMJ / Liquor License Fees	6,500	6,216	(284)	96%
10-10-2152-000	Tobacco Products Tax	18,200	10,386	(7,814)	57%
10-10-2156-000	Hotel Occupancy Tax	30,000	9,246	(20,754)	31%
10-10-2160-000	Land / Building Rents	5,000	5,913	913	118%
10-10-2164-000	Court Fines	50,000	54,471	4,471	109%
10-10-2166-000	Town OJW Surcharge	900	-	(900)	0%
10-10-2167-000	State OJW Surcharge	900	-	(900)	0%
10-10-2168-000	Savings / Interest	2,000	14	(1,986)	1%
10-10-2170-000	Miscellaneous Income	1,000	540	(460)	54%
10-10-2172-000	Insurance Income	-	4,223	4,223	0%
10-10-2184-000	Impact Fees / Drainage	5,000	7,243	2,243	145%
10-10-2186-000	FPPA Matching Funds	8,000	-	(8,000)	0%
10-10-2188-000	El Paso Co Road & Bridge	5,500	6,029	529	110%
	COVID Employer Tax Credit	-	872	872	0%
10-10-2194-000	Library Revenue	12,000	1,264	(10,736)	11%
10-10-2195-000	Police Surcharge	10,000	-	(10,000)	0%
10-10-3685-000	ATL Revenue	24,270	-	(24,270)	0%
10-10-2250-003	COVID Employer Tax Credit	-	872	872	0%
10-19-2320-000	Interest- Loan to Water Fund	10,000	5,000	(5,000)	50%
10-19-2322-000	Fund Reserve- ColoTrust	728,539	-	(728,539)	0%
10-10-3621-000	Admin Revenue	-	503	503	0%
10-10-3631-000	Police Revenue	-	-	-	0%
10-10-3680-000	Parks Revenue	-	1,670	1,670	0%
10-19-2322-000	Interest	-	1,096	1,096	0%
	Total Revenue	\$ 2,733,975	\$ 1,771,835	\$ (962,140)	65%
	EXPENDITURES				
	General and Administrative				
	<u>Salaries and Benefits</u>				
10-21-3111-000	Salaries / Wages Regular	\$ 103,330	\$ 66,448	\$ 36,882	64%
10-21-3112-000	Salaries / Wages Temp / Part Time	35,000	32,508	2,492	93%
10-21-3115-000	Overtime	1,000	121	879	12%
10-21-3119-000	Employer Taxes	7,925	7,695	230	97%
10-21-3124-000	Sick Leave	4,100	1,063	3,037	26%
10-21-3125-000	Employee Retirement Benefits	7,200	8,293	(1,093)	115%
10-21-3127-000	Insurance Premiums	6,720	302	6,418	4%
10-21-3131-000	Workers Compensation	6,000	5,951	49	99%
	Total Salaries and Benefits	\$ 171,275	\$ 122,381	\$ 48,894	71%
	<u>Professional Services</u>				
10-21-3161-000	Professional Services- Legal	\$ 50,000	\$ 22,567	\$ 27,433	45%
10-21-3162-000	Professional Services- Acctg/Audit	25,000	24,818	182	99%
10-21-3163-000	Professional Services- Other	28,000	24,100	3,900	86%
10-21-3164-000	Professional Services- IT	30,000	9,909	20,091	33%
	Total Professional Services	\$ 133,000	\$ 81,394	\$ 51,606	61%

TOWN OF PALMER LAKE

GENERAL FUND

Budget Status Report - GAAP Basis For the Seven Months Ending July 31, 2021

Unaudited

		2021		Variance	Percent
		Budget	YTD Actual	Favorable (Unfavorable)	of Budget (YTD 58%)
	<u>General Administration</u>				
10-21-3141-000	Employee Clothing	\$ 800	\$ -	\$ 800	0%
10-21-3145-000	Employee/ BOT Training	4,000	252	3,748	6%
10-21-3149-000	Employee/ BOT Travel	2,000	-	2,000	0%
10-21-3151-000	Employee/ BOT Per Diem	2,000	572	1,428	29%
10-21-3153-000	Memberships / Registrations	6,000	9,366	(3,366)	156%
10-21-3169-000	Bank Fees and Services	600	1	599	0%
10-21-3170-000	State OJW Surcharge	900	-	900	0%
10-21-3211-000	General (Contract) Services	20,000	10,792	9,208	54%
10-21-3223-000	Operating Supplies	20,000	3,221	16,779	16%
10-21-3225-000	Building Maintenance	10,000	881	9,119	9%
10-21-3245-000	Utilities	18,900	7,557	11,343	40%
10-21-3253-000	Postage	2,000	859	1,141	43%
10-21-3275-000	Fuel	500	61	440	12%
10-21-3281-000	Insurance	20,000	22,433	(2,433)	112%
10-21-3291-000	Capital Improvement Bldg	10,000	-	10,000	0%
10-21-3292-000	Capital Improvement Bldg- Other	500,000	33,041	466,959	7%
10-21-3293-000	Capital Equipment	1,000	-	1,000	0%
10-21-3313-000	Equipment Maintenance	1,000	-	1,000	0%
10-21-3333-000	Legal Notices / Recordings	5,000	3,563	1,437	71%
10-21-3338-000	Communication	3,500	999	2,501	29%
10-21-3365-000	Advertising	500	842	(342)	168%
10-21-3391-000	Misc. Expenses	-	2,944	(2,944)	0%
10-21-3392-000	County Treasurer Fees	10,000	7,992	2,008	80%
10-21-3513-000	Economic Development	2,200	1,020	1,180	46%
	Total General Administration	\$ 640,900	\$ 106,396	\$ 534,504	17%
	Total General Administrative Expenditures	\$ 945,175	\$ 310,172	\$ 635,003	33%
	<u>Operations</u>				
	<u>Police Department Expenditures</u>				
	<u>Salaries and Benefits- Police Department</u>				
10-31-3111-000	Salaries / Wages Regular	\$ 157,564	\$ 91,686	\$ 65,878	58%
10-31-3112-000	Salaries / Wages Temp/Part-time	261,375	151,453	109,922	58%
10-31-3115-000	Overtime	1,000	2,150	(1,150)	215%
10-31-3119-000	Employer Taxes	22,167	14,381	7,786	65%
10-31-3123-000	FPPA	10,335	7,088	3,247	69%
10-31-3124-000	Sick Leave	7,650	-	7,650	0%
10-31-3125-000	Employee Benefits	9,450	3,878	5,572	41%
10-31-3127-000	Insurance Premiums	20	164	(144)	820%
10-31-3131-000	Workers Compensation	18,000	17,852	148	99%
10-31-3133-000	FPPA Death + Disability	3,620	2,106	1,514	58%
	Total Salaries and Benefits- Police Department	\$ 491,181	\$ 290,758	\$ 200,423	59%
	<u>Professional Services- Police Department</u>				
10-31-3161-000	Professional Services- Legal	\$ 1,000	\$ -	\$ 1,000	0%
10-31-3162-000	Professional Services- Acctg/Audit	8,200	-	8,200	0%
10-31-3164-000	Professional Services- IT	8,000	5,948	2,052	74%
	Total Professional Services- Police Department	\$ 17,200	\$ 5,948	\$ 11,252	35%
	<u>General Administration- Police Department</u>				
10-31-3141-000	Employee Clothing / Uniform	\$ 7,000	\$ 2,692	\$ 4,308	38%
10-31-3145-000	Employee Training	2,000	1,426	574	71%
10-31-3149-000	Employee Travel	750	-	750	0%
10-31-3151-000	Employee Per Diem	200	-	200	0%
10-31-3153-000	Memberships / Registrations	500	180	320	36%
10-31-3211-000	General (Contract) Services	1,500	6,948	(5,448)	463%
10-31-3223-000	Operating Supplies	4,000	1,723	2,277	43%
10-31-3225-000	Building Maintenance	5,000	4,565	435	91%
10-31-3226-000	Repair / Maintenance Supplies	1,000	-	1,000	0%
10-31-3245-000	Utilities	5,500	3,447	2,053	63%
10-31-3253-000	Postage	120	-	120	0%
10-31-3276-000	Vehicle Loan- Principal	16,418	6,216	10,202	38%

TOWN OF PALMER LAKE

GENERAL FUND

Budget Status Report - GAAP Basis
For the Seven Months Ending July 31, 2021

Unaudited

		2021	YTD	Variance	Percent
		Budget	Actual	Favorable (Unfavorable)	of Budget (YTD 58%)
10-31-3277-000	Vehicle Loan- Interest	2,598	1,821	777	70%
10-31-3271-000	Vehicle Repair / Maint	11,000	2,059	8,941	19%
10-31-3275-000	Fuel	11,000	6,925	4,075	63%
10-31-3281-000	Insurance	14,000	12,135	1,865	87%
10-31-3293-000	Capital Equipment	5,000	542	4,458	11%
10-31-3313-000	Equipment Maintenance	500	-	500	0%
10-31-3338-000	Communication	7,600	2,993	4,607	39%
10-31-3393-000	Subject Testing	500	-	500	0%
10-31-3523-000	Grants Expense	-	6,501	(6,501)	0%
	Total General Administration- Police Department	\$ 96,186	\$ 60,173	\$ 36,013	63%
	Total Police Department Expenditures	\$ 604,567	\$ 356,878	\$ 247,689	59%
	<u>Fire Department Expenditures</u>				
	<u>Salaries and Benefits- Fire Department</u>				
10-41-3111-000	Salaries / Wages Regular	\$ 278,600	\$ 157,090	\$ 121,510	56%
10-41-3112-000	Salaries / Wages Temp/Part-time	61,000	41,172	19,828	67%
10-41-3115-000	Overtime	18,000	11,780	6,220	65%
10-41-3119-000	Employer Taxes	6,840	7,370	(530)	108%
10-41-3123-000	FPPA	40,000	13,969	26,031	35%
10-41-3124-000	Sick Leave	3,700	-	3,700	0%
10-41-3125-000	Employee Benefits	16,000	12,148	3,852	76%
10-41-3127-000	Insurance Premiums	734	497	237	68%
10-41-3131-000	Workers Compensation	15,000	14,876	124	99%
10-41-3133-000	FPPA Death + Disability	6,500	4,255	2,245	65%
	Total Salaries and Benefits- Fire Department	\$ 446,374	\$ 263,159	\$ 183,215	59%
	<u>Professional Services- Fire Department</u>				
10-41-3161-000	Professional Services- Legal	\$ 1,000	\$ -	\$ 1,000	0%
10-41-3162-000	Professional Services- Acctg/Audit	8,200	120	8,080	1%
10-41-3164-000	Professional Services- IT	8,000	9,325	(1,325)	117%
	Total Professional Services- Fire Department	\$ 17,200	\$ 9,445	\$ 7,755	55%
	<u>General Administration- Fire Department</u>				
10-41-3141-000	Employee Clothing / Uniform	\$ 6,000	\$ 4,516	\$ 1,484	75%
10-41-3145-000	Employee Training	3,500	676	2,824	19%
10-41-3151-000	Employee Per Diem	-	1,278	(1,278)	0%
10-41-3153-000	Memberships / Registrations	1,000	614	386	61%
10-41-3211-000	General (Contract) Services	15,000	5,748	9,252	38%
10-41-3223-000	Operating Supplies	8,000	1,445	6,555	18%
10-41-3225-000	Building Maintenance	5,000	3,157	1,843	63%
10-41-3226-000	Repair / Maintenance Supplies	1,000	1,614	(614)	161%
10-41-3245-000	Utilities	6,800	2,243	4,557	33%
10-41-3253-000	Postage	250	-	250	0%
10-41-3271-000	Vehicle Repair / Maint	15,000	7,659	7,341	51%
10-41-3275-000	Fuel	5,000	2,914	2,086	58%
10-41-3281-000	Insurance	16,500	16,132	368	98%
10-41-3293-000	Capital Equipment	-	27,860	(27,860)	0%
10-41-3313-000	Equipment Maintenance	1,000	-	1,000	0%
10-41-3338-000	Communication	6,100	2,029	4,071	33%
10-41-3351-000	Medical Equip / Supplies	3,000	2,436	564	81%
10-41-3391-000	Misc. Expenses	-	-	-	0%
	Total General Administration- Fire Department	\$ 93,150	\$ 80,321	\$ 12,829	86%
	Total Fire Department Expenditures	\$ 556,724	\$ 352,925	\$ 203,799	63%
	<u>Roads Department Expenditures</u>				
	<u>Salaries and Benefits- Roads Department</u>				
10-51-3111-000	Salaries / Wages Regular	\$ 142,000	\$ 81,804	\$ 60,196	58%
10-51-3115-000	Overtime	1,000	1,241	(241)	124%
10-51-3119-000	Employer Taxes	10,864	6,360	4,504	59%
10-51-3125-000	Employee Benefits	9,100	7,826	1,274	86%
10-51-3127-000	Insurance Premiums	880	200	680	23%
10-51-3131-000	Workers Compensation	13,000	12,893	107	99%
	Total Salaries and Benefits- Roads Department	\$ 176,844	\$ 110,324	\$ 66,520	62%

TOWN OF PALMER LAKE

GENERAL FUND

Budget Status Report - GAAP Basis
For the Seven Months Ending July 31, 2021

Unaudited

		2021	YTD	Variance	Percent
		Budget	Actual	Favorable (Unfavorable)	of Budget (YTD 58%)
	<u>Professional Services- Roads Department</u>				
10-51-3162-000	Professional Services- Acctg/Audit	\$ 8,200	\$ -	\$ 8,200	0%
10-51-3163-000	Professional Services- Other	8,000	5,440	2,561	68%
10-51-3163-001	Professional Services- MS4	10,000	17,516	(7,516)	175%
10-51-3163-002	Professional Services- Engineering	20,000	-	20,000	0%
10-51-3164-000	Professional Services- IT	4,000	4,554	(554)	114%
	Total Professional Services- Roads Department	\$ 50,200	\$ 27,510	\$ 22,690	55%
	<u>General Administration- Roads Department</u>				
10-51-3141-000	Employee Clothing / Uniform	\$ 500	\$ -	\$ 500	0%
10-51-3145-000	Employee Training	250	-	250	0%
10-51-3149-000	Employee Travel	250	-	250	0%
10-51-3153-000	Memberships / Registrations	1,066	264	802	25%
10-51-3211-000	General (Contract) Services	20,000	5,178	14,822	26%
10-51-3223-000	Operating Supplies	4,000	3,883	117	97%
10-51-3225-000	Building Maintenance	2,000	815	1,185	41%
10-51-3227-000	Road / Street Material	25,000	15,868	9,132	63%
10-51-3229-000	Sign Parts / Supplies	1,000	492	509	49%
10-51-3243-000	Street Lights	16,000	6,206	9,794	39%
10-51-3245-000	Utilities	8,000	1,231	6,769	15%
10-51-3276-000	Vehicle Loan- Principal	4,360	5,763	(1,403)	132%
10-51-3277-000	Vehicle Loan- Interest	2,174	1,686	488	78%
10-51-3271-000	Vehicle Repair / Maint	6,000	404	5,596	7%
10-51-3273-000	Heavy Equipment Repair	10,000	1,723	8,278	17%
10-51-3275-000	Fuel	15,000	4,618	10,382	31%
10-51-3281-000	Insurance	9,800	9,181	619	94%
10-51-3293-000	Capital Equipment	31,700	31,529	171	99%
10-51-3338-000	Communication	5,379	311	5,068	6%
10-51-3230-000	Dust Control	15,000	7,226	7,774	48%
10-51-3231-000	Culverts	3,500	-	3,500	0%
10-51-3295-000	Capital Improvement Roads	175,000	223,311	(48,311)	128%
10-51-3296-000	Capital Improvement- Drainage	3,000	-	3,000	0%
10-51-3296-003	Capital Improvement- MS4	2,000	-	2,000	0%
	Total General Administration- Roads Department	\$ 360,979	\$ 319,687	\$ 41,292	89%
	Total Roads Department Expenditures	\$ 588,023	\$ 457,521	\$ 130,502	78%
	<u>Parks Department Expenditures</u>				
	<u>Salaries and Benefits- Parks Department</u>				
10-80-3111-000	Salaries / Wages Regular	\$ -	\$ -	\$ -	0%
10-80-3112-000	Salaries / Wages Temp/Part-time	24,000	5,491	18,509	23%
10-80-3119-000	Employer Taxes	1,836	447	1,389	24%
10-80-3124-000	Sick Leave	900	-	900	0%
10-80-3125-000	Employee Benefits	900	-	900	0%
10-80-3131-000	Workers Compensation	900	877	23	97%
	Total Salaries and Benefits- Parks Department	\$ 28,536	\$ 6,815	\$ 21,721	24%
	<u>General Administration- Parks Department</u>				
10-80-3141-000	Employee Clothing / Uniform	\$ 200	\$ -	\$ 200	0%
10-80-3145-000	Employee Training	250	-	250	0%
10-80-3153-000	Memberships / Registrations	100	-	100	0%
10-80-3211-000	General (Contract) Services	3,000	9,870	(6,870)	329%
10-80-3223-000	Operating Supplies	3,500	3,424	76	98%
10-80-3226-000	Repair / Maint Supplies	250	-	250	0%
10-80-3245-000	Utilities	1,200	-	1,200	0%
10-80-3271-000	Vehicle Repair / Maint	300	-	300	0%
10-80-3275-000	Fuel	800	1,316	(516)	164%
10-80-3313-000	Equipment Maintenance	1,000	381	619	38%
10-80-3338-000	Communication	150	-	150	0%
10-80-3391-000	Misc. Expenses- Volunteers	200	-	200	0%
	Total General Administration- Parks Department	\$ 10,950	\$ 14,990	\$ (4,040)	137%
	Total Parks Department Expenditures	\$ 39,486	\$ 21,806	\$ 17,680	55%

TOWN OF PALMER LAKE

GENERAL FUND


Budget Status Report - GAAP Basis
For the Seven Months Ending July 31, 2021

Unaudited

	2021	YTD	Variance	Percent
	Budget	Actual	Favorable (Unfavorable)	of Budget (YTD 58%)
Total Operations	\$ 1,788,800	\$ 1,189,130	\$ 599,670	66%
Total General Administrative and Operations	\$ 2,733,975	\$ 1,499,302	\$ 1,234,673	55%
EXCESS OF REVENUE OVER (UNDER)				
EXPENDITURES AND OTHER FINANCING USES	\$ -	\$ 272,533	\$ 272,533	

WATER ENTERPRISE FUND

July 2021



TOWN OF PALMER LAKE

WATER FUND

**Budget Status Report - GAAP Basis
For the Seven Months Ending July 31, 2021**

Unaudited

		2021	YTD	Variance	Percent
		Budget	Actual	Favorable (Unfavorable)	of Budget (YTD 58%)
Account Number	REVENUE				
20-19-2314-000	Water Tap Fees	\$ 200,000	\$ 115,750	\$ (84,250)	58%
20-19-2320-000	Water Revenue	990,000	522,625	(467,375)	53%
20-19-2322-000	Water Revenue Interest	4,600	72	(4,528)	2%
20-19-2324-000	Water Reserve Interest	4,200	65	(4,135)	2%
20-19-2325-000	Water Reserve Colo Trust	345,147	-	(345,147)	0%
20-19-2326-000	Water Meter Sales / Parts	6,500	763	(5,737)	12%
20-19-2330-000	Late Fees	18,500	2,715	(15,785)	15%
20-19-2335-000	Water Improvement Fee	42,250	30,126	(12,124)	71%
20-19-2340-000	Water Loan Revenue	190,200	124,497	(65,703)	65%
20-19-2360-000	Water Dept. Misc. Revenue / TANK	-	538	538	0%
	Total Revenue	\$ 1,801,397	\$ 797,152	\$ (1,004,245)	44%
	EXPENDITURES				
	General Administrative				
	<u>Salaries and Benefits</u>				
20-81-3111-000	Salaries / Wages Regular	\$ 328,500	\$ 126,428	\$ 202,072	38%
20-81-3115-000	Overtime	-	170	(170)	0%
20-81-3119-000	Employer Taxes	25,135	9,711	15,424	39%
20-81-3124-000	Sick Leave	-	430	(430)	0%
20-81-3125-000	Employee Benefits	18,430	1,308	17,122	7%
20-81-3127-000	Insurance Premiums	100	151	(51)	151%
20-81-3131-000	Workers Compensation	15,000	14,876	124	99%
	Total Salaries and Benefits	\$ 387,165	\$ 153,075	\$ 234,090	40%
	<u>Professional Services</u>				
20-81-3161-000	Professional Services- Legal	\$ 20,000	\$ 13,244	\$ 6,756	66%
20-81-3162-000	Professional Services- Acctg	9,500	100	9,400	1%
20-81-3163-000	Professional Services- Other/ Engineering, etc.	40,000	10,072	29,928	25%
20-81-3164-000	Professional Services- IT/ Water Billing	30,000	47,813	(17,813)	159%
	Total Professional Services	\$ 99,500	\$ 71,228	\$ 28,272	72%
	<u>Administrative</u>				
20-81-3141-000	Employee Clothing	\$ 500	\$ 90	\$ 410	18%
20-81-3145-000	Employee Training	3,000	386	2,614	13%
20-81-3149-000	Employee Travel	200	-	200	0%
20-81-3153-000	Memberships / Registrations	8,300	9,671	(1,371)	117%
20-81-3167-000	Payment Processing	10,037	370	9,667	4%
20-81-3169-000	Bank Fees and Services	460	18	442	4%
20-81-3211-000	General (Contract) Services	11,000	25,462	(14,462)	231%
20-81-3245-000	Utilities	115,000	69,581	45,419	61%
20-81-3253-000	Postage	7,000	606	6,394	9%
20-81-3281-000	Insurance	10,000	8,942	1,058	89%
20-81-3333-000	Publication / Legal Notices	500	-	500	0%
20-81-3338-000	Communication	5,500	2,699	2,801	49%
20-81-3391-000	Misc. Expenses	800	7,888	(7,088)	986%
	Total Administration	\$ 172,297	\$ 125,713	\$ 46,584	73%
	Total General Administrative	\$ 658,962	\$ 350,016	\$ 308,946	53%
	Operations				
20-81-3276-000	Vehicle Loan- Principal	\$ 7,820	\$ 3,186	\$ 4,634	41%
20-81-3277-000	Vehicle Loan- Interest	1,240	930	310	75%
20-82-3223-000	Operating Supplies- Treatment	25,000	40,871	(15,871)	163%
20-82-3224-000	Operating Supplies- Distribution	15,000	23,910	(8,910)	159%
20-82-3225-000	Building Maintenance	1,000	1,114	(114)	111%
20-82-3226-000	Repairs / Maintenance Supplies- Treatment	40,000	-	40,000	0%
20-82-3227-000	Repairs / Maintenance Supplies- Distribution	12,500	-	12,500	0%
20-82-3233-000	Water Meters / Replacements	5,000	3,919	1,081	78%

TOWN OF PALMER LAKE

WATER FUND


**Budget Status Report - GAAP Basis
For the Seven Months Ending July 31, 2021**

Unaudited

		2021	YTD	Variance	Percent
		Budget	Actual	Favorable	of Budget
				(Unfavorable)	(YTD 58%)
20-82-3234-000	Water Meters / Supplies & Repairs	5,000	2,708	2,292	54%
20-82-3271-000	Vehicle Repair / Maint	6,000	255	5,745	4%
20-82-3275-000	Fuel	6,000	2,811	3,189	47%
20-82-3292-000	Capital Improvement- Water	700,000	208,150	491,850	30%
20-82-3293-000	Capital Equipment / TANK	-	12,580	(12,580)	0%
20-82-3294-000	Water Line Repair	100,000	22,003	77,997	22%
20-82-3313-000	Equipment Maintenance	23,000	10,269	12,731	45%
20-82-3338-000	Communications	1,550	-	1,550	0%
20-82-3411-000	Reservoirs / Dam Maintenance	10,000	-	10,000	0%
20-82-3431-000	Water Quality Tests	26,000	1,286	24,714	5%
	Total Operations	\$ 985,110	\$ 333,990	\$ 651,120	34%
	Total Administrative and Operations	\$ 1,644,072	\$ 684,006	\$ 960,066	42%
	<u>Debt Service</u>				
20-81-3400-000	CWRPDA 2009 Principal	\$ 83,916	\$ 43,444	\$ 40,472	52%
20-81-3401-000	CWRPDA 2009 Interest	20,775	9,041	11,734	44%
20-81-3405-000	CWRPDA 2018 Principal	26,872	23,822	3,050	89%
20-81-3406-000	CWRPDA 2018 Interest	15,762	10,262	5,500	65%
20-81-3426-0000	General Fund Loan- Interest	10,000	5,000	5,000	50%
	Total Debt Service	\$ 157,325	\$ 91,570	\$ 65,755	58%
	Total Expenditures	\$ 1,801,397	\$ 775,576	\$ 1,025,821	43%
	EXCESS OF REVENUE OVER (UNDER)				
	EXPENSES	\$ -	\$ 21,576	\$ 21,576	

CONSERVATION TRUST FUND

July 2021



TOWN OF PALMER LAKE

Conservation Trust Fund

Budget Status Report - GAAP Basis


For the Seven Months Ending July 31, 2021

Unaudited

		2021	YTD	Variance	Percent
		Budget	Actual	Favorable (Unfavorable)	of Budget (YTD 58%)
Account Number	REVENUE				
50-10-2160-000	Carry Over	\$ 30,000	\$ -	\$ (30,000)	0%
50-10-2170-000	Miscellaneous Income - CTF	-	13	13	0%
50-10-2210-000	Conservation Trust Interest	-	10	10	0%
50-10-2410-000	State Shared Revenue	19,507	18,360	(1,147)	94%
	Total Revenue Conservation Trust	\$ 49,507	\$ 18,383	\$ (31,124)	37%
	EXPENDITURES				
	<u>Administrative</u>				
	<u>Salaries and Benefits</u>				
50-30-3112-000	Salaries / Wages Temp/Part-time	\$ 24,000	\$ 9,856	\$ 14,144	41%
50-30-3119-000	Employer Taxes	1,836	804	1,032	44%
	Total Salaries and Benefits	\$ 25,836	\$ 10,660	\$ 15,176	41%
	<u>Administrative</u>				
50-30-3211-000	Contract Services	\$ -	\$ 2,498	\$ (2,498)	0%
50-30-3223-000	Operating Supplies / Materials	4,000	4,703	(703)	118%
50-30-3226-000	Repair / Maintenance Supplies	2,500	-	2,500	0%
50-30-3245-000	Utilities	1,000	745	255	74%
50-30-3275-000	Fuels / Lubricants	234	-	234	0%
50-30-3293-000	Capital Improvements	15,937	7,986	7,952	50%
	Total General Administration	\$ 23,671	\$ 15,931	\$ 7,740	67%
	Total General Administrative	\$ 49,507	\$ 26,591	\$ 22,916	54%
	Total Expenditures	\$ 49,507	\$ 26,591	\$ 22,916	54%
	EXCESS OF REVENUE OVER (UNDER)				
	EXPENDITURES	\$ -	\$ (8,208)	\$ (8,208)	

GRANTS & DONATIONS FUND

July 2021



TOWN OF PALMER LAKE

GRANT & DONATION FUND

Budget Status Report - GAAP Basis
For the Seven Months Ending July 31, 2021

Unaudited

		2021	YTD	Variance	Percent
Account Number	REVENUE	Budget	Actual	Favorable (Unfavorable)	of Budget (YTD 58%)
10-10-2186-000	FPPA Matching Funds	\$ 14,000	\$ -	\$ (14,000)	0%
10-10-2191-000	Fire Mitigation Grant	50,000	10,000	(40,000)	20%
10-10-2192-000	DOLA Grant	360,000	376,145	16,145	104%
10-10-2193-000	CESF Grant	-	8,817	8,817	0%
10-10-3631-000	Police Donations/ Grants	15,000	7,922	(7,078)	53%
10-10-3680-000	Parks Donations/ Grants	1,000	1,670	670	167%
	Total Revenue	\$ 440,000	\$ 404,553	\$ (35,447)	92%
	EXPENDITURES				
	General Administrative				
10-21-3523-000	Grants Expense- DOLA / GOCO	\$ 360,000	\$ -	\$ 360,000	0%
	Total General Administrative Expenditures	\$ 360,000	\$ -	\$ 360,000	0%
	Police Department Expenditures				
10-31-3523-000	Grant Expense	\$ 15,100	\$ 6,501	\$ 8,599	43%
	Total Police Department Expenditures	\$ 15,100	\$ 6,501	\$ 8,599	43%
	Fire Department Expenditures				
10-41-3523-000	Grants Expense	\$ -	\$ -	\$ -	0%
	Total Fire Department Expenditures	\$ -	\$ -	\$ -	0%
	Roads Department Expenditures				
10-51-3519-000	RMB SRTS Grant	\$ -	\$ -	\$ -	0%
10-51-3523-000	Grants Expense- Douglas	13,900	-	13,900	0%
	Total Roads Department Expenditures	\$ 13,900	\$ -	\$ 13,900	0%
	Parks Department Expenditures				
10-80-3215-000	Parks Committee (donations)	\$ 1,000	\$ 2,500	\$ (1,500)	250%
10-80-3314-000	Fire Mitigation CUSP	50,000	-	50,000	0%
10-80-3523-000	Grants Expense	-	-	-	0%
	Total Parks Department Expenditures	\$ 51,000	\$ 2,500	\$ 48,500	5%
	Water Department Expenditures				
20-81-3523-000	Grant Expense- DOUG	\$ -	\$ -	\$ -	0%
	Total Water Department Expenditures	\$ -	\$ -	\$ -	0%
	Total Expenditures	\$ 440,000	\$ 9,001	\$ 430,999	
	EXCESS OF REVENUE OVER (UNDER)				
	EXPENDITURES	\$ -	\$ 395,552	\$ 395,552	

Check Register

July 2021



Ranges: From: To: From: To:
 Check Number First Last Check Date 7/1/2021 7/31/2021
 Vendor ID First Last Checkbook ID First Last
 Vendor Name First Last

Sorted By: Check Number

* Voided Checks

Check Number	Vendor ID	Vendor Check Name	Check Date	Checkbook ID	Audit Trail Code	Amount
46743	COMMUNITYBANKLO	Community Banks of Colorado	7/9/2021	GENERAL CHECKIN	PMCHK00000238	\$9,801.36
47275	ALLWATERSUPPLYL	All Water Supply LLC	7/7/2021	GENERAL CHECKIN	PMCHK00000232	\$3,178.00
47276	AMCOBI	American Conservation & Billin	7/7/2021	GENERAL CHECKIN	PMCHK00000232	\$1,554.61
47277	AMCOBIIT	American Conservation & Billin	7/7/2021	GENERAL CHECKIN	PMCHK00000232	\$3,657.00
47278	ANGRYSQUIRREL	Dan Elders	7/7/2021	GENERAL CHECKIN	PMCHK00000232	\$875.00
47279	BBAWATERCONSULT	Bishop-Brogden Associates, Inc	7/7/2021	GENERAL CHECKIN	PMCHK00000232	\$16,270.56
47280	BLACKHILLSENERG	Black Hills Energy	7/7/2021	GENERAL CHECKIN	PMCHK00000232	\$326.48
47281	BLUESTARPOLICES	Blue Star Police Supply, LLC	7/7/2021	GENERAL CHECKIN	PMCHK00000232	\$268.78
47282	CHAVEZCONSULTIN	Chavez Consulting Inc., LLC	7/7/2021	GENERAL CHECKIN	PMCHK00000232	\$843.75
47283	COLORADODIVISIO	Colorado Division of Fire Prev	7/7/2021	GENERAL CHECKIN	PMCHK00000232	\$160.00
47284	CKT	Common Knowledge Technology	7/7/2021	GENERAL CHECKIN	PMCHK00000232	\$2,366.25
47285	COMPANIONLIFE	Companion Life Insurance	7/7/2021	GENERAL CHECKIN	PMCHK00000232	\$44.44
47286	COREANDMAIN	Core & Main	7/7/2021	GENERAL CHECKIN	PMCHK00000232	\$361.22
47287	ELLISONTRUCKING	Ellison Trucking, Inc.	7/7/2021	GENERAL CHECKIN	PMCHK00000232	\$1,064.00
47288	EMERGENCYNETWOR	Emergency Network Security Sys	7/7/2021	GENERAL CHECKIN	PMCHK00000232	\$61.00
47289	ENVIROTECHSERVI	Envirotech Services, Inc.	7/7/2021	GENERAL CHECKIN	PMCHK00000232	\$3,737.49
47290	FROMMANDCOMPANY	Fromm & Company, LLC	7/7/2021	GENERAL CHECKIN	PMCHK00000232	\$4,758.00
47291	IREA	IREA	7/7/2021	GENERAL CHECKIN	PMCHK00000232	\$7,290.17
47292	CICCOLELLAJOHN	John Ciccolella	7/7/2021	GENERAL CHECKIN	PMCHK00000232	\$320.00
47293	KNOWBE4INC	KnowBe4, Inc.	7/7/2021	GENERAL CHECKIN	PMCHK00000232	\$3,476.40
47294	MARTINMARIETTA	Martin Marietta Materials	7/7/2021	GENERAL CHECKIN	PMCHK00000232	\$97,941.37
47295	MES	Municipal Emergency Services D	7/7/2021	GENERAL CHECKIN	PMCHK00000232	\$70.00
47296	ONEMANLITTLELAD	One Man & Little Lady Cleaning	7/7/2021	GENERAL CHECKIN	PMCHK00000232	\$600.00
47297	PINNACOLASSURAN	Pinnacol Assurance	7/7/2021	GENERAL CHECKIN	PMCHK00000232	\$8,739.00
47298	PIONEER	Pioneer	7/7/2021	GENERAL CHECKIN	PMCHK00000232	\$264.99
47299	SGS	SGS North America, Inc.	7/7/2021	GENERAL CHECKIN	PMCHK00000232	\$422.40
47300	BALLSHANA	Shana Ball	7/7/2021	GENERAL CHECKIN	PMCHK00000232	\$300.00
47301	GAZETTE	The Gazette	7/7/2021	GENERAL CHECKIN	PMCHK00000232	\$41.81
47302	HOMEDEPOT	Home Depot Credit Service	7/7/2021	GENERAL CHECKIN	PMCHK00000232	\$1,487.68
47303	TLECC	Timber Line Electric & Control	7/7/2021	GENERAL CHECKIN	PMCHK00000232	\$248.93
47304	USPS	United States Postal Service	7/7/2021	GENERAL CHECKIN	PMCHK00000232	\$245.00
47305	UNCC	Utility Notification Center of	7/7/2021	GENERAL CHECKIN	PMCHK00000232	\$88.44
47306	XFINITY	Xfinity	7/7/2021	GENERAL CHECKIN	PMCHK00000232	\$104.85
47307	AIRGAS	Airgas USA, LLC	7/22/2021	GENERAL CHECKIN	PMCHK00000234	\$316.46
47308	ABGBENEFITGROUP	Alliance Benefit Group- Rocky	7/22/2021	GENERAL CHECKIN	PMCHK00000234	\$603.23
47309	BISONMEDIA	Bison Media, Inc.	7/22/2021	GENERAL CHECKIN	PMCHK00000234	\$58.28
47310	CENTURYLINK	Century Link	7/22/2021	GENERAL CHECKIN	PMCHK00000234	\$351.86
47311	BIRKELANDCHRIST	Christi Birkeland	7/22/2021	GENERAL CHECKIN	PMCHK00000234	\$100.00
47312	CHRISTIANBROTHER	Christian Brothers Automotive	7/22/2021	GENERAL CHECKIN	PMCHK00000234	\$414.90
47313	COMCAST	Comcast	7/22/2021	GENERAL CHECKIN	PMCHK00000234	\$193.35
47314	CKT	Common Knowledge Technology	7/22/2021	GENERAL CHECKIN	PMCHK00000234	\$5,366.75
47315	COMMUNITYBANKSO	Community Banks of Colorado	7/22/2021	GENERAL CHECKIN	PMCHK00000234	\$2,983.69
47316	COUNTYFIREPROTE	County Fire Protection	7/22/2021	GENERAL CHECKIN	PMCHK00000234	\$422.79
47317	DPCINDUSTRIES,I	DPC Industries, Inc.	7/22/2021	GENERAL CHECKIN	PMCHK00000234	\$70.00
47318	ELPASOCOUNTYTRE	El Paso County Treasurer	7/22/2021	GENERAL CHECKIN	PMCHK00000234	\$1,858.91
47319	EMERGENCYREPORT	Backdraft OPCO LLC	7/22/2021	GENERAL CHECKIN	PMCHK00000234	\$208.53
47320	EMPLOYERSCOUNC	Employers Council	7/22/2021	GENERAL CHECKIN	PMCHK00000234	\$70.00
47321	EVOQUA	Evoqua Water Technologies LLC	7/22/2021	GENERAL CHECKIN	PMCHK00000234	\$1,250.00
47322	GFLNVIRONMENTA	GFL Environmental	7/22/2021	GENERAL CHECKIN	PMCHK00000234	\$167.14
47323	GRAINGER	Grainger	7/22/2021	GENERAL CHECKIN	PMCHK00000234	\$209.47
47324	CENTURYLINKLEVE	Level 3 Communications, LLC	7/22/2021	GENERAL CHECKIN	PMCHK00000234	\$496.41
47325	CARROLMICHAEL	Michael Carroll	7/22/2021	GENERAL CHECKIN	PMCHK00000234	\$25.68
47326	MUNSONLANDSCAPI	Munson Landscaping & Excavatin	7/22/2021	GENERAL CHECKIN	PMCHK00000234	\$3,947.50
47327	OREILLY	O'Reilly	7/22/2021	GENERAL CHECKIN	PMCHK00000234	\$155.56
47328	PALMERLAKESANIT	Palmer Lake Sanitation	7/22/2021	GENERAL CHECKIN	PMCHK00000234	\$2,424.48
47329	ROCKYMOUNTAINOI	Rocky Mountain Oil Change M	7/22/2021	GENERAL CHECKIN	PMCHK00000234	\$199.17
47330	SCHMIDTCONSTRUC	Schmidt Construction Company	7/22/2021	GENERAL CHECKIN	PMCHK00000234	\$2,233.32
47331	SYMBOLARTS	SymbolArts, LLC	7/22/2021	GENERAL CHECKIN	PMCHK00000234	\$869.50
47332	KNASTERTECHNOLO	The Knaster Technology Group	7/22/2021	GENERAL CHECKIN	PMCHK00000234	\$5,900.00
47333	TOWNOFMONUMENT	Town of Monument	7/22/2021	GENERAL CHECKIN	PMCHK00000234	\$271.04
47334	TRILAKESMONUMEN	Tri-Lakes Monument FPD	7/22/2021	GENERAL CHECKIN	PMCHK00000234	\$544.18
47335	TRILAKESPRINTIN	Tri-Lakes Printing	7/22/2021	GENERAL CHECKIN	PMCHK00000234	\$268.21
47336	VELOCITY	Velocity Plant Services	7/22/2021	GENERAL CHECKIN	PMCHK00000234	\$1,840.00

Total Checks: 63

Total Amount of Checks: \$204,789.39

=====