



TOWN OF PALMER LAKE
Financial Statements
January 2025
Unaudited



Schedule of Cash Position January 2025

TOWN OF PALMER LAKE
Schedule of Cash Position
January 2025

FINANCIAL INSTITUTION	ACCOUNT NAME	CHECKING / SAVINGS	BANK RATE	BALANCE
GENERAL FUND				
GENERAL FUND OPERATING:				
Community Banks of CO	General Fund Operating	Checking	n/a	\$ 1,678,118
GENERAL FUND RESERVES:				
Colorado Trust (ColoTrust) <i>* Operating Reserve - 3 months (\$775,497)</i>	General Fund Reserve	Savings	4.52%	\$ 1,587,644
Colorado Trust (ColoTrust)	Police Reserve	Savings	4.52%	\$ 7
Colorado Trust (ColoTrust)	Fire Reserve	Savings	4.52%	\$ 67,475
Colorado Trust (ColoTrust)	Roads Reserve	Savings	4.52%	\$ 11,237
General Fund Reserves Subtotal				<u>\$ 1,666,363</u>
General Fund Accounts Total				<u><u>\$ 3,344,481</u></u>
WATER FUND				
WATER FUND OPERATING:				
Community Banks of CO	Water Fund Operating	Checking	n/a	\$ 1,507,783
WATER FUND RESERVES:				
Colorado Trust (ColoTrust)	Water Reserve	Savings	4.52%	\$ 202,234
Colorado Trust (ColoTrust)	Water Cap Imp Reserve	Savings	4.52%	\$ 224,741
RESTRICTED FUNDS (WATER FUND):				
Colorado Trust (ColoTrust) <i>* Restricted - Loan Reserve - 3 months (\$216,571)</i>	Water Loan Reserve	Savings	4.52%	\$ 224,045
Water Fund Accounts Total				<u><u>\$ 2,158,803</u></u>
CONSERVATION TRUST FUND				
CONSERVATION TRUST FUND:				
Colorado Trust (ColoTrust)	CTF Reserve	Savings	4.52%	\$ 30,725
Conservation Trust Fund Account Total				<u><u>\$ 30,725</u></u>



Financial Reports
January 2025

TOWN OF PALMER LAKE

SCHEDULE OF REVENUE, EXPENDITURES AND CHANGES IN FUND BALANCE - BUDGET AND ACTUAL GENERAL FUND

For the One Month Ended January 31, 2025

UNAUDITED

	2025 Original Budget	Actual	Variance Favorable (Unfavorable)	Percent of Budget (YTD 8%)
REVENUE				
Taxes	\$ 3,579,885	\$ 60,074	\$ (3,519,811)	2%
Fees and Licenses	288,725	4,003	(284,722)	1%
Fines	60,000	2,897	(57,103)	5%
Interest	85,567	6,380	(79,187)	7%
Departmental	70,500	1,377	(69,123)	2%
Grants and Donations	1,512,517	1,400	(1,511,117)	0%
Miscellaneous	87,600	2,150	(85,450)	2%
Total Revenue	\$ 5,684,794	\$ 78,281	\$ (5,606,513)	1%
EXPENDITURES				
Administration				
Salaries and Benefits	\$ 307,253	\$ 17,686	\$ 289,567	6%
Professional Services	372,700	18,346	354,354	5%
Administrative/Operations	260,700	38,678	222,022	15%
Capital Outlays	26,200	-	26,200	0%
Total Administration	\$ 966,853	\$ 74,710	\$ 892,143	8%
Police Department				
Salaries and Benefits	\$ 1,124,609	\$ 67,214	\$ 1,057,395	6%
Professional Services	114,400	2,949	111,451	3%
Administrative/Operations	184,009	23,443	160,566	13%
Capital Outlays	12,000	-	12,000	0%
Total Police Department	\$ 1,435,018	\$ 93,606	\$ 1,341,412	7%
Fire Department				
Salaries and Benefits	\$ 999,520	\$ 51,401	\$ 948,119	5%
Professional Services	17,700	717	16,983	4%
Administrative/Operations	137,525	2,919	134,606	2%
Capital Outlays	15,000	-	15,000	0%
Total Fire Department	\$ 1,169,745	\$ 55,037	\$ 1,114,708	5%
Public Works Department - Roads				
Salaries and Benefits	\$ 293,379	\$ 24,325	\$ 269,054	8%
Professional Services	31,300	176	31,124	1%
Administrative/Operations	187,800	7,141	180,659	4%
Capital Outlays	1,825,996	16,484	1,809,512	1%
Total Roads Department	\$ 2,338,475	\$ 48,126	\$ 2,290,349	2%
Public Works Department - Parks				
Administrative/Operations	\$ 47,600	\$ 2,596	\$ 45,004	5%
Capital Outlays	20,000	4,199	15,801	21%
Total Parks Department	\$ 67,600	\$ 6,795	\$ 60,805	10%
Total Expenditures	\$ 5,977,691	\$ 278,274	\$ 5,699,417	5%
EXCESS OF REVENUE OVER (UNDER) EXPENDITURES	\$ (292,897)	\$ (199,993)	\$ 92,904	
FUND BALANCE - BEGINNING OF YEAR		\$ 4,174,737		
FUND BALANCE - END OF YEAR		\$ 3,974,744		

Recommended Operating Reserve - 3 months

775,497

TOWN OF PALMER LAKE

SCHEDULE OF REVENUE, EXPENDITURES AND CHANGES IN FUNDS AVAILABLE - BUDGET AND ACTUAL

WATER ENTERPRISE FUND

For the One Month Ended January 31, 2025

UNAUDITED

	2025 Original Budget	Actual	Variance Favorable (Unfavorable)	Percent of Budget (YTD 8%)
REVENUE				
Water Billing	\$ 1,438,257	\$ 107,860	\$ (1,330,397)	7%
Water Improvement Fee	79,626	6,331	(73,295)	8%
Water Loan	217,596	18,130	(199,466)	8%
Water Tap Fees	75,090	-	(75,090)	0%
Water Meter/Parts	2,550	-	(2,550)	0%
Late Fees/Service Fees	15,000	1,537	(13,463)	10%
Interest	30,000	2,493	(27,507)	8%
Total Revenue	<u>\$ 1,858,119</u>	<u>\$ 136,351</u>	<u>\$ (1,721,768)</u>	<u>7%</u>
EXPENDITURES				
Salaries and Benefits	\$ 551,139	\$ 26,132	\$ 525,007	5%
Professional Services	133,500	7,301	126,199	5%
Administrative/Operations	443,300	64,888	378,412	15%
Capital Outlays	454,800	-	454,800	0%
Debt Service	211,887	-	211,887	0%
Total Expenditures	<u>\$ 1,794,626</u>	<u>\$ 98,321</u>	<u>\$ 1,696,305</u>	<u>5%</u>
EXCESS OF REVENUE OVER (UNDER) EXPENDITURES				
	<u>\$ 63,493</u>	<u>\$ 38,030</u>	<u>\$ (25,463)</u>	
FUND BALANCE - BEGINNING OF YEAR		<u>\$ 1,264,490</u>		
FUND BALANCE - END OF YEAR		<u>\$ 1,302,520</u>		
Less: Restricted Operating Reserve - 3 months		(216,571)	<i>Note 1</i>	
FUND BALANCE - END OF YEAR - Unrestricted		<u><u>\$ 1,085,949</u></u>		

Note 1: CWR&PDA Loan Requirement

TOWN OF PALMER LAKE

STATEMENT OF REVENUE, EXPENDITURES AND CHANGES IN FUND BALANCE - BUDGET AND ACTUAL CONSERVATION TRUST FUND

For the One Month Ended January 31, 2025

UNAUDITED

	2025 Original Budget	Actual	Variance Favorable (Unfavorable)	Percent of Budget (YTD 8%)
REVENUE				
State Shared Revenue	\$ 36,000	\$ -	\$ (36,000)	0%
Interest	1,425	118	(1,307)	8%
Total Revenue	\$ 37,425	\$ 118	\$ (37,307)	0%
EXPENDITURES				
Salaries and Benefits	\$ 13,296	\$ -	\$ 13,296	0%
Administrative/Operations	4,000	-	4,000	0%
Capital Outlays	10,000	-	10,000	0%
Total Expenditures	\$ 27,296	\$ -	\$ 27,296	0%
NET CHANGE IN FUND BALANCE	\$ 10,129	\$ 118	\$ (10,011)	
FUND BALANCE - BEGINNING OF YEAR		\$ 84,625		
FUND BALANCE - END OF YEAR - Restricted		\$ 84,743		



Accounts Payable Reports
January 2025

Ranges: From: To: From: To:
 Check Number First Last Check Date 1/1/2025 1/31/2025
 Vendor ID First Last Checkbook ID First Last
 Vendor Name First Last

Sorted By: Check Number

* Voided Checks

Check Number	Vendor ID	Vendor Check Name	Check Date	Checkbook ID	Audit Trail Code	Amount
50355	AIRGAS	AIRGAS USA, LLC	1/9/2025	COBANK-CKG 9495	PMCHK00000202	\$138.81
50356	AMCOBIIT	AMCOBI	1/9/2025	COBANK-CKG 9495	PMCHK00000202	\$4,035.00
50357	ANDREW RUDNICKI	ANDREW RUDNICKI	1/9/2025	COBANK-CKG 9495	PMCHK00000202	\$154.00
50358	CHAVEZCONSULTIN	CHAVEZ CONSULTING INC., LLC	1/9/2025	COBANK-CKG 9495	PMCHK00000202	\$1,950.00
50359	CIRSA	CIRSA	1/9/2025	COBANK-CKG 9495	PMCHK00000202	\$42,065.84
50360	CIVICPLUSLLC	CIVICPLUS LLC	1/9/2025	COBANK-CKG 9495	PMCHK00000202	\$11,629.24
50361	COLORADODIVISIO	COLORADO DIVISION OF FIRE PREV	1/9/2025	COBANK-CKG 9495	PMCHK00000202	\$30.00
50362	CKT	COMMON KNOWLEDGE TECHNOLOGY	1/9/2025	COBANK-CKG 9495	PMCHK00000202	\$2,728.00
50363	DANAKEPNERCOMPA	DANA KEPNER COMPANY, LLC	1/9/2025	COBANK-CKG 9495	PMCHK00000202	\$7,143.25
50364	ELPASOCOCLERK	EL PASO CO. CLERK & RECORDER	1/9/2025	COBANK-CKG 9495	PMCHK00000202	\$1,436.65
50365	ESO	ESO SOLUTIONS, INC.	1/9/2025	COBANK-CKG 9495	PMCHK00000202	\$208.53
50366	EVOQUA	EVOQUA WATER TECHNOLOGIES LLC	1/9/2025	COBANK-CKG 9495	PMCHK00000202	\$1,513.00
* 50367	GALLS	GALLS, LLC	1/9/2025	COBANK-CKG 9495	PMCHK00000202	\$696.00
50368	HOMEDEPOTCREDIT	HOME DEPOT CREDIT SERVICES	1/9/2025	COBANK-CKG 9495	PMCHK00000202	\$196.75
50369	MYFLEETCENTER	MYFLEETCENTER	1/9/2025	COBANK-CKG 9495	PMCHK00000202	\$224.32
50370	PALMERLAKESANIT	PALMER LAKE SANITATION	1/9/2025	COBANK-CKG 9495	PMCHK00000202	\$4,690.44
50371	PIKESPEAKAREACO	PIKES PEAK AREA COUNCIL OF GOV	1/9/2025	COBANK-CKG 9495	PMCHK00000202	\$1,462.00
50372	DPCINDUSTRIES	PVS DX, INC.	1/9/2025	COBANK-CKG 9495	PMCHK00000202	\$70.00
50373	SPRINGSMOUNTAIN	Springs Mountain Water	1/9/2025	COBANK-CKG 9495	PMCHK00000202	\$62.45
50374	STERICYCLE	STERICYCLE, INC.	1/9/2025	COBANK-CKG 9495	PMCHK00000202	\$40.52
50375	T2SYSTEMS	T2 SYSTEMS CANADA INC.	1/9/2025	COBANK-CKG 9495	PMCHK00000202	\$70.00
50376	TLECC	TIMBER LINE ELECTRIC & CONTROL	1/9/2025	COBANK-CKG 9495	PMCHK00000202	\$2,472.15
50377	UNCC	UTILITY NOTIFICATION CENTER OF	1/9/2025	COBANK-CKG 9495	PMCHK00000202	\$20.64
50378	YORKSHIREVET	YORKSHIRE VETERINARY HOSPITAL	1/9/2025	COBANK-CKG 9495	PMCHK00000202	\$75.00
50379	GALLS	GALLS, LLC	1/13/2025	COBANK-CKG 9495	PMCHK00000203	\$696.88
50380	4RIVERSEQUIPMEN	4 RIVERS EQUIPMENT	1/16/2025	COBANK-CKG 9495	PMCHK00000204	\$988.19
50381	BIGOTIRES	LEEDS WEST GROUPS DBA BIG O TI	1/16/2025	COBANK-CKG 9495	PMCHK00000204	\$2,936.96
50382	COLORADODIVISIO	COLORADO DIVISION OF FIRE PREV	1/16/2025	COBANK-CKG 9495	PMCHK00000204	\$50.00
50383	COMMUNITYMATTER	COMMUNITY MATTERS INSTITUTE	1/16/2025	COBANK-CKG 9495	PMCHK00000204	\$4,940.00
50384	CRIMEWATCH	CRIME WATCH TECHNOLOGIES	1/16/2025	COBANK-CKG 9495	PMCHK00000204	\$2,400.00
50385	JAN-PROFRANCHIS	JAN-PRO FRANCHISE DEVELOPMENT	1/16/2025	COBANK-CKG 9495	PMCHK00000204	\$267.75
50386	PITNEYBOWES	PITNEY BOWES GLOBAL FINANCIAL	1/16/2025	COBANK-CKG 9495	PMCHK00000204	\$86.73
50387	REPUBLICSERVICE	REPUBLIC SERVICES #653	1/16/2025	COBANK-CKG 9495	PMCHK00000204	\$2,012.14
50388	SLWS	SALT LAKE WHOLESALE SPORTS	1/16/2025	COBANK-CKG 9495	PMCHK00000204	\$2,300.00
50389	SGS	SGS NORTH AMERICA, INC.	1/16/2025	COBANK-CKG 9495	PMCHK00000204	\$265.58
50390	STACEYKSTIANSEN	STACEY KSTIANSEN	1/16/2025	COBANK-CKG 9495	PMCHK00000204	\$75.00
50391	STOLFUS&ASSOCIA	STOLFUS & ASSOCIATES, INC.	1/16/2025	COBANK-CKG 9495	PMCHK00000204	\$8,143.20
50392	TIMCAVES	TIM CAVES	1/16/2025	COBANK-CKG 9495	PMCHK00000204	\$28.84
50393	XEROX	XEROX BUSINESS SOLUTIONS SOUTH	1/16/2025	COBANK-CKG 9495	PMCHK00000204	\$73.61
50394	ABGROCKYMOUNTAI	ABGRM	1/22/2025	COBANK-CKG 9495	PMCHK00000205	\$592.62
50395	AIRGAS	AIRGAS USA, LLC	1/22/2025	COBANK-CKG 9495	PMCHK00000205	\$51.81
50396	ANTHONYKING	ANTHONY KING	1/22/2025	COBANK-CKG 9495	PMCHK00000205	\$75.00
50397	BIGOTIRES	LEEDS WEST GROUPS DBA BIG O TI	1/22/2025	COBANK-CKG 9495	PMCHK00000205	\$945.77
50398	CIRSA	CIRSA	1/22/2025	COBANK-CKG 9495	PMCHK00000205	\$2,500.00
50399	CITYOFFORTCOLLI	CITY OF FORT COLLINS	1/22/2025	COBANK-CKG 9495	PMCHK00000205	\$90.00
50400	COLORADORANGERS	Colorado Rangers	1/22/2025	COBANK-CKG 9495	PMCHK00000205	\$6,000.00
50401	HACHCOMPANY	HACH COMPANY	1/22/2025	COBANK-CKG 9495	PMCHK00000205	\$2,374.10
50402	HICKSCONTRACTOR	HICKS CONTRACTOR SERVICES LLC	1/22/2025	COBANK-CKG 9495	PMCHK00000205	\$780.00
50403	JEANHIGGINBOTHAM	JEAN HIGGINBOTHAM	1/22/2025	COBANK-CKG 9495	PMCHK00000205	\$75.00
50404	JEFFRIESCOLOSPG	JEFFRIES COLORADO SPRINGS, INC	1/22/2025	COBANK-CKG 9495	PMCHK00000205	\$6,824.09
50405	JENNWILDE	JENN WILDE	1/22/2025	COBANK-CKG 9495	PMCHK00000205	\$73.80
50406	CICCOLELLAJOHN	JOHN CICCOLELLA	1/22/2025	COBANK-CKG 9495	PMCHK00000205	\$320.00
50407	JUDITHJERNIGAN	JUDITH JERNIGAN	1/22/2025	COBANK-CKG 9495	PMCHK00000205	\$75.00
50408	RAMPARTSUPPLY	RAMPART SUPPLY	1/22/2025	COBANK-CKG 9495	PMCHK00000205	\$240.13
50409	SLWS	SALT LAKE WHOLESALE SPORTS	1/22/2025	COBANK-CKG 9495	PMCHK00000205	\$1,210.00
50410	SHADOWSYSTEMS	SHADOW SYSTEMS LLC	1/22/2025	COBANK-CKG 9495	PMCHK00000205	\$15,012.80

* Voided Checks

Check Number	Vendor ID	Vendor Check Name	Check Date	Checkbook ID	Audit Trail Code	Amount
50411	WHISLERINDUSTRI	WHISLER INDUSTRIAL SUPPLY	1/22/2025	COBANK-CKG 9495	PMCHK00000205	\$164.40
50413	ALERT360	ALERT 360	1/29/2025	COBANK-CKG 9495	PMCHK00000206	\$32.03
50414	ANGELROOFINGLLC	ANGEL ROOFING CO LLC	1/29/2025	COBANK-CKG 9495	PMCHK00000206	\$4,199.46
50415	ASPENAUTOCLINIC	ASPEN AUTO CLINIC MONUMENT	1/29/2025	COBANK-CKG 9495	PMCHK00000206	\$796.97
50416	AT&TMOBILITY	AT & T MOBILITY	1/29/2025	COBANK-CKG 9495	PMCHK00000206	\$1,496.27
50417	CALIBREPRESS	CALIBRE PRESS	1/29/2025	COBANK-CKG 9495	PMCHK00000206	\$279.00
50418	CENTURYLINK	CENTURYLINK	1/29/2025	COBANK-CKG 9495	PMCHK00000206	\$645.82
50419	COLORADODEPTOFL	COLORADO DEPARTMENT OF LABOR A	1/29/2025	COBANK-CKG 9495	PMCHK00000206	\$3,838.00
50420	COMMONSPIRIT	COMMONSPIRIT HEALTH - CHIC	1/29/2025	COBANK-CKG 9495	PMCHK00000206	\$50.50
50421	DISTRICT10WATER	DISTRICT 10 WATER USERS ASSOC.	1/29/2025	COBANK-CKG 9495	PMCHK00000206	\$50.00
50422	FACINELLIMOTORS	Facinelli Motors	1/29/2025	COBANK-CKG 9495	PMCHK00000206	\$300.00
50423	FOUNTAINCREEKWA	Fountain Creek Watershed, Floo	1/29/2025	COBANK-CKG 9495	PMCHK00000206	\$1,545.00
50424	GEN-TECH	GEN-TECH	1/29/2025	COBANK-CKG 9495	PMCHK00000206	\$874.00
50425	HAVENAR,GLANT	GLANT HAVENAR	1/29/2025	COBANK-CKG 9495	PMCHK00000206	\$339.64
50426	HOMEDEPOTCREDIT	HOME DEPOT CREDIT SERVICES	1/29/2025	COBANK-CKG 9495	PMCHK00000206	\$173.94
50427	KELLYBOOKSLLC	KellyBooks LLC	1/29/2025	COBANK-CKG 9495	PMCHK00000206	\$5,000.00
50428	KROBLAWOFFICES	KROB LAW OFFICE, LLC	1/29/2025	COBANK-CKG 9495	PMCHK00000206	\$10,395.00
50429	OREILLY	O'REILLY	1/29/2025	COBANK-CKG 9495	PMCHK00000206	\$474.67
50430	ORKIN	Orkin	1/29/2025	COBANK-CKG 9495	PMCHK00000206	\$495.25
50431	RHINEHARTOIL	PARKLAND USA CORPORATION	1/29/2025	COBANK-CKG 9495	PMCHK00000206	\$2,578.41
50432	PAVEMENTREPAIR	PAVEMENT REPAIR & SUPPLIES, IN	1/29/2025	COBANK-CKG 9495	PMCHK00000206	\$1,237.50
50433	ROCKYMOUNTAINCO	Rocky Mountain Comm Systems, I	1/29/2025	COBANK-CKG 9495	PMCHK00000206	\$2,284.61
50434	STERICYCLE	STERICYCLE, INC.	1/29/2025	COBANK-CKG 9495	PMCHK00000206	\$40.52
Total Checks: 79						Total Amount of Checks: \$182,212.58

Town of Palmer Lake
ACH REGISTER REPORT
Payables Management

	From:	To:
ACH Date	1/1/2025	1/31/2025
Checkbook ID	COBANK-CKG 9495	COBANK-CKG 9495

Sorted By: Date

Trx Date	Orig. Audit Trail	Distribution Reference	Orig. Master Number	Orig. Master Name	Amount
1/3/2025	CMTRX00000184	Bank Transaction Entry	WDL000001812	Parking Kiosk Fees	118.66
1/7/2025	CMTRX00000184	Bank Transaction Entry	WDL000001810	CORE Electric	10,637.69
1/7/2025	CMTRX00000184	Bank Transaction Entry	WDL000001813	WEX Fuel	2,575.00
1/7/2025	CMTRX00000187	Bank Transaction Entry	WDL000001839	Humana	1,171.80
1/7/2025	CMTRX00000187	Bank Transaction Entry	WDL000001840	Pinnacol Assurance	6,928.00
1/8/2025	CMTRX00000184	Bank Transaction Entry	WDL000001798	Black Hills Energy	136.57
1/9/2025	CMTRX00000184	Bank Transaction Entry	WDL000001811	Health Equity	7.50
1/9/2025	CMTRX00000184	Bank Transaction Entry	WDL000001816	Paycom	69,507.47
1/14/2025	CMTRX00000184	Bank Transaction Entry	WDL000001814	PCS	1,767.61
1/15/2025	CMTRX00000184	Bank Transaction Entry	WDL000001799	Black Hills Energy	210.37
1/15/2025	CMTRX00000184	Bank Transaction Entry	WDL000001800	Black Hills Energy	161.00
1/15/2025	CMTRX00000184	Bank Transaction Entry	WDL000001801	Black Hills Energy	159.54
1/15/2025	CMTRX00000184	Bank Transaction Entry	WDL000001802	Black Hills Energy	137.44
1/15/2025	CMTRX00000184	Bank Transaction Entry	WDL000001803	Black Hills Energy	119.01
1/15/2025	CMTRX00000184	Bank Transaction Entry	WDL000001804	Black Hills Energy	81.45
1/15/2025	CMTRX00000184	Bank Transaction Entry	WDL000001805	Black Hills Energy	29.87
1/15/2025	CMTRX00000184	Bank Transaction Entry	WDL000001806	Black Hills Energy	25.45
1/15/2025	CMTRX00000184	Bank Transaction Entry	WDL000001815	FPPA	10,420.22
1/16/2025	CMTRX00000184	Bank Transaction Entry	WDL000001807	Visa Cardmember Services	3,034.91
1/21/2025	CMTRX00000184	Bank Transaction Entry	WDL000001785	Amcobi	1,661.31
1/21/2025	CMTRX00000184	Bank Transaction Entry	WDL000001786	Amcobi	211.24
1/21/2025	CMTRX00000184	Bank Transaction Entry	WDL000001787	Amcobi	137.05
1/21/2025	CMTRX00000184	Bank Transaction Entry	WDL000001788	Amcobi	131.90
1/21/2025	CMTRX00000184	Bank Transaction Entry	WDL000001789	Amcobi	115.21
1/21/2025	CMTRX00000184	Bank Transaction Entry	WDL000001790	Amcobi	111.85
1/21/2025	CMTRX00000184	Bank Transaction Entry	WDL000001791	Amcobi	111.85
1/21/2025	CMTRX00000184	Bank Transaction Entry	WDL000001792	Amcobi	92.56
1/21/2025	CMTRX00000184	Bank Transaction Entry	WDL000001793	Amcobi	91.72
1/21/2025	CMTRX00000184	Bank Transaction Entry	WDL000001794	Amcobi	90.04
1/21/2025	CMTRX00000184	Bank Transaction Entry	WDL000001795	Amcobi	89.20
1/21/2025	CMTRX00000184	Bank Transaction Entry	WDL000001796	Amcobi	85.00
1/23/2025	CMTRX00000184	Bank Transaction Entry	WDL000001818	Paycom	75,167.22
1/27/2025	CMTRX00000184	Bank Transaction Entry	WDL000001797	Anthem	15,270.85
1/31/2025	CMTRX00000184	Bank Transaction Entry	WDL000001808	Xfinity	13.23
1/31/2025	CMTRX00000184	Bank Transaction Entry	WDL000001809	Comcast	193.35

Total ACHs:	35		Total Amount of ACHs:	\$ 200,803.14
--------------------	-----------	--	------------------------------	----------------------

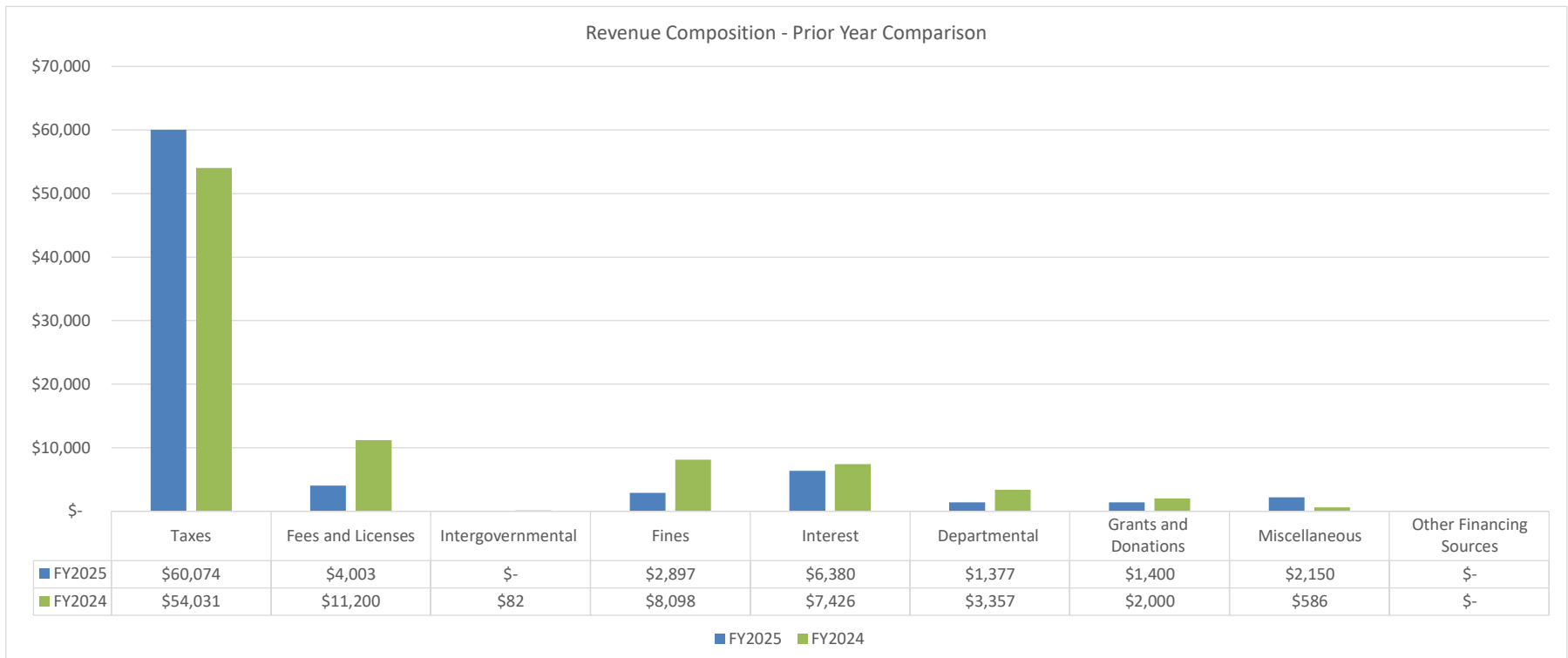
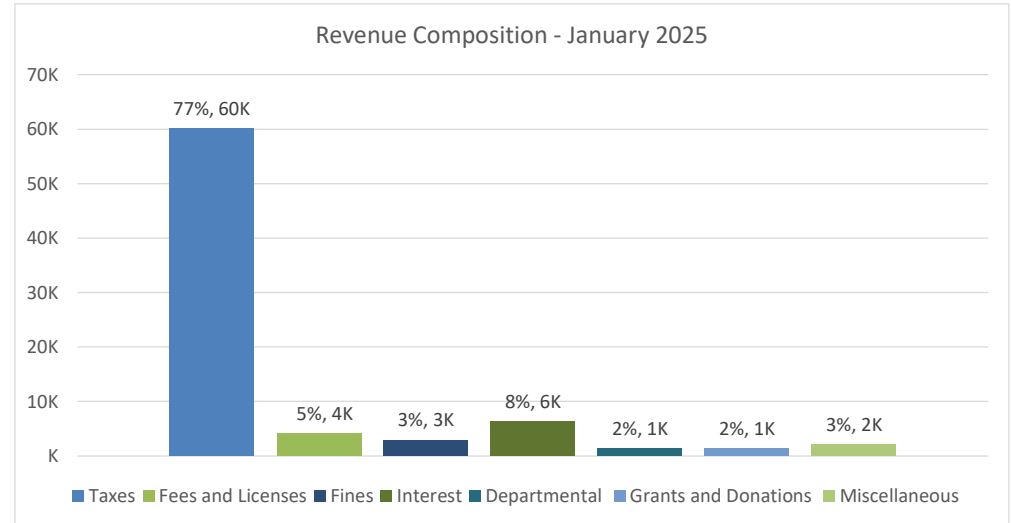
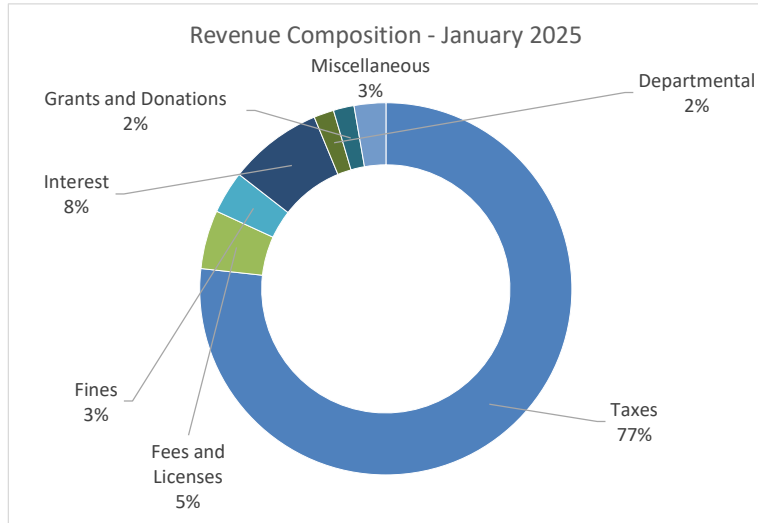


Charts
January 2025

TOWN OF PALMER LAKE

REVENUE CHARTS GENERAL FUND

For the One Month Ended January 31, 2025
UNAUDITED



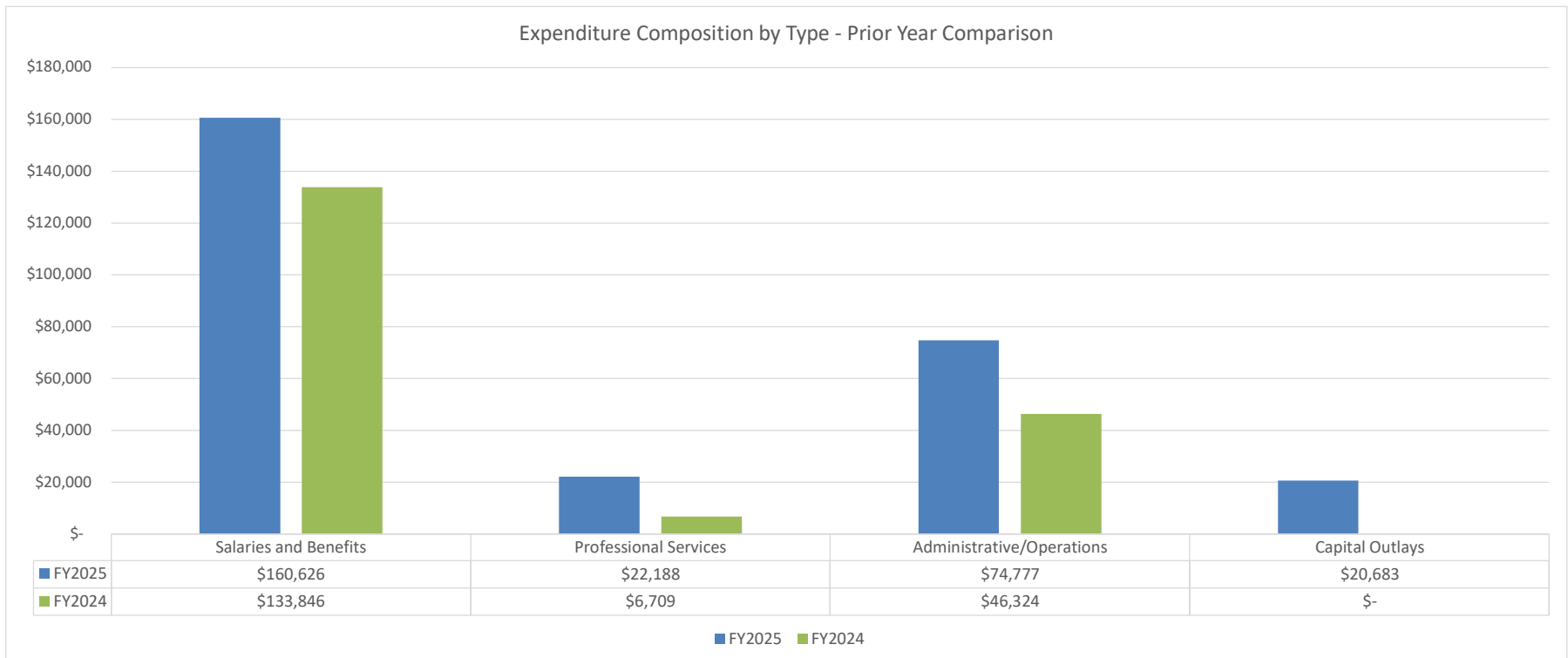
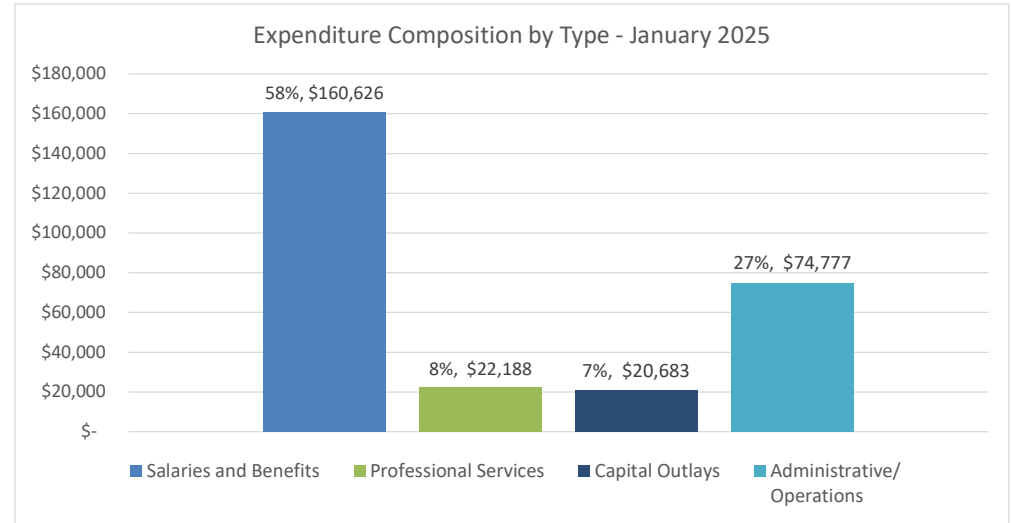
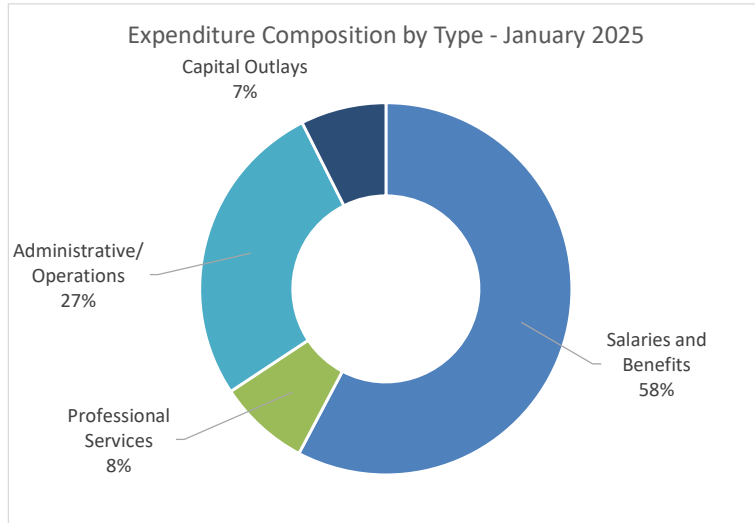
TOWN OF PALMER LAKE

EXPENDITURE CHARTS

GENERAL FUND

For the One Month Ended January 31, 2025

UNAUDITED



TOWN OF PALMER LAKE

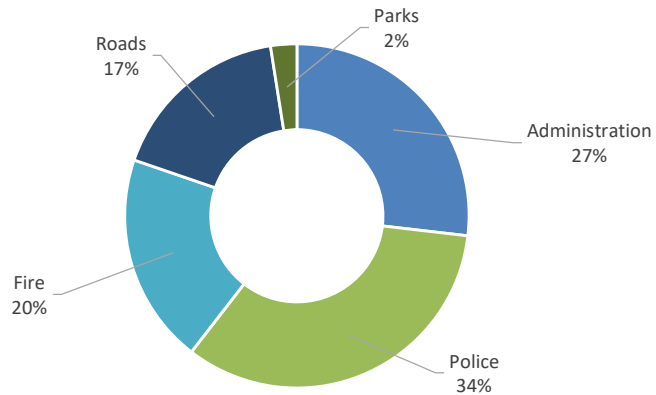
EXPENDITURE CHARTS

GENERAL FUND

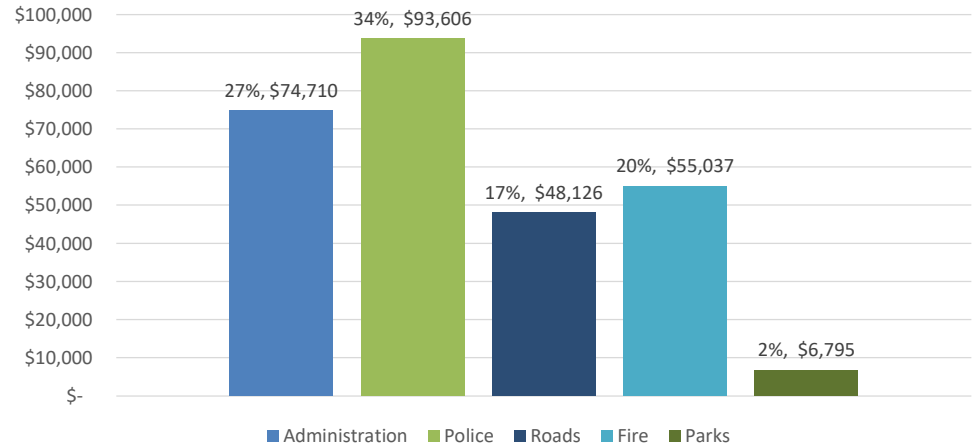
For the One Month Ended January 31, 2025

UNAUDITED

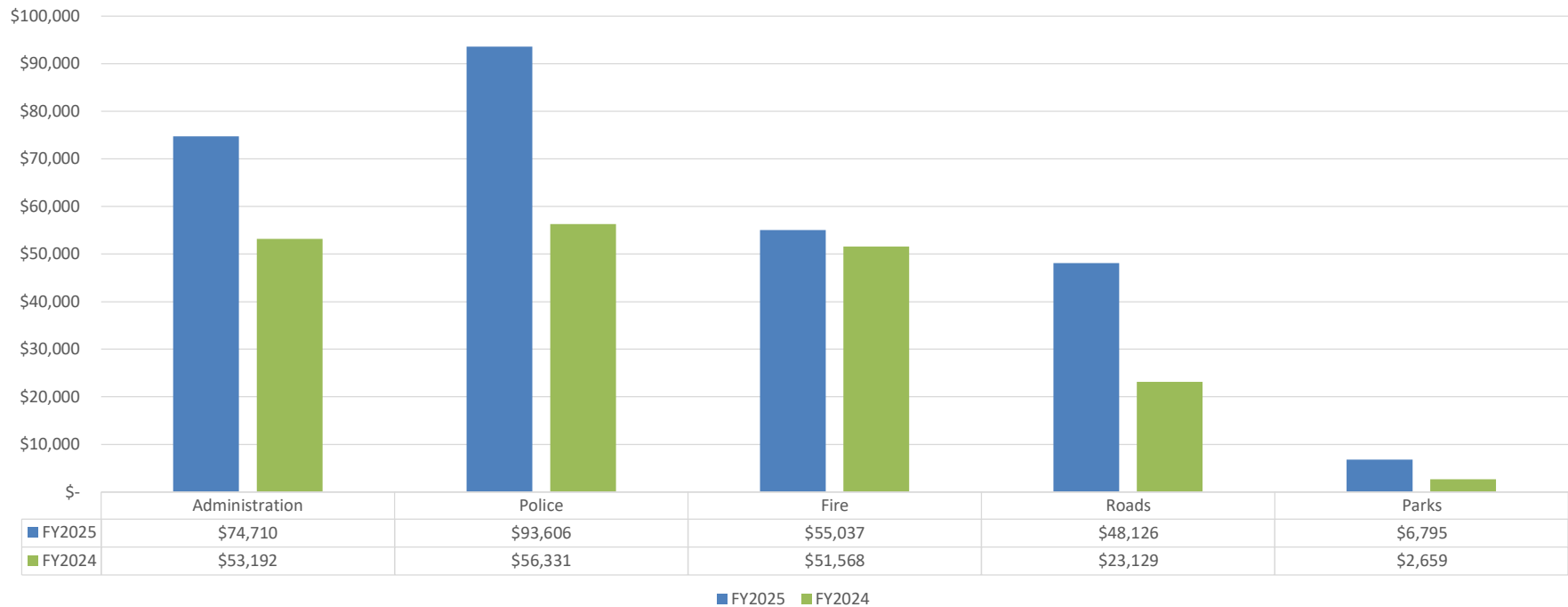
Expenditure Composition by Department - January 2025



Expenditure Composition by Department - January 2025



Expenditure Composition by Department - Prior Year Comparison



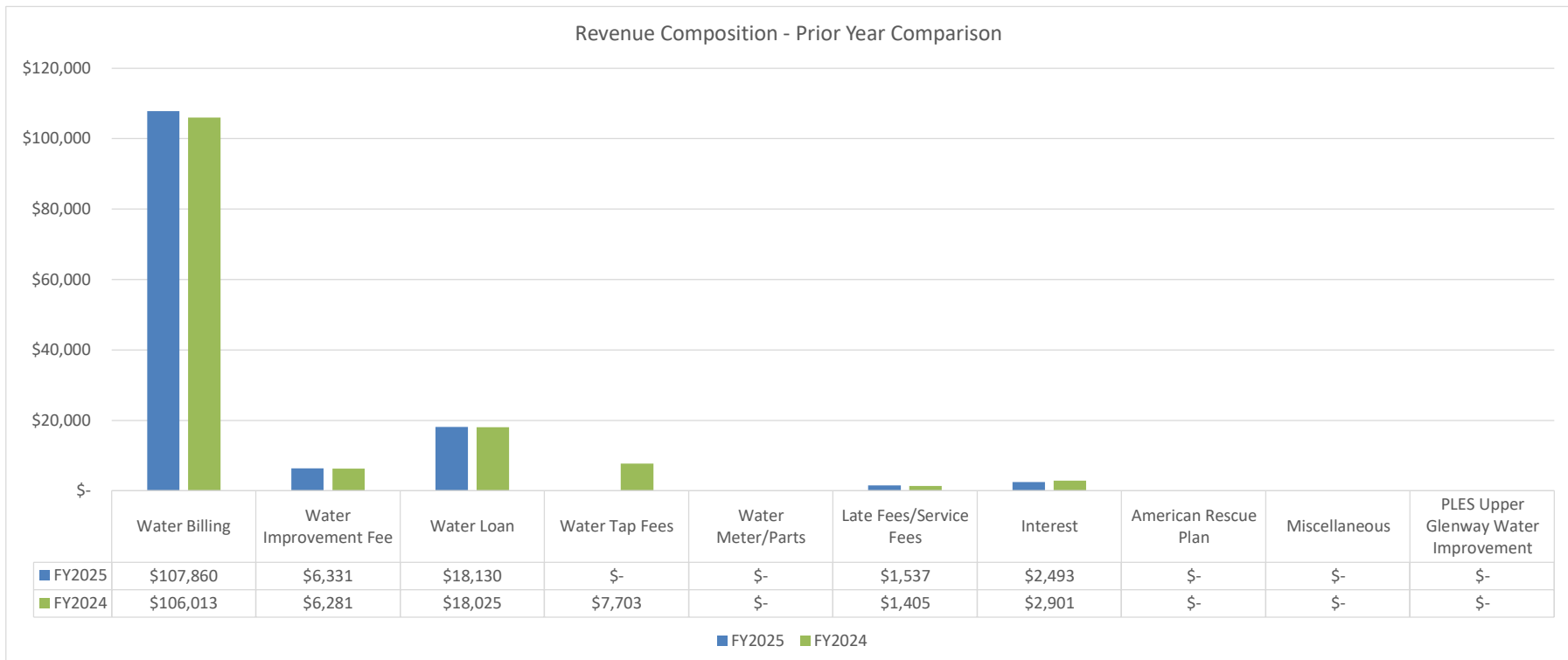
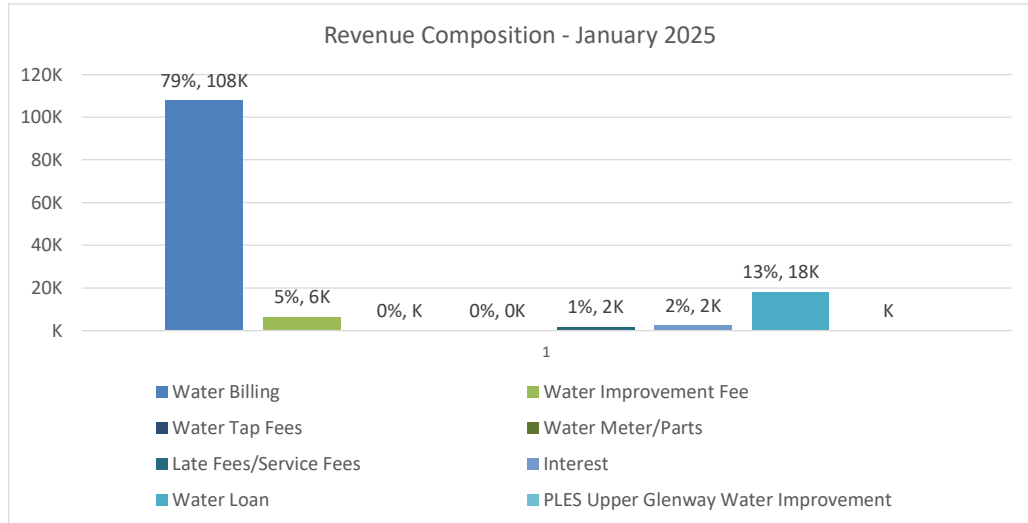
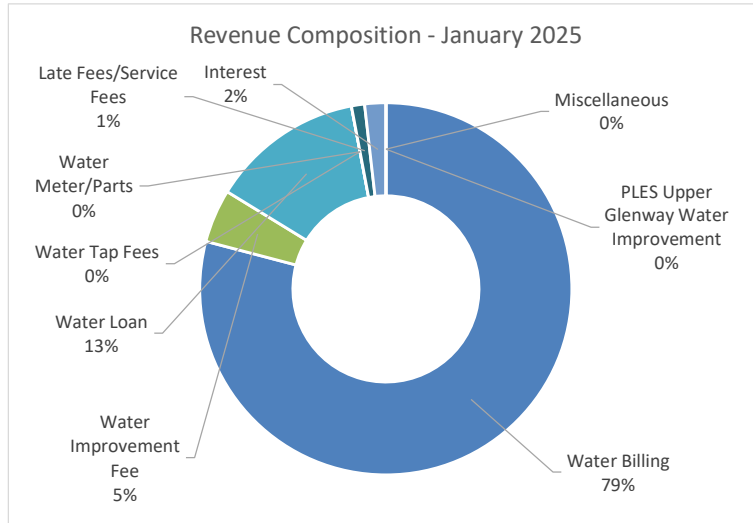
TOWN OF PALMER LAKE

REVENUE CHARTS

WATER ENTERPRISE FUND

For the One Month Ended January 31, 2025

UNAUDITED



TOWN OF PALMER LAKE

EXPENDITURE CHARTS

WATER ENTERPRISE FUND

For the One Month Ended January 31, 2025

UNAUDITED

