



TOWN OF PALMER LAKE

Financial Statements

July 2024

Unaudited



Schedule of Cash Position July 2024

TOWN OF PALMER LAKE
Schedule of Cash Position
July 2024

FINANCIAL INSTITUTION	ACCOUNT NAME	CHECKING / SAVINGS	BANK RATE	BALANCE
GENERAL FUND				
GENERAL FUND OPERATING:				
Community Banks of CO	General Fund Operating	Checking	n/a	\$ 2,709,668
GENERAL FUND RESERVES:				
Colorado Trust (ColoTrust) <i>* Operating Reserve - 3 months (\$752,109)</i>	General Fund Reserve	Savings	5.42%	\$ 1,548,512
Colorado Trust (ColoTrust)	Police Reserve	Savings	5.42%	\$ 7
Colorado Trust (ColoTrust)	Fire Reserve	Savings	5.42%	\$ 65,812
Colorado Trust (ColoTrust)	Roads Reserve	Savings	5.42%	\$ 10,960
General Fund Reserves Subtotal				<u>\$ 1,625,291</u>
General Fund Accounts Total				<u><u>\$ 4,334,959</u></u>
WATER FUND				
WATER FUND OPERATING:				
Community Banks of CO	Water Fund Operating	Checking	n/a	\$ 1,096,256
WATER FUND RESERVES:				
Colorado Trust (ColoTrust)	Water Reserve	Savings	5.42%	\$ 197,249
Colorado Trust (ColoTrust)	Water Cap Imp Reserve	Savings	5.42%	\$ 219,202
RESTRICTED FUNDS (WATER FUND):				
Colorado Trust (ColoTrust) <i>* Restricted - Loan Reserve - 3 months (\$224,600)</i>	Water Loan Reserve	Savings	5.42%	\$ 218,522
Water Fund Accounts Total				<u><u>\$ 1,731,229</u></u>
CONSERVATION TRUST FUND				
CONSERVATION TRUST FUND:				
Colorado Trust (ColoTrust)	CTF Reserve	Savings	5.42%	\$ 29,968
Conservation Trust Fund Account Total				<u><u>\$ 29,968</u></u>



Financial Reports

July 2024

TOWN OF PALMER LAKE

SCHEDULE OF REVENUE, EXPENDITURES AND CHANGES IN FUND BALANCE - BUDGET AND ACTUAL GENERAL FUND

For the Seven Months Ended July 31, 2024
UNAUDITED

	2024 Adopted Budget	Actual	Variance Favorable (Unfavorable)	Percent of Budget (YTD 58%)
REVENUE				
Taxes	\$ 2,794,447	\$ 2,453,615	\$ (340,832)	88%
Fees and Licenses	291,025	149,599	(141,426)	51%
Intergovernmental	7,000	8,658	1,658	124%
Fines	65,000	33,303	(31,697)	51%
Interest	80,000	56,695	(23,305)	71%
Departmental	65,000	41,348	(23,652)	64%
Grants and Donations	1,385,959	162,687	(1,223,272)	12%
Miscellaneous	70,000	25,742	(44,258)	37%
Total Revenue	\$ 4,758,431	\$ 2,931,647	\$ (1,826,784)	62%
EXPENDITURES				
Administration				
Salaries and Benefits	\$ 246,873	\$ 116,186	\$ 130,687	47%
Professional Services	373,000	153,766	219,234	41%
Administrative/Operations	332,936	145,382	187,554	44%
Capital Outlays	10,000	6,017	3,983	60%
Total Administration	\$ 962,809	\$ 421,351	\$ 541,458	44%
Police Department				
Salaries and Benefits	\$ 674,622	\$ 368,933	\$ 305,689	55%
Professional Services	112,600	20,872	91,728	19%
Administrative/Operations	86,845	78,675	8,170	91%
Capital Outlays	80,000	72,950	7,050	91%
Total Police Department	\$ 954,067	\$ 541,430	\$ 412,637	57%
Fire Department				
Salaries and Benefits	\$ 630,741	\$ 352,264	\$ 278,477	56%
Professional Services	10,000	10,514	(514)	105%
Administrative/Operations	128,600	51,627	76,973	40%
Capital Outlays	-	35,145	(35,145)	0%
Total Fire Department	\$ 769,341	\$ 449,550	\$ 319,791	58%
Public Works Department - Roads				
Salaries and Benefits	\$ 334,898	\$ 144,621	\$ 190,277	43%
Professional Services	40,300	5,270	35,030	13%
Administrative/Operations	167,500	63,700	103,800	38%
Capital Outlays	1,673,580	101,355	1,572,225	6%
Total Roads Department	\$ 2,216,278	\$ 314,946	\$ 1,901,332	14%
Public Works Department - Parks				
Administrative/Operations	\$ 42,100	\$ 22,155	\$ 19,945	53%
Capital Outlays	\$ 31,000	\$ 24,800	\$ 6,200	80%
Total Parks Department	\$ 73,100	\$ 46,955	\$ 26,145	64%
Total Expenditures	\$ 4,975,596	\$ 1,774,232	\$ 3,201,364	36%
EXCESS OF REVENUE OVER (UNDER)				
EXPENDITURES	\$ (217,165)	\$ 1,157,415	\$ 1,374,580	
FUND BALANCE - BEGINNING OF YEAR		\$ 3,651,518		
FUND BALANCE - END OF YEAR		\$ 4,808,933		

Recommended Operating Reserve - 3 months

752,109

TOWN OF PALMER LAKE

SCHEDULE OF REVENUE, EXPENDITURES AND CHANGES IN FUNDS AVAILABLE - BUDGET AND ACTUAL

WATER ENTERPRISE FUND

For the Seven Months Ended July 31, 2024

UNAUDITED

	2024 Adopted Budget	Actual	Variance Favorable (Unfavorable)	Percent of Budget (YTD 58%)
REVENUE				
Water Billing	\$ 1,375,000	\$ 790,576	\$ (584,424)	57%
Water Improvement Fee	74,000	44,016	(29,984)	59%
Water Loan	216,000	126,164	(89,836)	58%
Water Tap Fees	72,000	16,542	(55,458)	23%
Water Meter/Parts	2,550	-	(2,550)	0%
Late Fees/Service Fees	16,000	11,999	(4,001)	75%
Interest	24,000	19,838	(4,162)	83%
American Rescue Plan	103,669	103,669	-	100%
PLES Upper Glenway Water Improvement	101,520	-	(101,520)	0%
Total Revenue	\$ 1,984,739	\$ 1,112,804	\$ (871,935)	56%
EXPENDITURES				
Salaries and Benefits	\$ 519,749	\$ 259,307	\$ 260,442	50%
Professional Services	137,000	46,927	90,073	34%
Administrative/Operations	438,300	253,832	184,468	58%
Capital Outlays	649,290	263,130	386,160	41%
Debt Service	207,179	91,570	115,609	44%
Total Expenditures	\$ 1,951,518	\$ 914,766	\$ 1,036,752	47%
EXCESS OF REVENUE OVER (UNDER) EXPENDITURES				
	\$ 33,221	\$ 198,038	\$ 164,817	
FUND BALANCE - BEGINNING OF YEAR		\$ 1,316,293		
FUND BALANCE - END OF YEAR		\$ 1,514,331		
Less: Restricted Operating Reserve - 3 months		(224,600)	<i>Note 1</i>	
FUND BALANCE - END OF YEAR - Unrestricted		\$ 1,289,731		

Note 1: CWR&PDA Loan Requirement

TOWN OF PALMER LAKE

STATEMENT OF REVENUE, EXPENDITURES AND CHANGES IN FUND BALANCE - BUDGET AND ACTUAL CONSERVATION TRUST FUND For the Seven Months Ended July 31, 2024 UNAUDITED

	2024 Adopted Budget	Actual	Variance Favorable (Unfavorable)	Percent of Budget (YTD 58%)
REVENUE				
State Shared Revenue	\$ 36,140	\$ 17,783	\$ (18,357)	49%
Interest	1,200	936	(264)	78%
Total Revenue	<u>\$ 37,340</u>	<u>\$ 18,719</u>	<u>\$ (18,621)</u>	<u>50%</u>
EXPENDITURES				
Salaries and Benefits	\$ 14,380	\$ -	\$ 14,380	0%
Administrative/Operations	3,000	-	3,000	0%
Capital Outlays	19,000	-	19,000	0%
Total Expenditures	<u>\$ 36,380</u>	<u>\$ -</u>	<u>\$ 36,380</u>	<u>0%</u>
NET CHANGE IN FUND BALANCE	<u>\$ 960</u>	<u>\$ 18,719</u>	<u>\$ 17,759</u>	
FUND BALANCE - BEGINNING OF YEAR		<u>\$ 59,044</u>		
FUND BALANCE - END OF YEAR - Restricted		<u><u>\$ 77,763</u></u>		



Accounts Payable Reports July 2024

Ranges: From: To: From: To:
 Check Number First Last Check Date 7/1/2024 7/31/2024
 Vendor ID First Last Checkbook ID First Last
 Vendor Name First Last

Sorted By: Check Number

* Voided Checks

Check Number	Vendor ID	Vendor Check Name	Check Date	Checkbook ID	Audit Trail Code	Amount
* 49922	AIRGAS	AIRGAS USA, LLC	7/9/2024	COBANK-CKG 9495	PMCHK00000173	\$89.29
49923	AMCOBIIT	AMCOBI	7/9/2024	COBANK-CKG 9495	PMCHK00000173	\$3,827.50
49924	BROOKSPLUMBING	BROOKS PLUMBING & HEATING, INC	7/9/2024	COBANK-CKG 9495	PMCHK00000173	\$6,127.00
49925	BUZZBLOOM	BUZZ BLOOM	7/9/2024	COBANK-CKG 9495	PMCHK00000173	\$80.00
49926	CITYOFFORTCOLLI	CITY OF FORT COLLINS	7/9/2024	COBANK-CKG 9495	PMCHK00000173	\$90.00
49927	COLORADODIVISIO	COLORADO DIVISION OF FIRE PREV	7/9/2024	COBANK-CKG 9495	PMCHK00000173	\$40.00
49928	COLORADORURALWA	Colorado Rural Water Associati	7/9/2024	COBANK-CKG 9495	PMCHK00000173	\$1,025.00
49929	COMMUNITYCONSUL	COMMUNITY CONSULTING, LLC	7/9/2024	COBANK-CKG 9495	PMCHK00000173	\$5,761.25
49930	COREANDMAIN	CORE & MAIN LLP	7/9/2024	COBANK-CKG 9495	PMCHK00000173	\$1,365.68
49931	ELPASOCOUNTYTRE	EL PASO COUNTY TREASURER	7/9/2024	COBANK-CKG 9495	PMCHK00000173	\$194.72
49932	ESO	ESO SOLUTIONS, INC.	7/9/2024	COBANK-CKG 9495	PMCHK00000173	\$208.53
49933	EVOQUA	EVOQUA WATER TECHNOLOGIES LLC	7/9/2024	COBANK-CKG 9495	PMCHK00000173	\$1,513.00
49934	FUELCHURCH	FUEL CHURCH	7/9/2024	COBANK-CKG 9495	PMCHK00000173	\$75.00
49935	HACHCOMPANY	HACH COMPANY	7/9/2024	COBANK-CKG 9495	PMCHK00000173	\$1,553.03
49936	HOMEDEPOTCREDIT	HOME DEPOT CREDIT SERVICES	7/9/2024	COBANK-CKG 9495	PMCHK00000173	\$1,425.85
49937	IHEARTMEDIA	IHEARTMEDIA	7/9/2024	COBANK-CKG 9495	PMCHK00000173	\$550.00
49938	INTERSTATECHEMI	INTERSTATE CHEMICAL CO., INC	7/9/2024	COBANK-CKG 9495	PMCHK00000173	\$2,299.30
49939	KELLYBOOKSLLC	KellyBooks LLC	7/9/2024	COBANK-CKG 9495	PMCHK00000173	\$4,893.75
49940	KIMBRLEIMCCAIN	KIMBRLEI MCCAIN	7/9/2024	COBANK-CKG 9495	PMCHK00000173	\$75.00
49941	OREILLY	O'REILLY	7/9/2024	COBANK-CKG 9495	PMCHK00000173	\$47.97
49942	ORKIN	Orkin	7/9/2024	COBANK-CKG 9495	PMCHK00000173	\$723.90
49943	STERICYCLE	STERICYCLE, INC.	7/9/2024	COBANK-CKG 9495	PMCHK00000173	\$40.52
49944	T2SYSTEMS	T2 SYSTEMS CANADA INC.	7/9/2024	COBANK-CKG 9495	PMCHK00000173	\$70.00
49945	UNCC	UTILITY NOTIFICATION CENTER OF	7/9/2024	COBANK-CKG 9495	PMCHK00000173	\$32.25
49946	WANIKAALCANTARA	WANIKA ALCANTARA	7/9/2024	COBANK-CKG 9495	PMCHK00000173	\$150.00
49947	AIRGAS	AIRGAS USA, LLC	7/9/2024	COBANK-CKG 9495	PMCHK00000174	\$89.29
49948	AT&TMOBILITY	AT & T MOBILITY	7/11/2024	COBANK-CKG 9495	PMCHK00000175	\$3,257.48
49949	COLORADODIVISIO	COLORADO DIVISION OF FIRE PREV	7/11/2024	COBANK-CKG 9495	PMCHK00000175	\$90.00
49950	CKT	COMMON KNOWLEDGE TECHNOLOGY	7/11/2024	COBANK-CKG 9495	PMCHK00000175	\$2,713.25
49951	COMMUNITYMATTER	COMMUNITY MATTERS INSTITUTE	7/11/2024	COBANK-CKG 9495	PMCHK00000175	\$11,287.50
49952	E470PUBLICHWY	E-470 PUBLIC HIGHWAY AUTHORITY	7/11/2024	COBANK-CKG 9495	PMCHK00000175	\$4.69
49953	GALLS	GALLS, LLC	7/11/2024	COBANK-CKG 9495	PMCHK00000175	\$112.00
49954	JAN-PROFRANCHIS	JAN-PRO FRANCHISE DEVELOPMENT	7/11/2024	COBANK-CKG 9495	PMCHK00000175	\$267.75
49955	KROBLAWOFFICES	KROB LAW OFFICE, LLC	7/11/2024	COBANK-CKG 9495	PMCHK00000175	\$16,852.50
49956	MCCORDSGARDENCE	MCCORD'S GARDEN CENTER AND LAN	7/11/2024	COBANK-CKG 9495	PMCHK00000175	\$55.86
49957	MYFLEETCENTER	MYFLEETCENTER	7/11/2024	COBANK-CKG 9495	PMCHK00000175	\$209.48
49958	PALMERLAKESANIT	PALMER LAKE SANITATION	7/11/2024	COBANK-CKG 9495	PMCHK00000175	\$2,713.36
49959	PITNEYBOWES	PITNEY BOWES GLOBAL FINANCIAL	7/11/2024	COBANK-CKG 9495	PMCHK00000175	\$86.73
49960	KNASTERTECHNOLO	THE KNASTER TECHNOLOGY GROUP	7/11/2024	COBANK-CKG 9495	PMCHK00000175	\$1,555.00
49961	USDEPTTREASURY	U.S. Department of the Treasur	7/11/2024	COBANK-CKG 9495	PMCHK00000175	\$331.25
49962	APRILFULLMAN	APRIL FULLMAN	7/18/2024	COBANK-CKG 9495	PMCHK00000176	\$75.00
49963	CHAVEZCONSULTIN	CHAVEZ CONSULTING INC., LLC	7/18/2024	COBANK-CKG 9495	PMCHK00000176	\$1,162.50
49964	CIRSA	CIRSA	7/18/2024	COBANK-CKG 9495	PMCHK00000176	\$2,500.00
49965	ERICBRODY	ERIC BRODY	7/18/2024	COBANK-CKG 9495	PMCHK00000176	\$75.00
49966	JENNIFERFONSECA	JENNIFER FONSECA	7/18/2024	COBANK-CKG 9495	PMCHK00000176	\$75.00
49967	MUNICIPALTREATM	MUNICIPAL TREATMENT EQUIPMENT	7/18/2024	COBANK-CKG 9495	PMCHK00000176	\$4,368.66
49968	NEVADATAPMASTER	NEVADA TAP MASTER, INC.	7/18/2024	COBANK-CKG 9495	PMCHK00000176	\$850.00
49969	PALMERLAKEELEME	Palmer Lake Elementary PTO	7/18/2024	COBANK-CKG 9495	PMCHK00000176	\$75.00
49970	RHINEHARTOIL	PARKLAND USA CORPORATION	7/18/2024	COBANK-CKG 9495	PMCHK00000176	\$3,444.97
49971	PIPESTONEEQUIPM	PIPESTONE EQUIPMENT	7/18/2024	COBANK-CKG 9495	PMCHK00000176	\$6,061.00
49972	QUINTONTURNER	QUINTON TURNER	7/18/2024	COBANK-CKG 9495	PMCHK00000176	\$75.00
49973	RAMPARTSUPPLY	RAMPART SUPPLY	7/18/2024	COBANK-CKG 9495	PMCHK00000176	\$218.75
49974	REPUBLICSERVICE	REPUBLIC SERVICES #653	7/18/2024	COBANK-CKG 9495	PMCHK00000176	\$1,270.61
49975	WITMERPUBLIC	WITMER PUBLIC SAFETY GROUP INC	7/18/2024	COBANK-CKG 9495	PMCHK00000176	\$115.14
49976	ANDREW RUDNICKI	ANDREW RUDNICKI	7/25/2024	COBANK-CKG 9495	PMCHK00000177	\$50.00
49977	BIGOTIRES	LEEDS WEST GROUPS DBA BIG O TI	7/25/2024	COBANK-CKG 9495	PMCHK00000177	\$1,469.68

* Voided Checks

Check Number	Vendor ID	Vendor Check Name	Check Date	Checkbook ID	Audit Trail Code	Amount
49978	CITINTERNATIONA	CIT INTERNATIONAL	7/25/2024	COBANK-CKG 9495	PMCHK00000177	\$625.00
49979	COLORADODIVISIO	COLORADO DIVISION OF FIRE PREV	7/25/2024	COBANK-CKG 9495	PMCHK00000177	\$30.00
49980	CRYSTALARAGON	CRYSTAL ARAGON	7/25/2024	COBANK-CKG 9495	PMCHK00000177	\$75.00
49981	ENVIROTECH	ENVIROTECH SERVICES, INC.	7/25/2024	COBANK-CKG 9495	PMCHK00000177	\$4,812.86
49982	GRACEMCNEIL	GRACE MCNEIL	7/25/2024	COBANK-CKG 9495	PMCHK00000177	\$117.92
49983	CICCOLELLAJOHN	JOHN CICCOLELLA	7/25/2024	COBANK-CKG 9495	PMCHK00000177	\$320.00
49984	KYLELUCAS	KYLE LUCAS	7/25/2024	COBANK-CKG 9495	PMCHK00000177	\$75.00
49985	MIDWESTBARRICAD	MIDWEST BARRICADE CO., INC.	7/25/2024	COBANK-CKG 9495	PMCHK00000177	\$1,212.50
49986	OASISLANDSCAPE	OASIS LANDSCAPE & IRRIGATION I	7/25/2024	COBANK-CKG 9495	PMCHK00000177	\$2,320.67
49987	ORKIN	Orkin	7/25/2024	COBANK-CKG 9495	PMCHK00000177	\$495.25
49988	SGS	SGS NORTH AMERICA, INC.	7/25/2024	COBANK-CKG 9495	PMCHK00000177	\$265.58
49989	XEROX	XEROX BUSINESS SOLUTIONS SOUTH	7/25/2024	COBANK-CKG 9495	PMCHK00000177	\$73.61
REMIT0000000000000003	CENTURYLINK	CENTURYLINK	7/25/2024		PMCHK00000177	\$0.00
Total Checks: 69						Total Amount of Checks: \$104,105.09

Town of Palmer Lake
 ACH REGISTER REPORT
 Payables Management

ACH Date From: To:
 7/1/2024 7/1/2024 7/31/2024
 Checkbook ID COBANK-CKG 9495 COBANK-CKG 9495

Sorted By: Date

Trx Date	Orig. Audit Trail	Distribution Reference	Orig. Master Number	Orig. Master Name	Amount
7/1/2024	CMTRX00000153	Bank Transaction Entry	WDL000001453	Xfinity	11.07
7/1/2024	CMTRX00000153	Bank Transaction Entry	WDL000001455	Comcast	193.35
7/2/2024	CMTRX00000151	Bank Transaction Entry	WDL000001417	PCS	1,914.03
7/3/2024	CMTRX00000151	Bank Transaction Entry	WDL000001422	Parking Kiosk Fee	221.94
7/5/2024	CMTRX00000151	Bank Transaction Entry	WDL000001419	FPPA	6,320.60
7/8/2024	CMTRX00000153	Bank Transaction Entry	WDL000001458	Humana	1,187.28
7/8/2024	CMTRX00000153	Bank Transaction Entry	WDL000001460	WEX Fuel	3,309.00
7/9/2024	CMTRX00000151	Bank Transaction Entry	WDL000001421	HealthEquity	7.50
7/9/2024	CMTRX00000153	Bank Transaction Entry	WDL000001443	Black Hills Energy	132.74
7/9/2024	CMTRX00000153	Bank Transaction Entry	WDL000001457	CORE Electric	10,811.06
7/11/2024	CMTRX00000151	Bank Transaction Entry	WDL000001415	Paycom	67,459.71
7/11/2024	CMTRX00000153	Bank Transaction Entry	WDL000001459	Pinnacol Assurance	7,523.00
7/15/2024	CMTRX00000153	Bank Transaction Entry	WDL000001444	Black Hills Energy	67.21
7/15/2024	CMTRX00000153	Bank Transaction Entry	WDL000001445	Black Hills Energy	35.81
7/15/2024	CMTRX00000153	Bank Transaction Entry	WDL000001446	Black Hills Energy	34.44
7/15/2024	CMTRX00000153	Bank Transaction Entry	WDL000001447	Black Hills Energy	31.63
7/15/2024	CMTRX00000153	Bank Transaction Entry	WDL000001448	Black Hills Energy	30.24
7/15/2024	CMTRX00000153	Bank Transaction Entry	WDL000001449	Black Hills Energy	25.35
7/15/2024	CMTRX00000153	Bank Transaction Entry	WDL000001450	Black Hills Energy	25.35
7/15/2024	CMTRX00000153	Bank Transaction Entry	WDL000001451	Black Hills Energy	25.35
7/16/2024	CMTRX00000156	Bank Transaction Entry	WDL000001470	Community Banks of Colorado	9.00
7/18/2024	CMTRX00000151	Bank Transaction Entry	WDL000001418	PCS	1,994.85
7/19/2024	CMTRX00000151	Bank Transaction Entry	WDL000001420	FPPA	6,565.94
7/22/2024	CMTRX00000152	Bank Transaction Entry	WDL000001430	Amcobi	1,205.91
7/22/2024	CMTRX00000152	Bank Transaction Entry	WDL000001431	Amcobi	598.71
7/22/2024	CMTRX00000152	Bank Transaction Entry	WDL000001432	Amcobi	211.24
7/22/2024	CMTRX00000152	Bank Transaction Entry	WDL000001433	Amcobi	179.05
7/22/2024	CMTRX00000152	Bank Transaction Entry	WDL000001434	Amcobi	148.60
7/22/2024	CMTRX00000152	Bank Transaction Entry	WDL000001435	Amcobi	113.53
7/22/2024	CMTRX00000152	Bank Transaction Entry	WDL000001436	Amcobi	99.40
7/22/2024	CMTRX00000152	Bank Transaction Entry	WDL000001437	Amcobi	93.40
7/22/2024	CMTRX00000153	Bank Transaction Entry	WDL000001440	Amcobi	91.72
7/22/2024	CMTRX00000153	Bank Transaction Entry	WDL000001441	Amcobi	90.04
7/22/2024	CMTRX00000153	Bank Transaction Entry	WDL000001442	Amcobi	85.00
7/22/2024	CMTRX00000153	Bank Transaction Entry	WDL000001452	Visa Cardmember Services	6,993.20
7/25/2024	CMTRX00000151	Bank Transaction Entry	WDL000001416	Paycom	63,346.05
7/26/2024	CMTRX00000155	Bank Transaction Entry	WDL000001469	Anthem	11,168.70
7/31/2024	CMTRX00000153	Bank Transaction Entry	WDL000001454	Xfinity	11.07
7/31/2024	CMTRX00000153	Bank Transaction Entry	WDL000001456	Comcast	193.35

Total ACHs: 39 **Total Amount of ACHs:** \$ 192,565.42

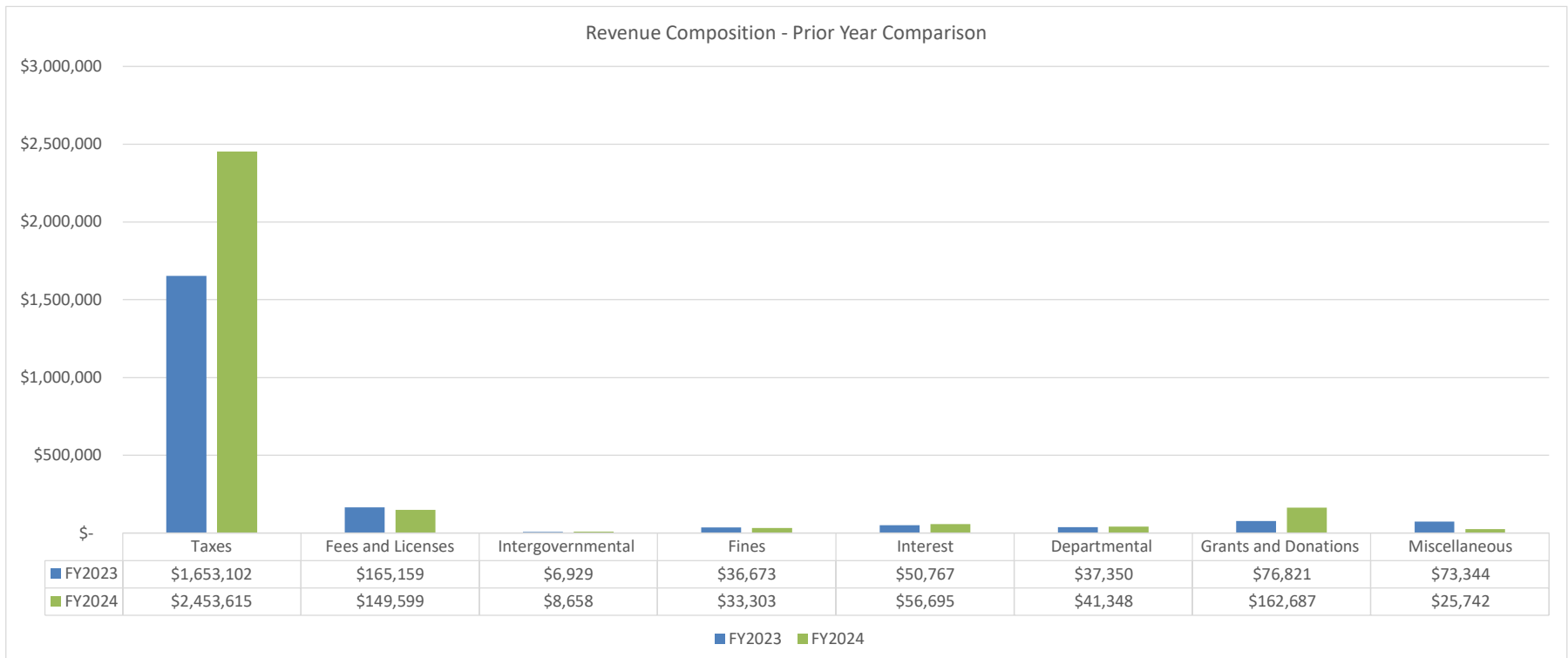
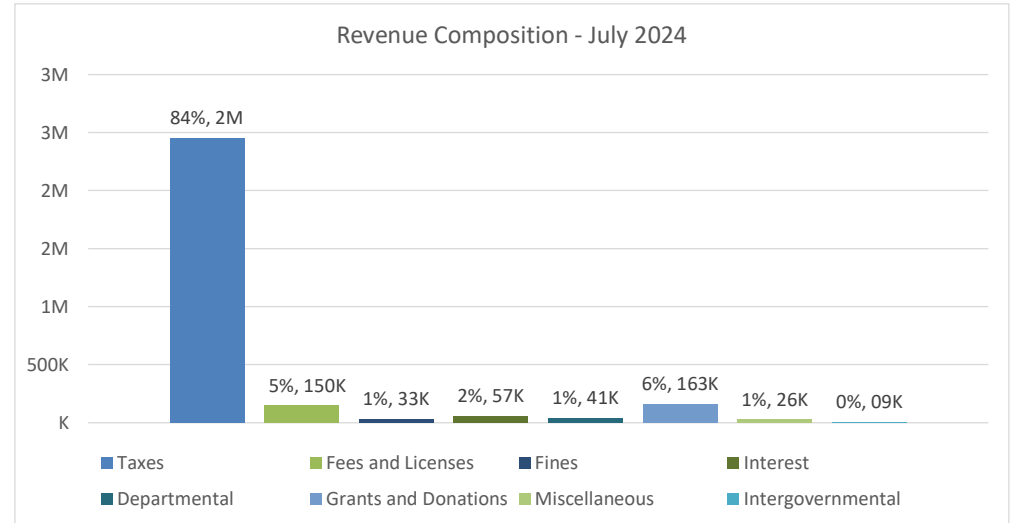
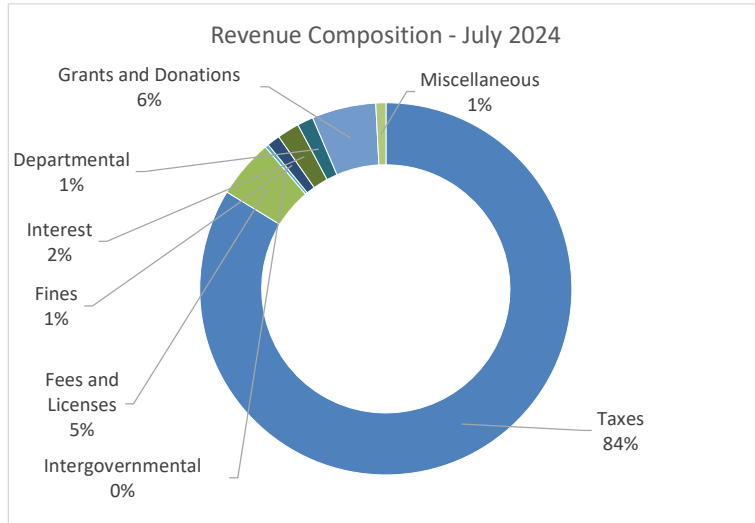


Charts
July 2024

TOWN OF PALMER LAKE

REVENUE CHARTS GENERAL FUND

For the Seven Months Ended July 31, 2024
UNAUDITED



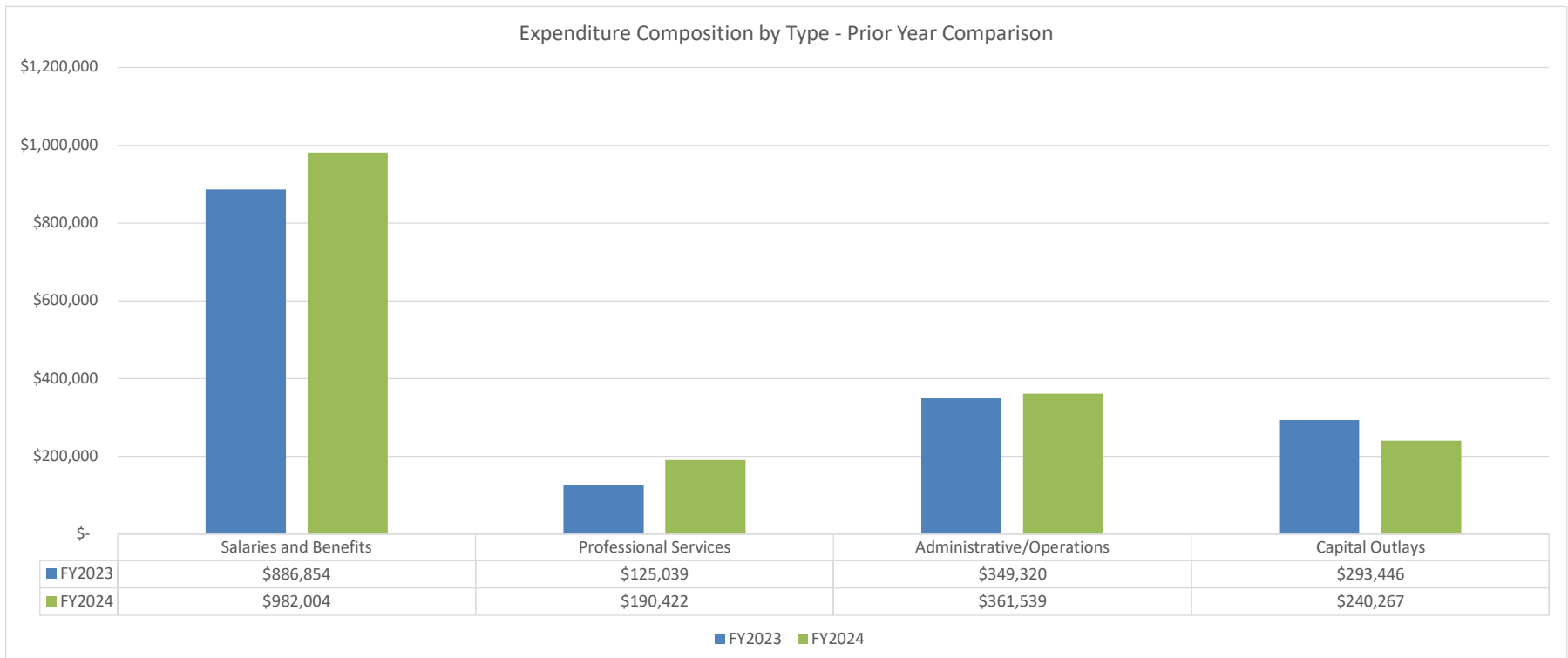
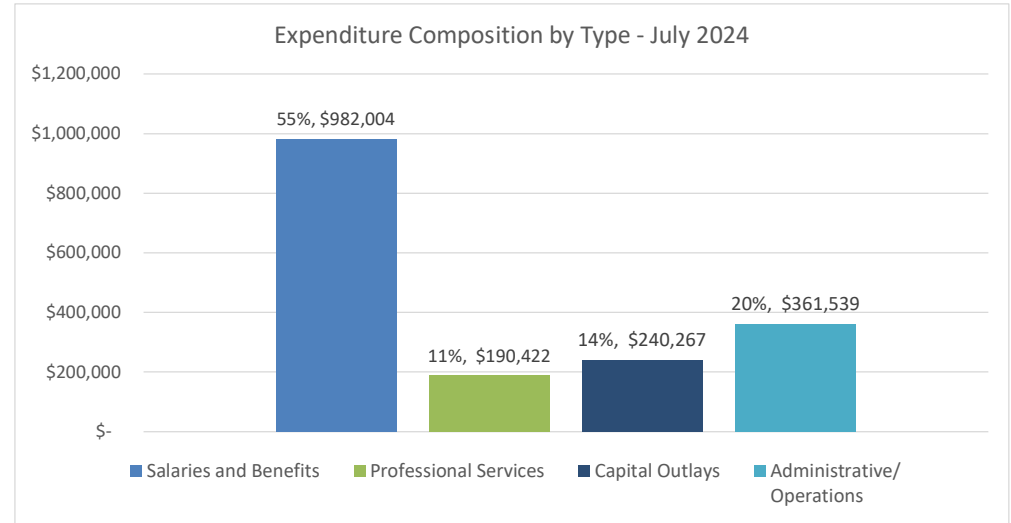
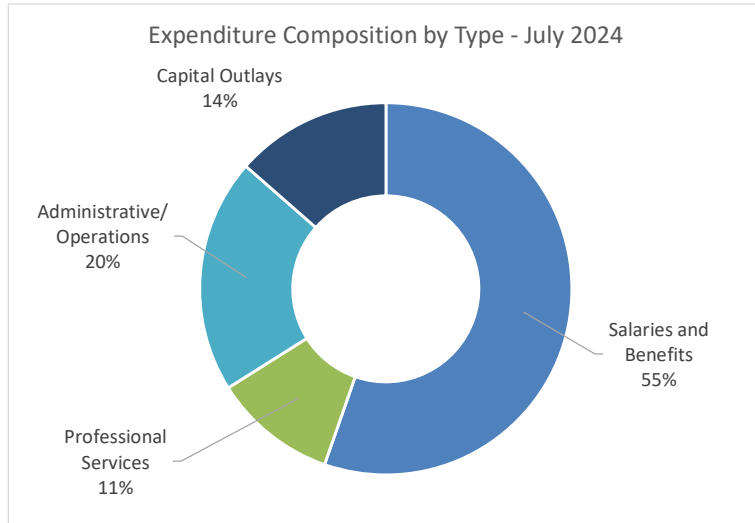
TOWN OF PALMER LAKE

EXPENDITURE CHARTS

GENERAL FUND

For the Seven Months Ended July 31, 2024

UNAUDITED



TOWN OF PALMER LAKE

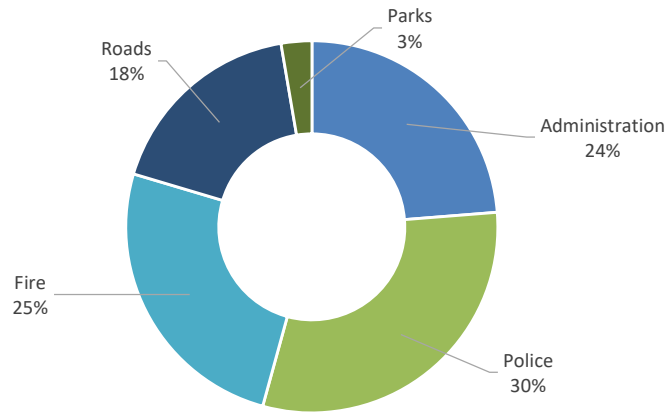
EXPENDITURE CHARTS

GENERAL FUND

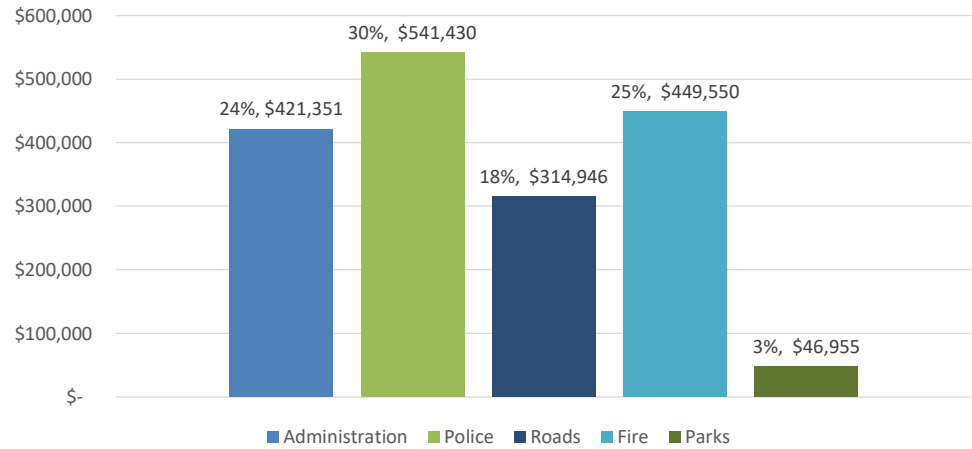
For the Seven Months Ended July 31, 2024

UNAUDITED

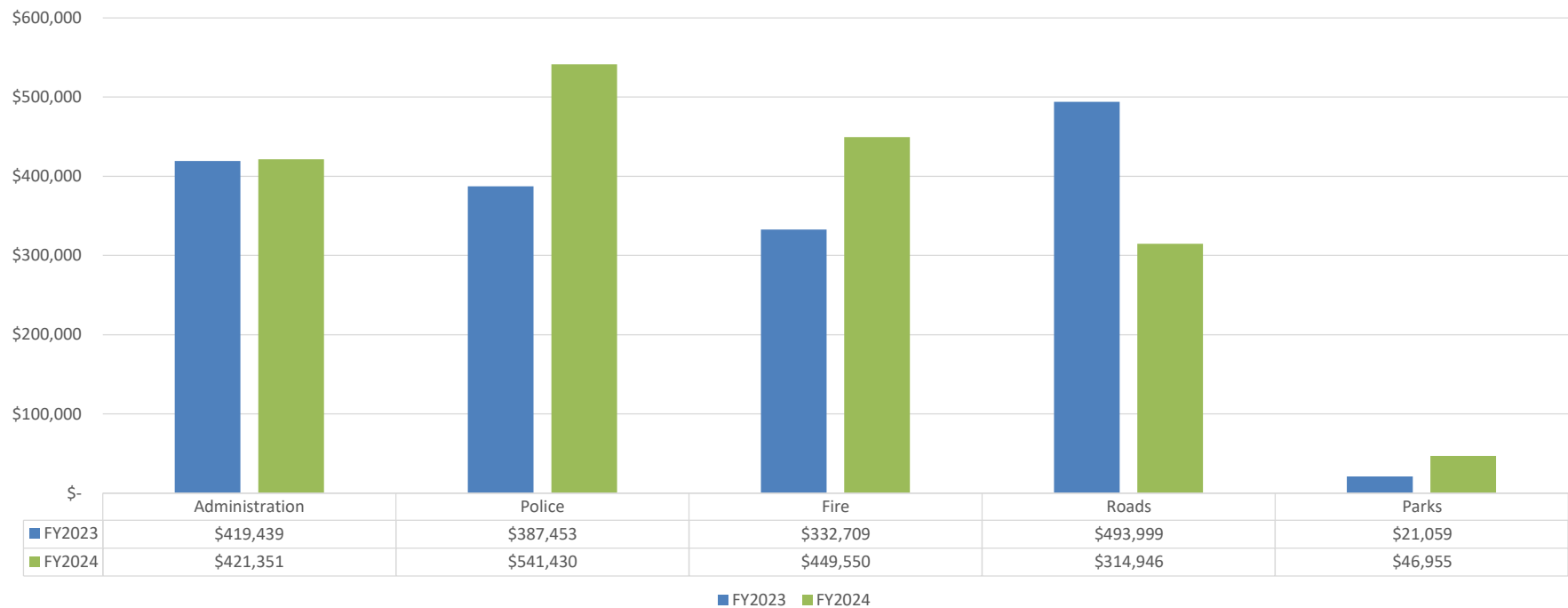
Expenditure Composition by Department - July 2024



Expenditure Composition by Department - July 2024



Expenditure Composition by Department - Prior Year Comparison



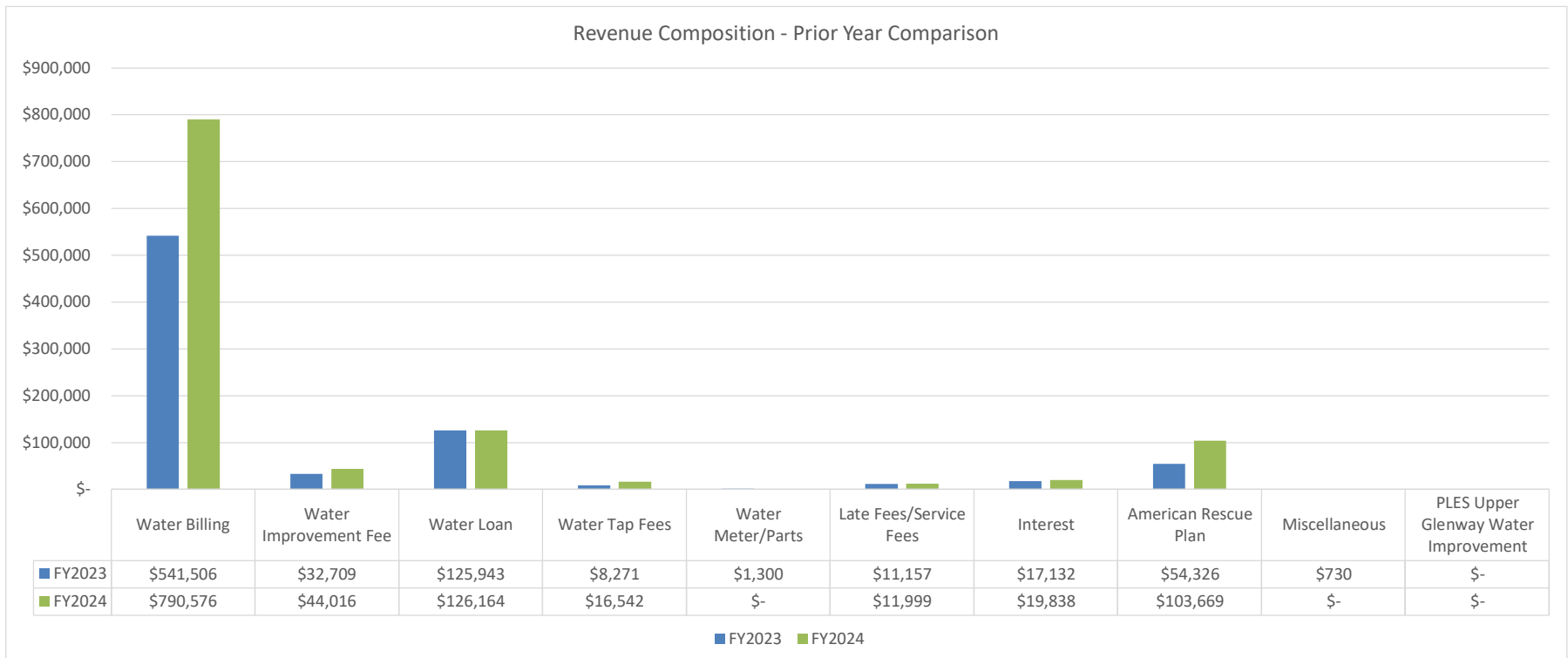
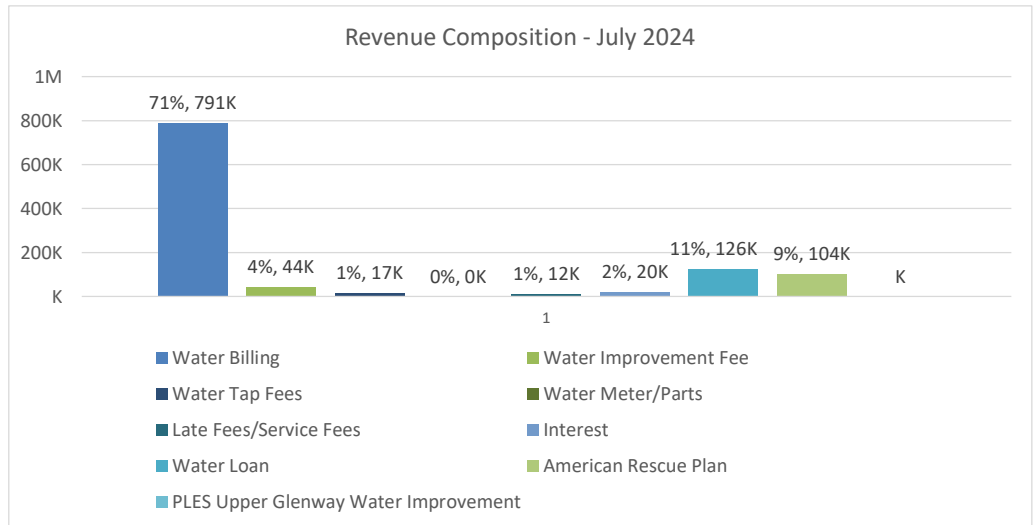
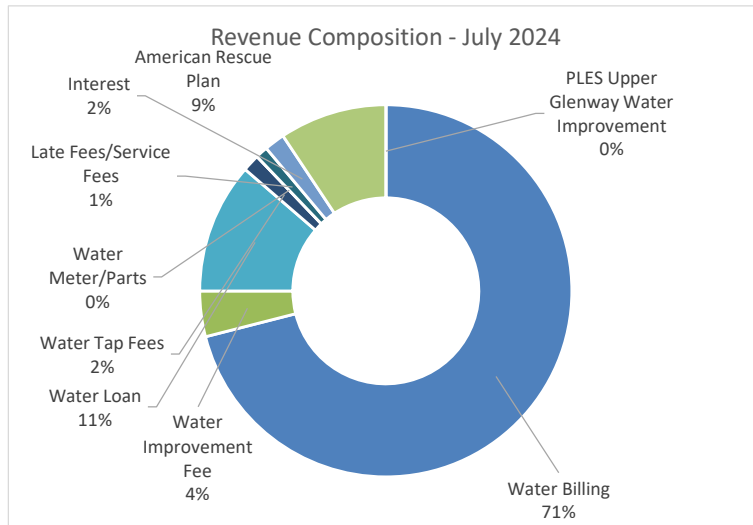
TOWN OF PALMER LAKE

REVENUE CHARTS

WATER ENTERPRISE FUND

For the Seven Months Ended July 31, 2024

UNAUDITED



TOWN OF PALMER LAKE

EXPENDITURE CHARTS WATER ENTERPRISE FUND For the Seven Months Ended July 31, 2024 UNAUDITED

