

TOWN OF PALMER LAKE

Financial Statements


August 2022

Unaudited



CASH POSITION

August 31, 2022



TOWN OF PALMER LAKE
Schedule of Cash Position
August 31, 2022

FINANCIAL INSTITUTION	TYPE OF ACCOUNT	CHECKING / SAVINGS	BANK RATE	BALANCE
OPERATING FUNDS:				
Community Banks of CO	General Fund Operating	Checking	n/a	\$ 1,614,655
<i>* Restricted - Operating Reserve - 3 months (\$582,475)</i>				
Community Banks of CO	Water Fund Operating	Checking	n/a	\$ 1,289,060
<i>* Restricted - Operating Reserve - 3 months (\$236,018)</i>				
Colorado Trust (ColoTrust)	General Fund	Savings	2.25%	\$ 982,534
Subtotal - Operating Funds				\$ 3,886,249
RESTRICTED FUNDS:				
Colorado Trust (ColoTrust)	Water Reserve 2010	Savings	2.25%	\$ 178,326
Colorado Trust (ColoTrust)	Water Loan Reserve	Savings	2.25%	\$ 198,624
Colorado Trust (ColoTrust)	Police CIP Reserve	Savings	2.25%	\$ 7
Colorado Trust (ColoTrust)	Fire CIP Reserve	Savings	2.25%	\$ 59,819
Colorado Trust (ColoTrust)	CTF Reserve	Savings	2.25%	\$ 27,239
Subtotal - Restricted Funds				\$ 464,015
TOTAL				\$ 4,350,264

GENERAL FUND

August 2022



TOWN OF PALMER LAKE

SCHEDULE OF REVENUE, EXPENDITURES AND CHANGES IN FUND BALANCE - BUDGET AND ACTUAL GENERAL FUND


For the Eight Months Ended August 31, 2022
UNAUDITED

	2022 Adopted Budget	Actual	Variance Favorable (Unfavorable)	Percent of Budget (YTD 67%)
REVENUE				
Taxes	\$ 2,090,342	\$ 1,813,436	\$ (276,906)	87%
Fees and Licenses	191,900	171,468	(20,432)	89%
Intergovernmental	14,100	7,073	(7,027)	50%
Fines	70,900	40,771	(30,129)	58%
Interest income	12,000	13,019	1,019	108%
Departmental	19,000	42,323	23,323	223%
Miscellaneous income	170,100	136,977	(33,123)	81%
Total Revenue	\$ 2,568,342	\$ 2,225,067	\$ (343,275)	87%
EXPENDITURES				
General and Administrative				
Salaries and Benefits	\$ 179,369	\$ 114,348	\$ 65,021	64%
Professional Services	315,785	261,752	54,033	83%
General Administration	605,730	384,062	221,668	63%
Total General and Administrative	\$ 1,100,885	\$ 760,162	\$ 340,722	69%
Police Department				
Salaries and Benefits	\$ 588,861	\$ 342,327	\$ 246,534	58%
Professional Services	-	-	-	0%
General Administration	60,470	24,894	35,576	41%
Total Police Department	\$ 649,331	\$ 367,221	\$ 282,110	57%
Fire Department				
Salaries and Benefits	\$ 464,572	\$ 286,951	\$ 177,621	62%
Professional Services	-	-	-	0%
General Administration	73,050	75,889	(2,839)	104%
Total Fire Department	\$ 537,622	\$ 362,840	\$ 174,782	67%
Roads Department				
Salaries and Benefits	\$ 187,002	\$ 115,671	\$ 71,331	62%
Professional Services	20,000	1,624	18,376	8%
General Administration	388,071	95,406	292,665	25%
Total Roads Department	\$ 595,073	\$ 212,701	\$ 382,372	36%
Parks Department				
Salaries and Benefits	\$ 62,231	\$ 10,462	\$ 51,769	17%
General Administration	23,200	12,169	11,031	52%
Total Parks Department	\$ 85,431	\$ 22,631	\$ 62,800	26%
Total Expenditures	\$ 2,968,341	\$ 1,725,555	\$ 1,242,786	58%
EXCESS OF REVENUE OVER (UNDER) EXPENDITURES	\$ (400,000)	\$ 499,512	\$ 899,511	
FUNDS BALANCE - BEGINNING OF YEAR		\$ 2,749,080		
FUNDS BALANCE - END OF YEAR		\$ 3,248,592		
Less:				
Restricted:				
Operating Reserve - 3 months		(582,475)	<i>Note 1</i>	
Fire - CIP Reserve		(59,819)		
FUNDS AVAILABLE - END OF YEAR - Unrestricted		\$ 2,606,298		

Note 1: A 12 Month Operating Reserve would be Optimum

WATER ENTERPRISE FUND

August 2022



TOWN OF PALMER LAKE

SCHEDULE OF REVENUE, EXPENDITURES AND CHANGES IN FUNDS AVAILABLE - BUDGET AND ACTUAL WATER ENTERPRISE FUND For the Eight Months Ended August 31, 2022 UNAUDITED

	2022 Adopted Budget	Actual	Variance Favorable (Unfavorable)	Percent of Budget (YTD 67%)
REVENUE				
Water Revenue	\$ 1,198,500	\$ 777,797	\$ (420,703)	65%
Water Fees	71,957	36,054	(35,903)	50%
Water Taps	200,000	54,222	(145,778)	27%
Late Fees/ Service Fees	-	13,764	13,764	0%
Water Meters	6,500	1,950	(4,550)	30%
Interest	3,000	2,131	(869)	71%
Miscellaneous	-	525	525	0%
Total Revenue	\$ 1,479,957	\$ 886,443	\$ (593,514)	60%
EXPENDITURES				
Salaries and Benefits	\$ 454,797	\$ 268,999	\$ 185,798	59%
Professional Services	127,500	83,277	44,223	65%
Administrative	183,450	177,662	5,788	97%
Operations	874,054	220,339	653,715	25%
Debt Service	183,229	103,070	80,159	56%
Total Expenditures	\$ 1,823,030	\$ 853,347	\$ 969,683	47%
EXCESS OF REVENUE OVER (UNDER) EXPENDITURES	\$ (343,072)	\$ 33,096	\$ 376,169	
FUNDS AVAILABLE - BEGINNING OF YEAR		\$ 656,879		
FUNDS AVAILABLE - END OF YEAR		\$ 689,975		
Less:				
Restricted:				
Operating Reserve - 3 months (CWR&PDA Loan Requirement)		(236,018)	<i>Note 1</i>	
Water Loan Reserve		(198,624)		
Water Reserve - 2010		(178,326)		
FUNDS AVAILABLE - END OF YEAR - Unrestricted		\$ 77,007		

Note 1: A 12 Month Operating Reserve would be Optimum

CONSERVATION TRUST FUND

August 2022



TOWN OF PALMER LAKE

STATEMENT OF REVENUE, EXPENDITURES AND CHANGES IN FUND BALANCE - BUDGET AND ACTUAL CONSERVATION TRUST FUND For the Eight Months Ended August 31, 2022 UNAUDITED

	<u>2022 Adopted Budget</u>	<u>Actual</u>	<u>Variance Favorable (Unfavorable)</u>	<u>Percent of Budget (YTD 67%)</u>
REVENUE				
State Shared Revenue	\$ 44,406	\$ 16,985	\$ (27,421)	38%
Interest/Miscellaneous income	-	154	154	0%
Total Revenue	<u>\$ 44,406</u>	<u>\$ 17,139</u>	<u>\$ (27,267)</u>	<u>39%</u>
EXPENDITURES				
Salaries and Benefits	\$ 18,774	\$ 16,185	\$ 2,589	86%
Administrative	25,630	9,840	15,790	38%
Total Expenditures	<u>\$ 44,405</u>	<u>\$ 26,025</u>	<u>\$ 18,379</u>	<u>59%</u>
NET CHANGE IN FUND BALANCE	<u>\$ 1</u>	<u>\$ (8,886)</u>	<u>\$ (8,888)</u>	
FUND BALANCE - BEGINNING OF YEAR		<u>\$ 36,140</u>		
FUND BALANCE - END OF YEAR - Restricted		<u><u>\$ 27,254</u></u>		

GRANTS AND DONATIONS FUND

August 2022



TOWN OF PALMER LAKE

SCHEDULE OF REVENUE, EXPENDITURES AND CHANGES IN FUNDS AVAILABLE - BUDGET AND ACTUAL GRANTS & DONATIONS

For the Eight Months Ended August 31, 2022

UNAUDITED

For Information Purposes Only

	2022 Budget	YTD Actual	Variance Favorable (Unfavorable)	Percent of Budget (YTD 67%)
REVENUE				
FPPA Matching Funds	\$ 14,000	\$ -	\$ (14,000)	0%
Fire Mitigation Grant	50,000	-	(50,000)	0%
DOLA EIAF Water Sys- PER Grant	15,000	-	(15,000)	0%
CDOT Bridge Rehab	200,000	-	(200,000)	0%
CDOT PL Elementary Road Improvements	176,590	-	(176,590)	0%
American Rescue Plan	376,145	376,145	-	100%
CDPHE 2020 WQIF	-	25,300	25,300	0%
Fire Grants	-	15,365	15,365	0%
Police Donations/ Grants	59,437	77,803	18,366	131%
Parks Donations/ Grants	1,000	843	(157)	84%
Total Revenue	<u>\$ 892,172</u>	<u>\$ 495,456</u>	<u>\$ (396,716)</u>	<u>56%</u>
EXPENDITURES				
General Administrative				
Grants Expense- DOLA / GOCO	\$ -	\$ -	\$ -	0%
Total General Administrative Expenditures	<u>\$ -</u>	<u>\$ -</u>	<u>\$ -</u>	<u>0%</u>
Police Department Expenditures				
Grant Expense	\$ 59,537	\$ 36,294	\$ 23,243	61%
Total Police Department Expenditures	<u>\$ 59,537</u>	<u>\$ 36,294</u>	<u>\$ 23,243</u>	<u>61%</u>
Fire Department Expenditures				
Grants Expense	\$ -	\$ 10,788	\$ (10,788)	0%
Fire Mitigation CUSP	50,000	2,048	47,952	4%
Total Fire Department Expenditures	<u>\$ 50,000</u>	<u>\$ 12,836</u>	<u>\$ 37,164</u>	<u>26%</u>
Roads Department Expenditures				
CDOT Bridge Rehab	\$ 200,000	\$ -	\$ 200,000	0%
CDOT PL Elementary Road Improvements	176,590	20	176,570	0%
Grants Expense- Douglas	13,900	-	13,900	0%
Total Roads Department Expenditures	<u>\$ 390,490</u>	<u>\$ 20</u>	<u>\$ 390,470</u>	<u>0%</u>
Parks Department Expenditures				
Parks Committee (donations)	\$ 1,000	\$ 300	\$ 700	30%
Total Parks Department Expenditures	<u>\$ 1,000</u>	<u>\$ 300</u>	<u>\$ 700</u>	<u>30%</u>
Water Department Expenditures				
American Rescue Plan	\$ 376,145	\$ 343	\$ 375,802	0%
DOLA EIAF Water Sys- PER Grant	15,000	-	15,000	0%
Total Water Department Expenditures	<u>\$ 391,145</u>	<u>\$ 343</u>	<u>\$ 390,802</u>	<u>0%</u>
Total Expenditures	<u>\$ 892,172</u>	<u>\$ 49,793</u>	<u>\$ 842,379</u>	
EXCESS OF REVENUE OVER (UNDER) EXPENDITURES				
	<u>\$ -</u>	<u>\$ 445,663</u>	<u>\$ 445,663</u>	

Check Register

August 2022



Ranges: From: To: From: To:
 Check Number First Last Check Date 8/1/2022 8/31/2022
 Vendor ID First Last Checkbook ID First Last
 Vendor Name First Last

Sorted By: Check Number

* Voided Checks

Check Number	Vendor ID	Vendor Check Name	Check Date	Checkbook ID	Audit Trail Code	Amount
48212	AIRGAS	AIRGAS USA, LLC	8/4/2022	COBANK-CKG 9495	PMCHK00000045	\$99.61
48213	AMCOBIIT	AMCOBI	8/4/2022	COBANK-CKG 9495	PMCHK00000045	\$3,764.50
48214	BASSETHEATINGAN	Basset Heating & AC, Inc.	8/4/2022	COBANK-CKG 9495	PMCHK00000045	\$15.00
48215	BLUETRELLC	BLUE TREE, LLC	8/4/2022	COBANK-CKG 9495	PMCHK00000045	\$800.00
48216	CDPHE	CDPHE	8/4/2022	COBANK-CKG 9495	PMCHK00000045	\$355.00
48217	CENTURYLINK	CENTURYLINK	8/4/2022	COBANK-CKG 9495	PMCHK00000045	\$214.30
48218	CITYOFFORTCOLLI	CITY OF FORT COLLINS	8/4/2022	COBANK-CKG 9495	PMCHK00000045	\$90.00
48219	COLORADODIVISIO	COLORADO DIVISION PREV	8/4/2022	COBANK-CKG 9495	PMCHK00000045	\$120.00
48220	COREELECTRICCOO	CORE ELECTRIC COOPERATIVE	8/4/2022	COBANK-CKG 9495	PMCHK00000045	\$7,242.07
48221	CRAIGSPOWEREQUI	Craig's Power Equipment LLC	8/4/2022	COBANK-CKG 9495	PMCHK00000045	\$30.00
48222	CRYSTALHOGANSON	CRYSTAL HOGANSON	8/4/2022	COBANK-CKG 9495	PMCHK00000045	\$75.00
48223	CYNTHIAMAVROS	CYNTHIA MAVROS	8/4/2022	COBANK-CKG 9495	PMCHK00000045	\$96.33
48224	DPCINDUSTRIES	DPC INDUSTRIES, INC.	8/4/2022	COBANK-CKG 9495	PMCHK00000045	\$70.00
48225	EMERGENCYNETWOR	EMERGENCY NETWORK SECURITY SYS	8/4/2022	COBANK-CKG 9495	PMCHK00000045	\$61.00
48226	EVOQUA	EVOQUA WATER TECHNOLOGIES LLC	8/4/2022	COBANK-CKG 9495	PMCHK00000045	\$1,250.00
48227	FILTERPRESS	FILTER PRESS	8/4/2022	COBANK-CKG 9495	PMCHK00000045	\$315.00
48228	GEN-TECH	GEN-TECH	8/4/2022	COBANK-CKG 9495	PMCHK00000045	\$646.00
48229	GREEN&ASSOCIATE	GREEN & ASSOCIATES LLC	8/4/2022	COBANK-CKG 9495	PMCHK00000045	\$14,900.00
48230	HACHCOMPANY	HACH COMPANY	8/4/2022	COBANK-CKG 9495	PMCHK00000045	\$240.80
48231	HELLOHOUSEKEEPI	HELLO HOUSEKEEPING	8/4/2022	COBANK-CKG 9495	PMCHK00000045	\$600.00
48232	HOMEDEPOTCREDIT	HOME DEPOT CREDIT SERVICES	8/4/2022	COBANK-CKG 9495	PMCHK00000045	\$2,365.85
48233	INTERSTATECHEMI	INTERSTATE CHEMICAL CO., INC	8/4/2022	COBANK-CKG 9495	PMCHK00000045	\$1,664.00
48234	JEFFREYFREEMAN	JEFFREY FREEMAN	8/4/2022	COBANK-CKG 9495	PMCHK00000045	\$96.00
48235	JOSHROSA	JOSH ROSA	8/4/2022	COBANK-CKG 9495	PMCHK00000045	\$250.00
48236	KENYONPJORDAN	KENYON P. JORDAN, PH.D.	8/4/2022	COBANK-CKG 9495	PMCHK00000045	\$265.00
48237	LINDSEYLEIKER	LINDSEY LEIKER	8/4/2022	COBANK-CKG 9495	PMCHK00000045	\$154.77
48238	MICHELLEATKINSO	MICHELLE ATKINSON	8/4/2022	COBANK-CKG 9495	PMCHK00000045	\$75.00
48239	MICKYSEDERBURG	MICKY SEDERBURG	8/4/2022	COBANK-CKG 9495	PMCHK00000045	\$75.00
48240	MITCHELLKING	MITCHELL KING	8/4/2022	COBANK-CKG 9495	PMCHK00000045	\$129.00
48241	MORIAHJONES	MORIAH JONES	8/4/2022	COBANK-CKG 9495	PMCHK00000045	\$75.00
48242	MUNSONLANDSCAPI	MUNSON LANDSCAPING & EXCAVATIN	8/4/2022	COBANK-CKG 9495	PMCHK00000045	\$9,675.00
48243	GREASEMONKEY	MY FLEET CENTER	8/4/2022	COBANK-CKG 9495	PMCHK00000045	\$129.80
48244	OREILLY	O'Reilly	8/4/2022	COBANK-CKG 9495	PMCHK00000045	\$32.44
48245	PIONEER	PIONEER	8/4/2022	COBANK-CKG 9495	PMCHK00000045	\$4,974.60
48246	RHINEHARTOIL	RHINEHART OIL CO., LLC	8/4/2022	COBANK-CKG 9495	PMCHK00000045	\$5,203.42
48247	ROCKYMOUNTAININ	ROCKY MOUNTAIN INFORMATION NET	8/4/2022	COBANK-CKG 9495	PMCHK00000045	\$50.00
48248	SGS	SGS NORTH AMERICA, INC.	8/4/2022	COBANK-CKG 9495	PMCHK00000045	\$240.58
48249	SPRINGSFABRICAT	SPRINGS FABRICATION LLC	8/4/2022	COBANK-CKG 9495	PMCHK00000045	\$13,900.00
48250	STEFFIEADDY	STEFFI EADDY	8/4/2022	COBANK-CKG 9495	PMCHK00000045	\$75.00
48251	STEPHENJSLETTA	STEPHEN J. SLETTA	8/4/2022	COBANK-CKG 9495	PMCHK00000045	\$320.00
48252	STERICYCLE	STERICYCLE, INC.	8/4/2022	COBANK-CKG 9495	PMCHK00000045	\$36.75
48253	T2SYSTEMS	T2 SYSTEMS CANADA INC.	8/4/2022	COBANK-CKG 9495	PMCHK00000045	\$70.00
48254	TIMPENIC	TIM PENIC	8/4/2022	COBANK-CKG 9495	PMCHK00000045	\$75.00
48255	TLECC	TIMBER LINE ELECTRIC & CONTROL	8/4/2022	COBANK-CKG 9495	PMCHK00000045	\$626.85
48256	XFINITY	XFINITY	8/4/2022	COBANK-CKG 9495	PMCHK00000045	\$51.40
48257	AIRGAS	AIRGAS USA, LLC	8/18/2022	COBANK-CKG 9495	PMCHK00000047	\$368.56
48258	ALLWATERSUPPLY	ALL WATER SUPPLY LLC	8/18/2022	COBANK-CKG 9495	PMCHK00000047	\$1,308.80
48259	AMCOBI	AmCobi	8/18/2022	COBANK-CKG 9495	PMCHK00000047	\$2,157.33
48260	AT&TMOBILITY	AT & T MOBILITY	8/18/2022	COBANK-CKG 9495	PMCHK00000047	\$1,330.14
48261	BBAWATERCONSULT	BISHOP-BROGDEN ASSOCIATES, INC	8/18/2022	COBANK-CKG 9495	PMCHK00000047	\$1,042.75
48262	BH	BLACK HILLS ENERGY	8/18/2022	COBANK-CKG 9495	PMCHK00000047	\$1.26
48263	BROOKSPLUMBING	BROOKS PLUMBING & HEATING, INC	8/18/2022	COBANK-CKG 9495	PMCHK00000047	\$1,457.91
48264	CHURCHICHRECREA	CHURCHICH RECREATION	8/18/2022	COBANK-CKG 9495	PMCHK00000047	\$1,796.00
48265	CIVICPLUSLLC	CIVICPLUS LLC	8/18/2022	COBANK-CKG 9495	PMCHK00000047	\$3,382.82
48266	COMCAST	COMCAST	8/18/2022	COBANK-CKG 9495	PMCHK00000047	\$193.35
48267	COREANDMAIN	CORE & MAIN LLP	8/18/2022	COBANK-CKG 9495	PMCHK00000047	\$2,778.75

* Voided Checks

Check Number	Vendor ID	Vendor Check Name	Check Date	Checkbook ID	Audit Trail Code	Amount
48268	COREELECTRICCOO	CORE ELECTRIC COOPERATIVE	8/18/2022	COBANK-CKG 9495	PMCHK00000047	\$3,519.59
48269	CRAIGSPOWEREQUI	CRAIG'S POWER EQUIPMENT LLC	8/18/2022	COBANK-CKG 9495	PMCHK00000047	\$479.00
48270	ELPASOCOCLERK	EL PASO CO. CLERK & RECORDER	8/18/2022	COBANK-CKG 9495	PMCHK00000047	\$1,060.01
48271	ELITECRANES,LLC	ELITE CRANES, LLC	8/18/2022	COBANK-CKG 9495	PMCHK00000047	\$615.60
48272	ELLISONTRUCKING	ELLISON TRUCKING, INC.	8/18/2022	COBANK-CKG 9495	PMCHK00000047	\$400.20
48273	ESO	ESO SOLUTIONS, INC.	8/18/2022	COBANK-CKG 9495	PMCHK00000047	\$208.53
48274	GRAINGER	GRAINGER	8/18/2022	COBANK-CKG 9495	PMCHK00000047	\$208.52
48275	HABITATMANAGEME	HABITAT MANAGEMENT	8/18/2022	COBANK-CKG 9495	PMCHK00000047	\$11,562.13
48276	HACHCOMPANY	HACH COMPANY	8/18/2022	COBANK-CKG 9495	PMCHK00000047	\$11,665.00
48277	KARLANUNEZ	KARLA NUNEZ	8/18/2022	COBANK-CKG 9495	PMCHK00000047	\$75.00
48278	LUMEN	LEVEL 3 COMMUNICATIONS, LLC	8/18/2022	COBANK-CKG 9495	PMCHK00000047	\$449.84
48279	MCKINNEY	MCKINNEY DOOR & HARDWARE	8/18/2022	COBANK-CKG 9495	PMCHK00000047	\$84.00
48280	OREILLY	O'REILLY	8/18/2022	COBANK-CKG 9495	PMCHK00000047	\$151.37
48281	OPTEONAPPRAISAL	OPTEON APPRAISAL INC.	8/18/2022	COBANK-CKG 9495	PMCHK00000047	\$4,750.00
48282	PALMERLAKERESOT	PALMER LAKE RESTORATION COMMIT	8/18/2022	COBANK-CKG 9495	PMCHK00000047	\$300.00
48283	PALMERLAKESANIT	PALMER LAKE SANITATION	8/18/2022	COBANK-CKG 9495	PMCHK00000047	\$1,531.88
48284	PETERSON	PETERSON	8/18/2022	COBANK-CKG 9495	PMCHK00000047	\$46,223.00
48285	PIONEER	PIONEER	8/18/2022	COBANK-CKG 9495	PMCHK00000047	\$5,035.30
48286	REDMANPOURS	RED MAN POURS LLC	8/18/2022	COBANK-CKG 9495	PMCHK00000047	\$8,575.00
48287	WIEKS, REID	REID WIEKS	8/18/2022	COBANK-CKG 9495	PMCHK00000047	\$88.22
48288	SUSANFINK	SUSAN FINK	8/18/2022	COBANK-CKG 9495	PMCHK00000047	\$75.00
48289	SUSANMURRAY	SUSAN MURRAY-CARRISO	8/18/2022	COBANK-CKG 9495	PMCHK00000047	\$75.00
48290	COUNTYFIREPROTE	THE COUNTY FIRE PROTECTION GRO	8/18/2022	COBANK-CKG 9495	PMCHK00000047	\$776.40
48291	GAZETTE	THE GAZETTE	8/18/2022	COBANK-CKG 9495	PMCHK00000047	\$69.19
48292	TRAFTONROOFING	TRAFTON ROOFING	8/18/2022	COBANK-CKG 9495	PMCHK00000047	\$4,475.00
48293	TRILAKESPRINTIN	TRI-LAKES PRINTING	8/18/2022	COBANK-CKG 9495	PMCHK00000047	\$262.50
48294	TRINITYLUTHERAN	TRINITY LUTHERAN CHURCH	8/18/2022	COBANK-CKG 9495	PMCHK00000047	\$75.00
48295	UNCC	UTILITY NOTIFICATION CENTER OF	8/18/2022	COBANK-CKG 9495	PMCHK00000047	\$41.60
48296	XFINITY	XFINITY	8/18/2022	COBANK-CKG 9495	PMCHK00000047	\$18.28
48297	COMMUNITYMATTER	Community Matters Institute	8/22/2022	COBANK-CKG 9495	PMCHK00000054	\$12,548.00
48298	AFFORDABLEPLUMG	Affordable Plumbing and Heatin	8/31/2022	COBANK-CKG 9495	PMCHK00000050	\$800.00
48299	BNSFRAILWAYCOMP	BNSF Railway Company	8/31/2022	COBANK-CKG 9495	PMCHK00000050	\$3,758.45
48300	COMMUNITYMATTER	Community Matters Institute	8/31/2022	COBANK-CKG 9495	PMCHK00000051	\$13,450.00
48301	COREELECTRICCOO	CORE ELECTRIC COOPERATIVE	8/31/2022	COBANK-CKG 9495	PMCHK00000052	\$6,031.22
48302	EVOQUA	EVOQUA WATER TECHNOLOGIES LLC	8/31/2022	COBANK-CKG 9495	PMCHK00000052	\$1,250.00
48303	FRONTRANGEFIREA	FRONT RANGE FIRE APPARATUS	8/31/2022	COBANK-CKG 9495	PMCHK00000052	\$4,715.35
48304	CICCOLELLAJOHN	JOHN CICCOLELLA	8/31/2022	COBANK-CKG 9495	PMCHK00000053	\$320.00
48305	TIFFANYMOALA	TIFFANY MOALA	8/31/2022	COBANK-CKG 9495	PMCHK00000053	\$75.00
48306	TRENCHPLATERENT	TRENCH PLATE RENTAL	8/31/2022	COBANK-CKG 9495	PMCHK00000053	\$258.00
48307	UNIONPACIFICRAI	UNION PACIFIC RAILROAD COMPANY	8/31/2022	COBANK-CKG 9495	PMCHK00000053	\$2,710.24
48308	XEROX	XEROX BUSINESS SOLUTIONS SOUTH	8/31/2022	COBANK-CKG 9495	PMCHK00000053	\$791.02

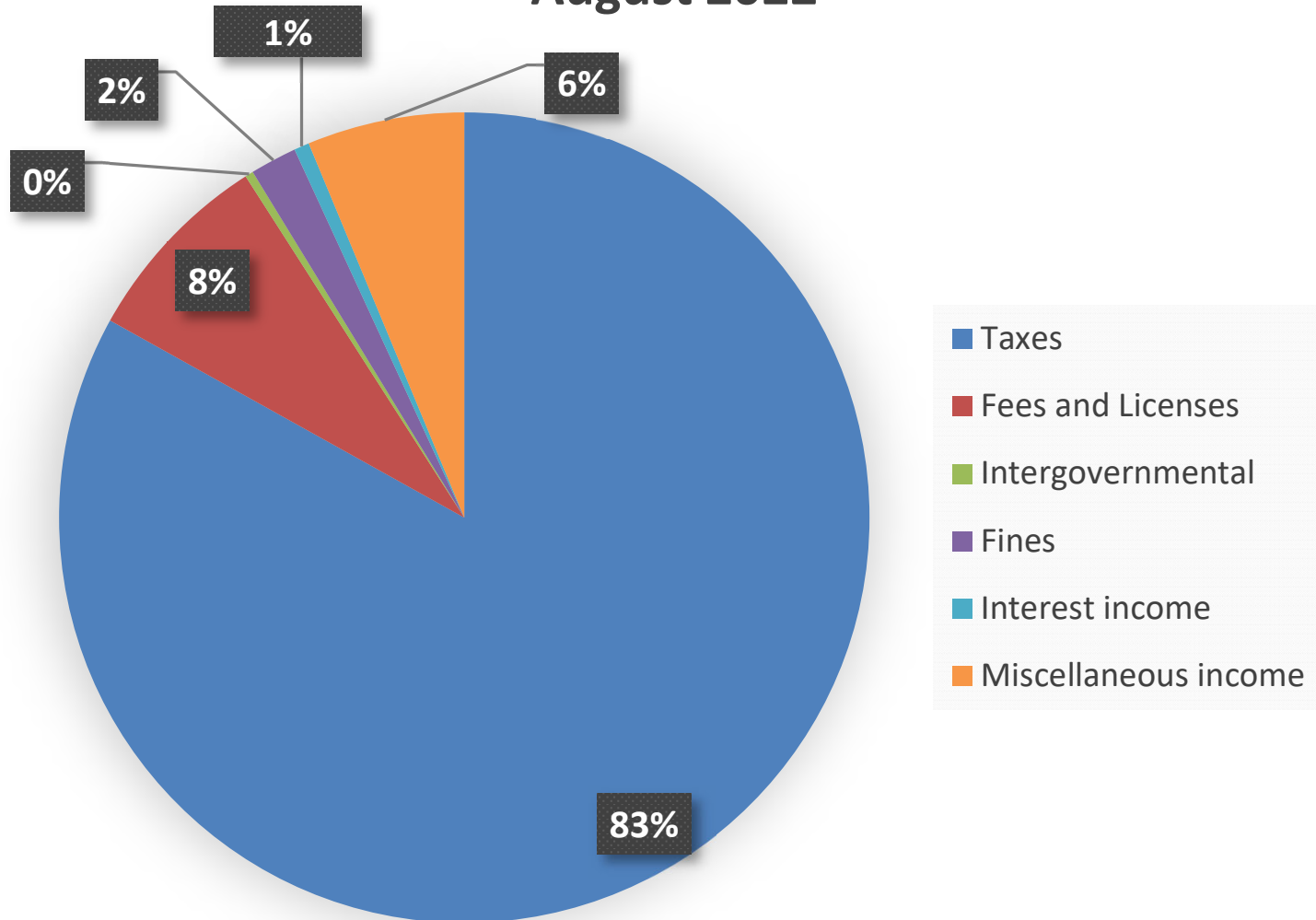
Total Checks: 97

Total Amount of Checks: \$236,970.18

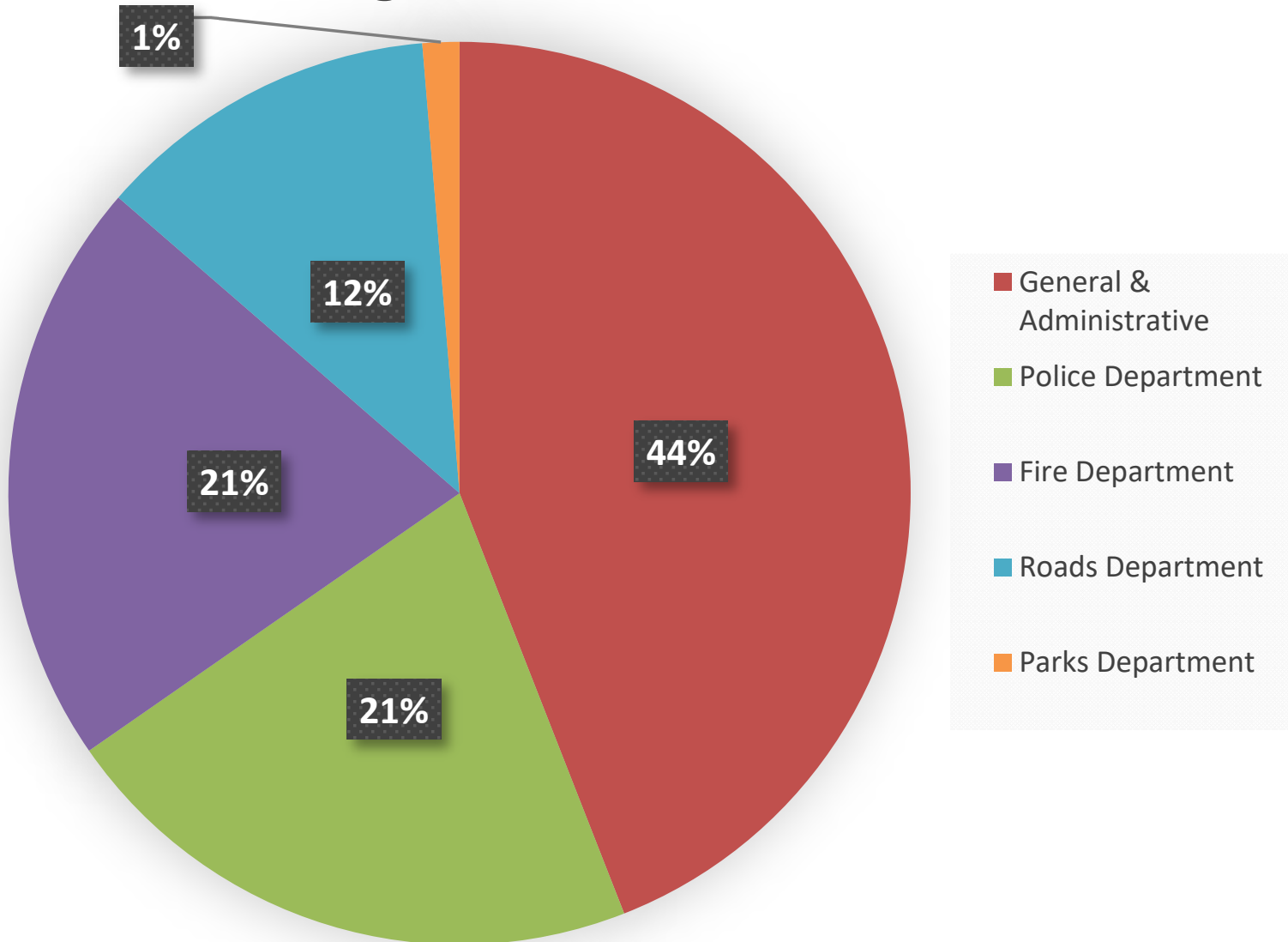
CHARTS
August 2022



General Fund Revenue Breakdown August 2022



General Fund Expenditure Breakdown August 2022



Water Enterprise Fund Expenditure Breakdown August 2022

