


**TOWN OF PALMER LAKE**  
**Financial Statements**  
**November 2021**  
**Unaudited**



# CASH POSITION

November 30, 2021




**TOWN OF PALMER LAKE****Schedule of Cash Position****November 30, 2021****UNAUDITED**

<b><u>FINANCIAL INSTITUTION</u></b>	<b><u>RATE</u></b>	<b><u>FUNDS</u></b>
CoBank - General Operating	n/a	\$ 1,091,706
CoBank - Water Operating	n/a	\$ 986,333
ColoTrust - General Fund	0.03%	\$ 976,939
ColoTrust - Water Reserve	0.03%	\$ 177,310
ColoTrust - Water Loan Reserve	0.03%	\$ 197,493
ColoTrust - Police CIP Reserve	0.03%	\$ 7
ColoTrust - Fire Fund	0.03%	\$ 105,454
ColoTrust - CTF Reserves	0.03%	\$ 27,084
<b>Total - Cash Accounts</b>		<b>\$3,562,326</b>

# GENERAL FUND

November 2021



# TOWN OF PALMER LAKE

## GENERAL FUND

Budget Status Report - GAAP Basis  
For the Eleven Months Ending November 30, 2021

Unaudited

		2021	YTD	Variance	Percent
		Budget	Actual	Favorable (Unfavorable)	of Budget (YTD 92%)
<b>Account Number</b>	<b>REVENUE</b>				
10-10-2110-000	General Property Tax	\$ 431,070	\$ 432,133	\$ 1,063	100%
10-10-2112-000	Fire Mill Levy Property Tax	383,582	383,212	(370)	100%
10-10-2120-000	Specific Own Tax Auto / Use Tax Motor Vehicle	95,000	115,977	20,977	122%
10-10-2124-000	Use Tax Building Materials	50,000	32,124	(17,876)	64%
10-10-2126-000	Highway Users Tax Fund	89,605	99,043	9,438	111%
10-10-2128-000	Administration Fees	-	1	1	0%
10-10-2130-000	City Sales Tax	600,000	1,004,035	404,035	167%
10-10-2131-000	Tax- Other	-	6,340	6,340	0%
10-10-2136-000	Fees / Permits / Zoning / Subdivision Fees	40,000	69,350	29,350	173%
10-10-2138-000	Business Licenses Fees	7,000	7,895	895	113%
10-10-2142-000	Franchise Tax- IREA	39,000	42,595	3,595	109%
10-10-2144-000	Franchise Tax- Black Hills	35,000	25,491	(9,509)	73%
10-10-2146-000	Franchise Tax- Century Link	1,300	864	(436)	66%
10-10-2147-000	Franchise Tax- Comcast/ Other	44,609	28,521	(16,088)	64%
10-10-2150-000	MMJ / Liquor License Fees	6,500	6,751	251	104%
10-10-2152-000	Tobacco Products Tax	18,200	9,481	(8,719)	52%
10-10-2156-000	Hotel Occupancy Tax	30,000	19,072	(10,928)	64%
10-10-2160-000	Land / Building Rents	5,000	7,983	2,983	160%
10-10-2164-000	Court Fines	50,000	87,770	37,770	176%
10-10-2166-000	Town OJW Surcharge	900	-	(900)	0%
10-10-2167-000	State OJW Surcharge	900	-	(900)	0%
10-10-2168-000	Savings / Interest	2,000	466	(1,534)	23%
10-10-2170-000	Miscellaneous Income	1,000	540	(460)	54%
10-10-2172-000	Insurance Income	-	7,269	7,269	0%
10-10-2184-000	Impact Fees / Drainage	5,000	11,110	6,110	222%
10-10-2186-000	FPPA Matching Funds	8,000	-	(8,000)	0%
10-10-2188-000	El Paso Co Road & Bridge	5,500	6,320	820	115%
10-10-2194-000	Library Revenue	12,000	2,304	(9,696)	19%
10-10-2195-000	Police Surcharge	10,000	-	(10,000)	0%
10-10-3685-000	ATL Revenue	24,270	2,500	(21,770)	10%
10-10-2250-003	COVID Employer Tax Credit	-	872	872	0%
10-19-2320-000	Interest- Loan to Water Fund	10,000	5,000	(5,000)	50%
10-19-2322-000	Fund Reserve- ColoTrust	728,539	-	(728,539)	0%
10-10-3621-000	Admin Revenue	-	503	503	0%
10-10-3631-000	Police Revenue	-	-	-	0%
10-10-3680-000	Parks Revenue	-	-	-	0%
10-19-2322-000	Interest	-	1,534	1,534	0%
	<b>Total Revenue</b>	<b>\$ 2,733,975</b>	<b>\$ 2,417,055</b>	<b>\$ (316,920)</b>	<b>88%</b>
	<b>EXPENDITURES</b>				
	<b>General and Administrative</b>				
	<u>Salaries and Benefits</u>				
10-21-3111-000	Salaries / Wages Regular	\$ 103,330	\$ 101,895	\$ 1,435	99%
10-21-3112-000	Salaries / Wages Temp / Part Time	35,000	50,092	(15,092)	143%
10-21-3115-000	Overtime	1,000	162	838	16%
10-21-3119-000	Employer Taxes	7,925	11,713	(3,788)	148%
10-21-3124-000	Sick Leave	4,100	1,189	2,911	29%
10-21-3125-000	Employee Retirement Benefits	7,200	14,594	(7,394)	203%
10-21-3127-000	Insurance Premiums	6,720	510	6,210	8%
10-21-3131-000	Workers Compensation	6,000	6,897	(897)	115%
	<b>Total Salaries and Benefits</b>	<b>\$ 171,275</b>	<b>\$ 187,053</b>	<b>\$ (15,778)</b>	<b>109%</b>
	<u>Professional Services</u>				
10-21-3161-000	Professional Services- Legal	\$ 50,000	\$ 32,681	\$ 17,320	65%
10-21-3162-000	Professional Services- Acctg/Audit	25,000	27,627	(2,627)	111%
10-21-3163-000	Professional Services- Other	28,000	67,460	(39,460)	241%
10-21-3164-000	Professional Services- IT	30,000	15,254	14,746	51%
	<b>Total Professional Services</b>	<b>\$ 133,000</b>	<b>\$ 143,021</b>	<b>\$ (10,021)</b>	<b>108%</b>

# TOWN OF PALMER LAKE

## GENERAL FUND

### Budget Status Report - GAAP Basis For the Eleven Months Ending November 30, 2021

Unaudited

		2021		Variance	Percent
		Budget	YTD Actual	Favorable (Unfavorable)	of Budget (YTD 92%)
	<u>General Administration</u>				
10-21-3141-000	Employee Clothing	\$ 800	\$ -	\$ 800	0%
10-21-3145-000	Employee/ BOT Training	4,000	1,573	2,427	39%
10-21-3149-000	Employee/ BOT Travel	2,000	-	2,000	0%
10-21-3151-000	Employee/ BOT Per Diem	2,000	957	1,043	48%
10-21-3153-000	Memberships / Registrations	6,000	7,736	(1,736)	129%
10-21-3169-000	Bank Fees and Services	600	153	447	25%
10-21-3170-000	State OJW Surcharge	900	-	900	0%
10-21-3211-000	General (Contract) Services	20,000	20,843	(843)	104%
10-21-3223-000	Operating Supplies	20,000	5,822	14,178	29%
10-21-3225-000	Building Maintenance	10,000	881	9,119	9%
10-21-3245-000	Utilities	18,900	15,041	3,859	80%
10-21-3253-000	Postage	2,000	1,711	289	86%
10-21-3275-000	Fuel	500	246	254	49%
10-21-3281-000	Insurance	20,000	30,600	(10,600)	153%
10-21-3291-000	Capital Improvement Bldg	10,000	-	10,000	0%
10-21-3292-000	Capital Improvement Bldg- Other	500,000	355,414	144,586	71%
10-21-3293-000	Capital Equipment	1,000	-	1,000	0%
10-21-3313-000	Equipment Maintenance	1,000	-	1,000	0%
10-21-3333-000	Legal Notices / Recordings	5,000	4,115	885	82%
10-21-3338-000	Communication	3,500	4,053	(553)	116%
10-21-3365-000	Advertising	500	1,780	(1,280)	356%
10-21-3391-000	Misc. Expenses	-	6,782	(6,782)	0%
10-21-3392-000	County Treasurer Fees	10,000	8,169	1,831	82%
10-21-3513-000	Economic Development	2,200	1,020	1,180	46%
	Total General Administration	<b>\$ 640,900</b>	<b>\$ 466,896</b>	<b>\$ 174,004</b>	<b>73%</b>
	<b>Total General Administrative Expenditures</b>	<b>\$ 945,175</b>	<b>\$ 796,970</b>	<b>\$ 148,205</b>	<b>84%</b>
	<u>Operations</u>				
	<u>Police Department Expenditures</u>				
	<u>Salaries and Benefits- Police Department</u>				
10-31-3111-000	Salaries / Wages Regular	\$ 157,564	\$ 140,521	\$ 17,043	89%
10-31-3112-000	Salaries / Wages Temp/Part-time	261,375	238,300	23,075	91%
10-31-3115-000	Overtime	1,000	2,271	(1,271)	227%
10-31-3119-000	Employer Taxes	22,167	22,279	(112)	101%
10-31-3123-000	FPPA	10,335	10,548	(213)	102%
10-31-3124-000	Sick Leave	7,650	190	7,460	2%
10-31-3125-000	Employee Benefits	9,450	7,021	2,429	74%
10-31-3127-000	Insurance Premiums	20	277	(257)	1387%
10-31-3131-000	Workers Compensation	18,000	24,200	(6,200)	134%
10-31-3133-000	FPPA Death + Disability	3,620	3,328	293	92%
	Total Salaries and Benefits- Police Department	<b>\$ 491,181</b>	<b>\$ 448,936</b>	<b>\$ 42,245</b>	<b>91%</b>
	<u>Professional Services- Police Department</u>				
10-31-3161-000	Professional Services- Legal	\$ 1,000	\$ 2,000	\$ (1,000)	200%
10-31-3162-000	Professional Services- Acctg/Audit	8,200	8,200	-	100%
10-31-3164-000	Professional Services- IT	8,000	7,355	645	92%
	Total Professional Services- Police Department	<b>\$ 17,200</b>	<b>\$ 17,555</b>	<b>\$ (355)</b>	<b>102%</b>
	<u>General Administration- Police Department</u>				
10-31-3141-000	Employee Clothing / Uniform	\$ 7,000	\$ 3,982	\$ 3,018	57%
10-31-3145-000	Employee Training	2,000	2,051	(51)	103%
10-31-3149-000	Employee Travel	750	412	338	55%
10-31-3151-000	Employee Per Diem	200	-	200	0%
10-31-3153-000	Memberships / Registrations	500	265	235	53%
10-31-3211-000	General (Contract) Services	1,500	8,910	(7,410)	594%
10-31-3223-000	Operating Supplies	4,000	2,597	1,403	65%
10-31-3225-000	Building Maintenance	5,000	4,620	380	92%
10-31-3226-000	Repair / Maintenance Supplies	1,000	-	1,000	0%
10-31-3245-000	Utilities	5,500	5,143	357	94%
10-31-3253-000	Postage	120	-	120	0%



# TOWN OF PALMER LAKE

## GENERAL FUND

Budget Status Report - GAAP Basis  
For the Eleven Months Ending November 30, 2021

Unaudited

		2021		Variance	Percent
		Budget	YTD Actual	Favorable (Unfavorable)	of Budget (YTD 92%)
	<b><u>Roads Department Expenditures</u></b>				
	<u>Salaries and Benefits- Roads Department</u>				
10-51-3111-000	Salaries / Wages Regular	\$ 142,000	\$ 125,234	\$ 16,766	88%
10-51-3115-000	Overtime	1,000	1,294	(294)	129%
10-51-3119-000	Employer Taxes	10,864	9,635	1,229	89%
10-51-3125-000	Employee Benefits	9,100	13,224	(4,124)	145%
10-51-3127-000	Insurance Premiums	880	324	556	37%
10-51-3131-000	Workers Compensation	13,000	16,330	(3,330)	126%
	Total Salaries and Benefits- Roads Department	<b>\$ 176,844</b>	<b>\$ 166,042</b>	<b>\$ 10,802</b>	<b>94%</b>
	<u>Professional Services- Roads Department</u>				
10-51-3162-000	Professional Services- Acctg/Audit	\$ 8,200	\$ -	\$ 8,200	0%
10-51-3163-000	Professional Services- Other	8,000	19,917	(11,917)	249%
10-51-3163-001	Professional Services- MS4	10,000	18,141	(8,141)	181%
10-51-3163-002	Professional Services- Engineering	20,000	-	20,000	0%
10-51-3164-000	Professional Services- IT	4,000	5,693	(1,693)	142%
	Total Professional Services- Roads Department	<b>\$ 50,200</b>	<b>\$ 43,751</b>	<b>\$ 6,449</b>	<b>87%</b>
	<u>General Administration- Roads Department</u>				
10-51-3141-000	Employee Clothing / Uniform	\$ 500	\$ 173	\$ 327	35%
10-51-3145-000	Employee Training	250	-	250	0%
10-51-3149-000	Employee Travel	250	-	250	0%
10-51-3153-000	Memberships / Registrations	1,066	779	287	73%
10-51-3211-000	General (Contract) Services	20,000	7,284	12,716	36%
10-51-3223-000	Operating Supplies	4,000	4,291	(291)	107%
10-51-3225-000	Building Maintenance	2,000	815	1,185	41%
10-51-3227-000	Road / Street Material	25,000	18,622	6,378	74%
10-51-3229-000	Sign Parts / Supplies	1,000	873	127	87%
10-51-3243-000	Street Lights	16,000	10,222	5,778	64%
10-51-3245-000	Utilities	8,000	4,766	3,234	60%
10-51-3253-000	Postage	-	1,842	(1,842)	0%
10-51-3276-000	Vehicle Loan- Principal	4,360	5,763	(1,403)	132%
10-51-3277-000	Vehicle Loan- Interest	2,174	1,686	488	78%
10-51-3271-000	Vehicle Repair / Maint	6,000	2,847	3,153	47%
10-51-3273-000	Heavy Equipment Repair	10,000	1,968	8,032	20%
10-51-3275-000	Fuel	15,000	9,257	5,743	62%
10-51-3281-000	Insurance	9,800	8,896	904	91%
10-51-3293-000	Capital Equipment	31,700	31,529	171	99%
10-51-3338-000	Communication	5,379	1,186	4,193	22%
10-51-3230-000	Dust Control	15,000	10,963	4,037	73%
10-51-3231-000	Culverts	3,500	-	3,500	0%
10-51-3295-000	Capital Improvement Roads	175,000	224,038	(49,038)	128%
10-51-3296-000	Capital Improvement- Drainage	3,000	-	3,000	0%
10-51-3296-003	Capital Improvement- MS4	2,000	-	2,000	0%
	Total General Administration- Roads Department	<b>\$ 360,979</b>	<b>\$ 347,801</b>	<b>\$ 13,178</b>	<b>96%</b>
	<b>Total Roads Department Expenditures</b>	<b>\$ 588,023</b>	<b>\$ 557,593</b>	<b>\$ 30,430</b>	<b>95%</b>
	<b><u>Parks Department Expenditures</u></b>				
	<u>Salaries and Benefits- Parks Department</u>				
10-80-3111-000	Salaries / Wages Regular	\$ -	\$ -	\$ -	0%
10-80-3112-000	Salaries / Wages Temp/Part-time	24,000	8,199	15,801	34%
10-80-3119-000	Employer Taxes	1,836	832	1,004	45%
10-80-3124-000	Sick Leave	900	-	900	0%
10-80-3125-000	Employee Benefits	900	-	900	0%
10-80-3131-000	Workers Compensation	900	1,111	(211)	123%
	Total Salaries and Benefits- Parks Department	<b>\$ 28,536</b>	<b>\$ 10,142</b>	<b>\$ 18,394</b>	<b>36%</b>

# TOWN OF PALMER LAKE


## GENERAL FUND

Budget Status Report - GAAP Basis  
For the Eleven Months Ending November 30, 2021

Unaudited

		2021	YTD	Variance	Percent
		Budget	Actual	Favorable (Unfavorable)	of Budget (YTD 92%)
	<u>General Administration- Parks Department</u>				
10-80-3141-000	Employee Clothing / Uniform	\$ 200	\$ -	\$ 200	0%
10-80-3145-000	Employee Training	250	-	250	0%
10-80-3153-000	Memberships / Registrations	100	-	100	0%
10-80-3211-000	General (Contract) Services	3,000	12,500	(9,500)	417%
10-80-3223-000	Operating Supplies	3,500	2,207	1,293	63%
10-80-3226-000	Repair / Maint Supplies	250	-	250	0%
10-80-3245-000	Utilities	1,200	-	1,200	0%
10-80-3271-000	Vehicle Repair / Maint	300	40	260	13%
10-80-3275-000	Fuel	800	-	800	0%
10-80-3313-000	Equipment Maintenance	1,000	462	538	46%
10-80-3338-000	Communication	150	-	150	0%
10-80-3391-000	Misc. Expenses- Volunteers	200	341	(141)	171%
	Total General Administration- Parks Department	<b>\$ 10,950</b>	<b>\$ 15,551</b>	<b>\$ (4,601)</b>	<b>142%</b>
	<b>Total Parks Department Expenditures</b>	<b>\$ 39,486</b>	<b>\$ 25,693</b>	<b>\$ 13,794</b>	<b>65%</b>
	<b>Total Operations</b>	<b>\$ 1,788,800</b>	<b>\$ 1,747,420</b>	<b>\$ 41,380</b>	<b>98%</b>
	<b>Total General Administrative and Operations</b>	<b>\$ 2,733,975</b>	<b>\$ 2,544,390</b>	<b>\$ 189,585</b>	<b>93%</b>
	<b>EXCESS OF REVENUE OVER (UNDER)</b>				
	<b>EXPENDITURES AND OTHER FINANCING USES</b>	<b>\$ -</b>	<b>\$ (127,336)</b>	<b>\$ (127,336)</b>	

**WATER ENTERPRISE FUND**  
**November 2021**



# TOWN OF PALMER LAKE

## WATER FUND

**Budget Status Report - GAAP Basis  
For the Eleven Months Ending November 30, 2021**

**Unaudited**

		2021	YTD	Variance	Percent
		Budget	Actual	Favorable (Unfavorable)	of Budget (YTD 92%)
<b>Account Number</b>	<b>REVENUE</b>				
20-19-2314-000	Water Tap Fees	\$ 200,000	\$ 188,250	\$ (11,750)	94%
20-19-2320-000	Water Revenue	990,000	883,171	(106,829)	89%
20-19-2322-000	Water Revenue Interest	4,600	87	(4,513)	2%
20-19-2324-000	Water Reserve Interest	4,200	78	(4,122)	2%
20-19-2325-000	Water Reserve Colo Trust	345,147	-	(345,147)	0%
20-19-2326-000	Water Meter Sales / Parts	6,500	2,163	(4,337)	33%
20-19-2328-000	Surcharge	-	-	-	0%
20-19-2330-000	Late Fees	18,500	10,409	(8,091)	56%
20-19-2335-000	Water Improvement Fee	42,250	47,688	5,438	113%
20-19-2340-000	Water Loan Revenue	190,200	178,182	(12,018)	94%
20-19-2360-000	Water Dept. Misc. Revenue / TANK	-	8,323	8,323	0%
	<b>Total Revenue</b>	<b>\$ 1,801,397</b>	<b>\$ 1,318,351</b>	<b>\$ (483,046)</b>	<b>73%</b>
	<b>EXPENDITURES</b>				
	<u>General Administrative</u>				
	<u>Salaries and Benefits</u>				
20-81-3111-000	Salaries / Wages Regular	\$ 328,500	\$ 201,882	\$ 126,618	61%
20-81-3115-000	Overtime	-	500	(500)	0%
20-81-3119-000	Employer Taxes	25,135	15,498	9,637	62%
20-81-3124-000	Sick Leave	-	430	(430)	0%
20-81-3125-000	Employee Benefits	18,430	3,378	15,052	18%
20-81-3127-000	Insurance Premiums	100	312	(212)	312%
20-81-3131-000	Workers Compensation	15,000	18,683	(3,683)	125%
	Total Salaries and Benefits	<b>\$ 387,165</b>	<b>\$ 240,682</b>	<b>\$ 146,484</b>	<b>62%</b>
	<u>Professional Services</u>				
20-81-3161-000	Professional Services- Legal	\$ 20,000	\$ 18,600	\$ 1,400	93%
20-81-3162-000	Professional Services- Acctg	9,500	9,500	-	100%
20-81-3163-000	Professional Services- Other/ Engineering, etc.	40,000	46,065	(6,065)	115%
20-81-3164-000	Professional Services- IT/ Water Billing	30,000	70,577	(40,577)	235%
	Total Professional Services	<b>\$ 99,500</b>	<b>\$ 144,742</b>	<b>\$ (45,242)</b>	<b>145%</b>
	<u>Administrative</u>				
20-81-3141-000	Employee Clothing	\$ 500	\$ 118	\$ 382	24%
20-81-3145-000	Employee Training	3,000	661	2,339	22%
20-81-3149-000	Employee Travel	200	-	200	0%
20-81-3153-000	Memberships / Registrations	8,300	9,156	(856)	110%
20-81-3167-000	Payment Processing	10,037	370	9,667	4%
20-81-3169-000	Bank Fees and Services	460	18	442	4%
20-81-3211-000	General (Contract) Services	11,000	18,543	(7,543)	169%
20-81-3245-000	Utilities	115,000	111,049	3,951	97%
20-81-3253-000	Postage	7,000	606	6,394	9%
20-81-3281-000	Insurance	10,000	8,738	1,262	87%
20-81-3333-000	Publication / Legal Notices	500	-	500	0%
20-81-3338-000	Communication	5,500	1,472	4,028	27%
20-81-3523-000	Grant Expense- DOUG	-	-	-	0%
20-81-3391-000	Misc. Expenses	800	7,888	(7,088)	986%
	Total Administration	<b>\$ 172,297</b>	<b>\$ 158,619</b>	<b>\$ 13,678</b>	<b>92%</b>
	<b>Total General Administrative</b>	<b>\$ 658,962</b>	<b>\$ 544,043</b>	<b>\$ 114,919</b>	<b>83%</b>
	<u>Operations</u>				
20-81-3276-000	Vehicle Loan- Principal	\$ 7,820	\$ 3,186	\$ 4,634	41%
20-81-3277-000	Vehicle Loan- Interest	1,240	930	310	75%
20-82-3223-000	Operating Supplies- Treatment	25,000	38,069	(13,069)	152%
20-82-3224-000	Operating Supplies- Distribution	15,000	13,980	1,020	93%
20-82-3225-000	Building Maintenance	1,000	2,941	(1,941)	294%
20-82-3226-000	Repairs / Maintenance Supplies- Treatment	40,000	4,033	35,968	10%
20-82-3227-000	Repairs / Maintenance Supplies- Distribution	12,500	2,059	10,441	16%
20-82-3233-000	Water Meters / Replacements	5,000	5,515	(515)	110%
20-82-3234-000	Water Meters / Supplies & Repairs	5,000	2,708	2,292	54%

# TOWN OF PALMER LAKE

## WATER FUND


**Budget Status Report - GAAP Basis  
For the Eleven Months Ending November 30, 2021**

**Unaudited**

		2021	YTD	Variance	Percent
		Budget	Actual	Favorable (Unfavorable)	of Budget (YTD 92%)
20-82-3271-000	Vehicle Repair / Maint	6,000	584	5,416	10%
20-82-3275-000	Fuel	6,000	5,129	871	85%
20-82-3292-000	Capital Improvement- Water	700,000	561,658	138,342	80%
20-82-3293-000	Capital Equipment / TANK	-	-	-	0%
20-82-3294-000	Water Line Repair	100,000	13,215	86,786	13%
20-82-3313-000	Equipment Maintenance	23,000	34,612	(11,612)	150%
20-82-3338-000	Communications	1,550	3,587	(2,037)	231%
20-82-3411-000	Reservoirs / Dam Maintenance	10,000	3,037	6,963	30%
20-82-3431-000	Water Quality Tests	26,000	17,245	8,755	66%
	<b>Total Operations</b>	<b>\$ 985,110</b>	<b>\$ 712,487</b>	<b>\$ 272,623</b>	<b>72%</b>
	<b>Total Administrative and Operations</b>	<b>\$ 1,644,072</b>	<b>\$ 1,256,529</b>	<b>\$ 387,543</b>	<b>76%</b>
	<b>Debt Service</b>				
20-81-3400-000	CWRPDA 2009 Principal	\$ 83,916	\$ 87,323	\$ (3,407)	104%
20-81-3401-000	CWRPDA 2009 Interest	20,775	17,648	3,127	85%
20-81-3405-000	CWRPDA 2018 Principal	26,872	47,883	(21,011)	178%
20-81-3406-000	CWRPDA 2018 Interest	15,762	20,286	(4,524)	129%
20-81-3426-000	General Fund Loan- Interest	10,000	5,000	5,000	50%
	<b>Total Debt Service</b>	<b>\$ 157,325</b>	<b>\$ 178,139</b>	<b>\$ (20,814)</b>	<b>113%</b>
	<b>Total Expenditures</b>	<b>\$ 1,801,397</b>	<b>\$ 1,434,669</b>	<b>\$ 366,728</b>	<b>80%</b>
	<b>EXCESS OF REVENUE OVER (UNDER)</b>				
	<b>EXPENSES</b>	<b>\$ -</b>	<b>\$ (116,318)</b>	<b>\$ (116,318)</b>	

# CONSERVATION TRUST FUND

November 2021



# TOWN OF PALMER LAKE


## Conservation Trust Fund Budget Status Report - GAAP Basis For the Eleven Months Ending November 30, 2021

**Unaudited**

		2021	YTD	Variance	Percent
		Budget	Actual	Favorable	of Budget
				(Unfavorable)	(YTD 92%)
<b>Account Number</b>	<b>REVENUE</b>				
50-10-2160-000	Carry Over	\$ 30,000	\$ -	\$ (30,000)	0%
50-10-2170-000	Miscellaneous Income - CTF	-	13	13	0%
50-10-2210-000	Conservation Trust Interest	-	11	11	0%
50-10-2410-000	State Shared Revenue	19,507	26,279	6,772	135%
	<b>Total Revenue Conservation Trust</b>	<b>\$ 49,507</b>	<b>\$ 26,303</b>	<b>\$ (23,204)</b>	<b>53%</b>
	<b>EXPENDITURES</b>				
	<u>Administrative</u>				
	Salaries and Benefits				
50-30-3112-000	Salaries / Wages Temp/Part-time	\$ 24,000	\$ 17,980	\$ 6,020	75%
50-30-3119-000	Employer Taxes	1,836	1,614	222	88%
	<b>Total Salaries and Benefits</b>	<b>\$ 25,836</b>	<b>\$ 19,594</b>	<b>\$ 6,242</b>	<b>76%</b>
	<u>Administrative</u>				
50-30-3211-000	Contract Services	\$ -	\$ 2,623	\$ (2,623)	0%
50-30-3223-000	Operating Supplies / Materials	4,000	8,241	(4,241)	206%
50-30-3226-000	Repair / Maintenance Supplies	2,500	485	2,015	19%
50-30-3245-000	Utilities	1,000	1,374	(374)	137%
50-30-3275-000	Fuels / Lubricants	234	1,832	(1,598)	783%
50-30-3293-000	Capital Improvements	15,937	7,986	7,952	50%
	<b>Total General Administration</b>	<b>\$ 23,671</b>	<b>\$ 22,540</b>	<b>\$ 1,131</b>	<b>95%</b>
	<b>Total General Administrative</b>	<b>\$ 49,507</b>	<b>\$ 42,134</b>	<b>\$ 7,373</b>	<b>85%</b>
	<b>Total Expenditures</b>	<b>\$ 49,507</b>	<b>\$ 42,134</b>	<b>\$ 7,373</b>	<b>85%</b>
	<b>EXCESS OF REVENUE OVER (UNDER)</b>				
	<b>EXPENDITURES</b>	<b>\$ -</b>	<b>\$ (15,831)</b>	<b>\$ (15,831)</b>	

# GRANTS & DONATIONS FUND

November 2021



# TOWN OF PALMER LAKE

## GRANT & DONATION FUND


Budget Status Report - GAAP Basis  
For the Eleven Months Ending November 30, 2021

Unaudited

		2021	YTD	Variance	Percent
		Budget	Actual	Favorable	of Budget
				(Unfavorable)	(YTD 92%)
<b>Account Number</b>	<b>REVENUE</b>				
10-10-2186-000	FPPA Matching Funds	\$ 14,000	\$ -	\$ (14,000)	0%
10-10-2191-000	Fire Mitigation Grant	50,000	10,000	(40,000)	20%
10-10-2192-000	DOLA Grant	360,000	-	(360,000)	0%
10-10-2193-000	CESF Grant	-	29,790	29,790	0%
20-19-2350-000	ARP Funds	-	376,145	376,145	0%
10-10-3631-000	Police Donations/ Grants	15,000	3,544	(11,456)	24%
10-10-3680-000	Parks Donations/ Grants	1,000	2,290	1,290	229%
	<b>Total Revenue</b>	<b>\$ 440,000</b>	<b>\$ 421,769</b>	<b>\$ (18,231)</b>	<b>96%</b>
	<b>EXPENDITURES</b>				
	<b>General Administrative</b>				
10-21-3523-000	Grants Expense- DOLA / GOCO	\$ 360,000	\$ -	\$ 360,000	0%
	Total General Administrative Expenditures	<b>\$ 360,000</b>	<b>\$ -</b>	<b>\$ 360,000</b>	<b>0%</b>
	<b>Police Department Expenditures</b>				
10-31-3523-000	Grant Expense	\$ 15,100	\$ 6,501	\$ 8,599	43%
	Total Police Department Expenditures	<b>\$ 15,100</b>	<b>\$ 6,501</b>	<b>\$ 8,599</b>	<b>43%</b>
	<b>Fire Department Expenditures</b>				
10-41-3523-000	Grants Expense	\$ -	\$ -	\$ -	0%
	Total Fire Department Expenditures	<b>\$ -</b>	<b>\$ -</b>	<b>\$ -</b>	<b>0%</b>
	<b>Roads Department Expenditures</b>				
10-51-3519-000	RMB SRTS Grant	\$ -	\$ -	\$ -	0%
10-51-3523-000	Grants Expense- Douglas	13,900	-	13,900	0%
	Total Roads Department Expenditures	<b>\$ 13,900</b>	<b>\$ -</b>	<b>\$ 13,900</b>	<b>0%</b>
	<b>Parks Department Expenditures</b>				
10-80-3215-000	Parks Committee (donations)	\$ 1,000	\$ 2,500	\$ (1,500)	250%
10-80-3314-000	Fire Mitigation CUSP	50,000	-	50,000	0%
10-80-3523-000	Grants Expense	-	2,140	(2,140)	0%
	Total Parks Department Expenditures	<b>\$ 51,000</b>	<b>\$ 4,640</b>	<b>\$ 46,360</b>	<b>9%</b>
	<b>Water Department Expenditures</b>				
20-81-3523-000	Grant Expense- DOUG	\$ -	\$ 168,348	\$ (168,348)	0%
	Total Water Department Expenditures	<b>\$ -</b>	<b>\$ 168,348</b>	<b>\$ (168,348)</b>	<b>0%</b>
	<b>Total Expenditures</b>	<b>\$ 440,000</b>	<b>\$ 179,489</b>	<b>\$ 428,859</b>	
	<b>EXCESS OF REVENUE OVER (UNDER)</b>				
	<b>EXPENDITURES</b>	<b>\$ -</b>	<b>\$ 242,279</b>	<b>\$ 410,627</b>	

**Check Register**

**November 2021**



Ranges:	From:	To:	From:	To:
Check Number	First	Last	Check Date	11/1/2021
Vendor ID	First	Last	Checkbook ID	First
Vendor Name	First	Last		Last

Sorted By: Check Number

\* Voided Checks

Check Number	Vendor ID	Vendor Check Name	Check Date	Checkbook ID	Audit Trail Code	Amount
47572	5STARLIFEINSURA	5Star Life Insurance Company	11/12/2021	GENERAL CHECKIN	PMCHK00000259	\$251.40
47573	AIRGAS	Airgas USA, LLC	11/12/2021	GENERAL CHECKIN	PMCHK00000259	\$550.10
47574	AMERICANMEDICAL	American Medical Response	11/12/2021	GENERAL CHECKIN	PMCHK00000259	\$226.60
47575	AT&TMOBILITY	AT & T Mobility	11/12/2021	GENERAL CHECKIN	PMCHK00000259	\$2,040.57
47576	BLACKHILLSENERG	Black Hills Energy	11/12/2021	GENERAL CHECKIN	PMCHK00000259	\$123.67
47577	CENTURYLINK	Century Link	11/12/2021	GENERAL CHECKIN	PMCHK00000259	\$297.03
47578	CITYFINANCEACCT	City Finance Accts Rec	11/12/2021	GENERAL CHECKIN	PMCHK00000259	\$190.00
47579	COLORADODIVISIO	Colorado Division of Fire Prev	11/12/2021	GENERAL CHECKIN	PMCHK00000259	\$240.00
47580	COMPANIONLIFE	Companion Life Insurance	11/12/2021	GENERAL CHECKIN	PMCHK00000259	\$44.44
47581	COLLINSDAWN	Dawn Collins	11/12/2021	GENERAL CHECKIN	PMCHK00000259	\$36.54
* 47582	COREANDMAIN	Core & Main	11/12/2021	GENERAL CHECKIN	PMCHK00000260	\$162.00
47582	COREELECTRICCOO	CORE Electric Association	11/12/2021	GENERAL CHECKIN	PMCHK00000262	\$6,832.37
* 47583	COREELECTRICCOO	CORE Electric Association	11/12/2021	GENERAL CHECKIN	PMCHK00000260	\$6,832.37
47583	COREANDMAIN	Core & Main	11/12/2021	GENERAL CHECKIN	PMCHK00000263	\$162.00
47584	DPCINDUSTRIES,I	DPC Industries, Inc.	11/12/2021	GENERAL CHECKIN	PMCHK00000260	\$70.00
47585	EMERGENCYNETWOR	Emergency Network Security Sys	11/12/2021	GENERAL CHECKIN	PMCHK00000260	\$61.00
47586	EMERGENCYREPORT	Backdraft OPCO LLC	11/12/2021	GENERAL CHECKIN	PMCHK00000260	\$208.53
47587	FOUNTAINCREEKWA	Fountain Creek Watershed, Floo	11/12/2021	GENERAL CHECKIN	PMCHK00000260	\$689.98
47588	FRONTRANGEFIRE	Front Range Fire Apparatus	11/12/2021	GENERAL CHECKIN	PMCHK00000260	\$5,935.25
47589	GALLS	GALLS, LLC	11/12/2021	GENERAL CHECKIN	PMCHK00000260	\$48.95
47590	HIGHPOINTNETWOR	High Point Networks	11/12/2021	GENERAL CHECKIN	PMCHK00000260	\$35.00
47591	DEYOEJAMES	James Deyoe	11/12/2021	GENERAL CHECKIN	PMCHK00000260	\$369.11
47592	INTERSTATECHEMI	Interstate Chemical Co, Inc.	11/12/2021	GENERAL CHECKIN	PMCHK00000261	\$1,419.60
* 47593	KONICAMINOLTA	Konica Minolta	11/12/2021	GENERAL CHECKIN	PMCHK00000261	\$53.06
47594	LNCURTISANDSON	L.N. Curtis and Sons	11/12/2021	GENERAL CHECKIN	PMCHK00000261	\$285.75
47595	MEYER&SAMSINC	Meyer & Sams, Inc. dba GMS, In	11/12/2021	GENERAL CHECKIN	PMCHK00000261	\$13,047.24
47596	MONUMENTSMALLEN	Monument Small Engine	11/12/2021	GENERAL CHECKIN	PMCHK00000261	\$81.49
47597	OREILLY	O'Reilly	11/12/2021	GENERAL CHECKIN	PMCHK00000261	\$83.91
47598	OASISLANDSCAPEA	Oasis Landscape & Irrigation I	11/12/2021	GENERAL CHECKIN	PMCHK00000261	\$115.00
47599	POWERSERVICEOFC	Power Service of Colorado, Inc	11/12/2021	GENERAL CHECKIN	PMCHK00000261	\$724.00
47600	ROIFIRE	ROI Fire & Ballistics Equipmen	11/12/2021	GENERAL CHECKIN	PMCHK00000261	\$655.00
47601	SCHMIDTCONSTRUC	Schmidt Construction Company	11/12/2021	GENERAL CHECKIN	PMCHK00000261	\$672.08
47602	STERICYCLE	Stericycle, Inc.	11/12/2021	GENERAL CHECKIN	PMCHK00000261	\$175.00
47603	TLECC	Timber Line Electric & Control	11/12/2021	GENERAL CHECKIN	PMCHK00000261	\$2,289.00
47604	TREEARTISANS	Tree Artisans Inc	11/12/2021	GENERAL CHECKIN	PMCHK00000261	\$2,100.00
47605	AIRGAS	Airgas USA, LLC	11/18/2021	GENERAL CHECKIN	PMCHK00000266	\$328.73
47606	AMCOBI	American Conservation & Billin	11/18/2021	GENERAL CHECKIN	PMCHK00000266	\$1,619.15
47607	AMCOBIIT	American Conservation & Billin	11/18/2021	GENERAL CHECKIN	PMCHK00000266	\$3,843.75
47608	AMERICANPORTABL	American Portable Services, In	11/18/2021	GENERAL CHECKIN	PMCHK00000266	\$174.00
47609	AQUARIOUSWORKMA	Aquarius Workman	11/18/2021	GENERAL CHECKIN	PMCHK00000266	\$200.00
47610	BBAWATERCONSULT	Bishop-Brogden Associates, Inc	11/18/2021	GENERAL CHECKIN	PMCHK00000266	\$4,363.21
47611	BLACKHILLSENERG	Black Hills Energy	11/18/2021	GENERAL CHECKIN	PMCHK00000266	\$467.53
47612	CENTURYLINK	Century Link	11/18/2021	GENERAL CHECKIN	PMCHK00000266	\$66.61
47613	COLORADODIVISIO	Colorado Division of Fire Prev	11/18/2021	GENERAL CHECKIN	PMCHK00000266	\$30.00
47614	CML	Colorado Municipal League	11/18/2021	GENERAL CHECKIN	PMCHK00000266	\$1,581.00
47615	CKT	Common Knowledge Technology	11/18/2021	GENERAL CHECKIN	PMCHK00000266	\$1,300.00
47616	CENTURYLINKLEVE	Level 3 Communications, LLC	11/18/2021	GENERAL CHECKIN	PMCHK00000266	\$492.96
47617	COMCAST	Comcast	11/18/2021	GENERAL CHECKIN	PMCHK00000267	\$193.35
47618	COREANDMAIN	Core & Main	11/18/2021	GENERAL CHECKIN	PMCHK00000267	\$802.50
47619	COREELECTRICCOO	CORE Electric Association	11/18/2021	GENERAL CHECKIN	PMCHK00000267	\$3,213.53
47620	DANAKEPNERCOMPA	Dana Kepner Company, Inc.	11/18/2021	GENERAL CHECKIN	PMCHK00000267	\$553.38
47621	ESO	ESO Solutions Inc.	11/18/2021	GENERAL CHECKIN	PMCHK00000267	\$208.53
47622	EVOQUA	Evoqua Water Technologies LLC	11/18/2021	GENERAL CHECKIN	PMCHK00000267	\$1,250.00
47623	FORSGRENASSOCIA	Forsgren Associates Inc.	11/18/2021	GENERAL CHECKIN	PMCHK00000267	\$407.25
47624	GREEN&ASSOCIATE	Green & Associates LLC	11/18/2021	GENERAL CHECKIN	PMCHK00000267	\$14,600.00
47625	DEYOEJAMES	James Deyoe	11/18/2021	GENERAL CHECKIN	PMCHK00000267	\$35.00
47626	GAZETTE	The Gazette	11/18/2021	GENERAL CHECKIN	PMCHK00000267	\$136.57
47627	HOMEDEPOT	Home Depot Credit Service	11/18/2021	GENERAL CHECKIN	PMCHK00000267	\$134.01
47628	KNASTERTECHNOLO	The Knaster Technology Group	11/18/2021	GENERAL CHECKIN	PMCHK00000267	\$945.00
47629	KNOBHILLTOWING	Knob Hill Towing	11/18/2021	GENERAL CHECKIN	PMCHK00000268	\$128.75
47630	KONICAMINOLTA	Konica Minolta	11/18/2021	GENERAL CHECKIN	PMCHK00000268	\$41.72
47631	LYONSGADDISATTO	Lyons Gaddis Attorneys & Couns	11/18/2021	GENERAL CHECKIN	PMCHK00000268	\$88.50
47632	MARIONFORDLINCO	Marion Ford Hyundai	11/18/2021	GENERAL CHECKIN	PMCHK00000268	\$29,077.60
47633	MARTINMARIETTA	Martin Marietta Materials	11/18/2021	GENERAL CHECKIN	PMCHK00000268	\$52,834.50
47634	MEYER&SAMSINC	Meyer & Sams, Inc. dba GMS, In	11/18/2021	GENERAL CHECKIN	PMCHK00000268	\$8,805.47
47635	ONEMANLITTLELAD	One Man & Little Lady Cleaning	11/18/2021	GENERAL CHECKIN	PMCHK00000268	\$750.00
47636	ORKIN	Orkin	11/18/2021	GENERAL CHECKIN	PMCHK00000268	\$157.65
47637	PALMERLAKEELEM	Palmer Lake Elementary	11/18/2021	GENERAL CHECKIN	PMCHK00000268	\$192.50
47638	PALMERLAKESANIT	Palmer Lake Sanitation	11/18/2021	GENERAL CHECKIN	PMCHK00000268	\$1,238.40

\* Voided Checks

Check Number	Vendor ID	Vendor Check Name	Check Date	Checkbook ID	Audit Trail Code	Amount
47639	ROCKYMOUNTAINOI	Rocky Mountain Oil Change M	11/18/2021	GENERAL CHECKIN	PMCHK00000268	\$75.63
47640	SGS	SGS North America, Inc.	11/18/2021	GENERAL CHECKIN	PMCHK00000268	\$460.52
47641	SPRINGSFASTENER	Springs Fastener Co.	11/18/2021	GENERAL CHECKIN	PMCHK00000269	\$32.04
47642	STERICYCLE	Stericycle, Inc.	11/18/2021	GENERAL CHECKIN	PMCHK00000269	\$35.00
47643	TNPARKERCONSTRU	TN Parker Construction	11/18/2021	GENERAL CHECKIN	PMCHK00000269	\$39,121.48
47644	TRILAKESPRINTIN	Tri-Lakes Printing	11/18/2021	GENERAL CHECKIN	PMCHK00000269	\$335.00
47645	UNCC	Utility Notification Center of	11/18/2021	GENERAL CHECKIN	PMCHK00000269	\$43.56
47646	XFINITY	Xfinity	11/18/2021	GENERAL CHECKIN	PMCHK00000269	\$104.85
47653	TNPARKERCONSTRU	TN Parker Construction	11/3/2021	GENERAL CHECKIN	PMCHK00000265	\$45,185.00
Total Checks: 78						Total Amount of Checks: \$255,714.84