



TOWN OF PALMER LAKE
Financial Statements
February 2024
Unaudited



Schedule of Cash Position February 2024

TOWN OF PALMER LAKE
Schedule of Cash Position
February 2024

FINANCIAL INSTITUTION	ACCOUNT NAME	CHECKING / SAVINGS	BANK RATE	BALANCE
GENERAL FUND				
GENERAL FUND OPERATING:				
Community Banks of CO	General Fund Operating	Checking	n/a	\$ 1,338,783
GENERAL FUND RESERVES:				
Colorado Trust (ColoTrust) <i>* Operating Reserve - 3 months (\$752,109)</i>	General Fund Reserve	Savings	5.52%	\$ 1,513,811
Colorado Trust (ColoTrust)	Police Reserve	Savings	5.52%	\$ 7
Colorado Trust (ColoTrust)	Fire Reserve	Savings	5.52%	\$ 64,337
Colorado Trust (ColoTrust)	Roads Reserve	Savings	5.52%	\$ 10,714
General Fund Reserves Subtotal				<u>\$ 1,588,869</u>
General Fund Accounts Total				<u><u>\$ 2,927,652</u></u>
WATER FUND				
WATER FUND OPERATING:				
Community Banks of CO	Water Fund Operating	Checking	n/a	\$ 1,211,286
WATER FUND RESERVES:				
Colorado Trust (ColoTrust)	Water Reserve	Savings	5.52%	\$ 192,829
Colorado Trust (ColoTrust)	Water Cap Imp Reserve	Savings	5.52%	\$ 214,290
RESTRICTED FUNDS (WATER FUND):				
Colorado Trust (ColoTrust) <i>* Restricted - Loan Reserve - 3 months (\$224,600)</i>	Water Loan Reserve	Savings	5.52%	\$ 213,625
Water Fund Accounts Total				<u><u>\$ 1,832,030</u></u>
CONSERVATION TRUST FUND				
CONSERVATION TRUST FUND:				
Colorado Trust (ColoTrust)	CTF Reserve	Savings	5.52%	\$ 29,297
Conservation Trust Fund Account Total				<u><u>\$ 29,297</u></u>



Financial Reports
February 2024

TOWN OF PALMER LAKE

SCHEDULE OF REVENUE, EXPENDITURES AND CHANGES IN FUND BALANCE - BUDGET AND ACTUAL GENERAL FUND

For the Two Months Ended February 29, 2024

UNAUDITED

	2024 Adopted Budget	Actual	Variance Favorable (Unfavorable)	Percent of Budget (YTD 17%)
REVENUE				
Taxes	\$ 2,794,447	\$ 556,080	\$ (2,238,367)	20%
Fees and Licenses	291,025	16,965	(274,060)	6%
Intergovernmental	7,000	82	(6,918)	1%
Fines	65,000	13,800	(51,200)	21%
Interest	80,000	14,354	(65,646)	18%
Departmental	65,000	9,538	(55,462)	15%
Grants and Donations	1,385,959	2,000	(1,383,959)	0%
Miscellaneous	70,000	15,314	(54,686)	22%
Total Revenue	\$ 4,758,431	\$ 628,134	\$ (4,130,298)	13%
EXPENDITURES				
Administration				
Salaries and Benefits	\$ 246,873	\$ 26,250	\$ 220,623	11%
Professional Services	373,000	42,634	330,366	11%
Administrative/Operations	332,936	44,944	287,992	13%
Capital Outlays	10,000	-	10,000	0%
Total Administration	\$ 962,809	\$ 113,828	\$ 848,981	12%
Police Department				
Salaries and Benefits	\$ 674,622	\$ 126,051	\$ 548,571	19%
Professional Services	112,600	983	111,617	0%
Administrative/Operations	86,845	6,037	80,808	7%
Capital Outlays	80,000	-	80,000	0%
Total Police Department	\$ 954,067	\$ 133,071	\$ 820,996	14%
Fire Department				
Salaries and Benefits	\$ 630,741	\$ 95,385	\$ 535,356	15%
Professional Services	10,000	3,970	6,030	0%
Administrative/Operations	128,600	11,098	117,502	9%
Total Fire Department	\$ 769,341	\$ 110,453	\$ 658,888	14%
Public Works Department - Roads				
Salaries and Benefits	\$ 334,898	\$ 48,152	\$ 286,746	14%
Professional Services	40,300	316	39,984	1%
Administrative/Operations	167,500	13,530	153,970	8%
Capital Outlays	1,673,580	16,410	1,657,170	1%
Total Roads Department	\$ 2,216,278	\$ 78,408	\$ 2,137,870	4%
Public Works Department - Parks				
Administrative/Operations	\$ 42,100	\$ 5,222	\$ 36,878	12%
Capital Outlays	\$ 31,000	\$ -	\$ 31,000	0%
Total Parks Department	\$ 73,100	\$ 5,222	\$ 67,878	7%
Total Expenditures	\$ 4,975,596	\$ 440,982	\$ 4,534,614	9%
EXCESS OF REVENUE OVER (UNDER)				
EXPENDITURES	\$ (217,165)	\$ 187,152	\$ 404,316	
FUND BALANCE - BEGINNING OF YEAR		\$ 3,651,518		
FUND BALANCE - END OF YEAR		\$ 3,838,670		

Recommended Operating Reserve - 3 months

752,109

TOWN OF PALMER LAKE

SCHEDULE OF REVENUE, EXPENDITURES AND CHANGES IN FUNDS AVAILABLE - BUDGET AND ACTUAL WATER ENTERPRISE FUND

For the Two Months Ended February 29, 2024

UNAUDITED

	2024 Adopted Budget	Actual	Variance Favorable (Unfavorable)	Percent of Budget (YTD 17%)
REVENUE				
Water Billing	\$ 1,375,000	\$ 205,323	\$ (1,169,677)	15%
Water Improvement Fee	74,000	12,558	(61,442)	17%
Water Loan	216,000	36,044	(179,956)	17%
Water Tap Fees	72,000	7,703	(64,297)	11%
Water Meter/Parts	2,550	-	(2,550)	0%
Late Fees/Service Fees	16,000	3,956	(12,044)	25%
Interest	24,000	5,608	(18,392)	23%
American Rescue Plan	103,669	-	(103,669)	0%
PLES Upper Glenway Water Improvement	101,520	-	(101,520)	0%
Total Revenue	<u>\$ 1,984,739</u>	<u>\$ 271,192</u>	<u>\$ (1,713,547)</u>	<u>14%</u>
EXPENDITURES				
Salaries and Benefits	\$ 519,749	\$ 66,594	\$ 453,155	13%
Professional Services	137,000	13,483	123,517	10%
Administrative/Operations	438,300	89,791	348,509	20%
Capital Outlays	649,290	8,320	640,970	1%
Debt Service	207,179	-	207,179	0%
Total Expenditures	<u>\$ 1,951,518</u>	<u>\$ 178,188</u>	<u>\$ 1,773,330</u>	<u>9%</u>
EXCESS OF REVENUE OVER (UNDER) EXPENDITURES				
	<u>\$ 33,221</u>	<u>\$ 93,004</u>	<u>\$ 59,783</u>	
FUND BALANCE - BEGINNING OF YEAR				
		<u>\$ 1,316,293</u>		
FUND BALANCE - END OF YEAR				
		<u>\$ 1,409,297</u>		
Less: Restricted Operating Reserve - 3 months		(224,600)	<i>Note 1</i>	
FUND BALANCE - END OF YEAR - Unrestricted				
		<u><u>\$ 1,184,697</u></u>		

Note 1: CWR&PDA Loan Requirement

TOWN OF PALMER LAKE

STATEMENT OF REVENUE, EXPENDITURES AND CHANGES IN FUND BALANCE - BUDGET AND ACTUAL CONSERVATION TRUST FUND

For the Two Months Ended February 29, 2024

UNAUDITED

	2024 Adopted Budget	Actual	Variance Favorable (Unfavorable)	Percent of Budget (YTD 17%)
REVENUE				
State Shared Revenue	\$ 36,140	\$ -	\$ (36,140)	0%
Interest	1,200	265	(935)	22%
Total Revenue	\$ 37,340	\$ 265	\$ (37,075)	1%
EXPENDITURES				
Salaries and Benefits	\$ 14,380	\$ -	\$ 14,380	0%
Administrative/Operations	3,000	-	3,000	0%
Capital Outlays	19,000	-	19,000	0%
Total Expenditures	\$ 36,380	\$ -	\$ 36,380	0%
NET CHANGE IN FUND BALANCE	\$ 960	\$ 265	\$ (695)	
FUND BALANCE - BEGINNING OF YEAR		\$ 59,044		
FUND BALANCE - END OF YEAR - Restricted		\$ 59,309		



Accounts Payable Reports February 2024

Ranges: From: To: From: To:
 Check Number First Last Check Date 2/1/2024 2/29/2024
 Vendor ID First Last Checkbook ID First Last
 Vendor Name First Last

Sorted By: Check Number

* Voided Checks

Check Number	Vendor ID	Vendor Check Name	Check Date	Checkbook ID	Audit Trail Code	Amount
49597	AIRGAS	AIRGAS USA, LLC	2/8/2024	COBANK-CKG 9495	PMCHK00000149	\$116.48
49598	AMERICANWATERWO	AMERICAN WATER WORKS ASSOCIATI	2/8/2024	COBANK-CKG 9495	PMCHK00000149	\$412.00
49599	CHAVEZCONSULTIN	CHAVEZ CONSULTING INC., LLC	2/8/2024	COBANK-CKG 9495	PMCHK00000149	\$150.00
49600	COLORADOINTERAC	COLORADO INTERACTIVE, LLC	2/8/2024	COBANK-CKG 9495	PMCHK00000149	\$1,651.00
49601	CKT	COMMON KNOWLEDGE TECHNOLOGY	2/8/2024	COBANK-CKG 9495	PMCHK00000149	\$2,472.75
49602	COMMUNITYMATTER	COMMUNITY MATTERS INSTITUTE	2/8/2024	COBANK-CKG 9495	PMCHK00000149	\$9,665.00
49603	ECS	EMPLOYERS COUNCIL	2/8/2024	COBANK-CKG 9495	PMCHK00000149	\$86.25
49604	ESO	ESO SOLUTIONS, INC.	2/8/2024	COBANK-CKG 9495	PMCHK00000149	\$208.53
49605	GALLS	GALLS, LLC	2/8/2024	COBANK-CKG 9495	PMCHK00000149	\$88.65
49606	JAN-PROFRANCHIS	JAN-PRO FRANCHISE DEVELOPMENT	2/8/2024	COBANK-CKG 9495	PMCHK00000149	\$255.00
49607	KELLYBOOKSLLC	KellyBooks LLC	2/8/2024	COBANK-CKG 9495	PMCHK00000149	\$4,250.00
49608	KONICAMINOLTA	KONICA MINOLTA BUSINESS SOLUTI	2/8/2024	COBANK-CKG 9495	PMCHK00000149	\$2.53
49609	MONARCHMERCHANT	MONARCH MERCHANDISING	2/8/2024	COBANK-CKG 9495	PMCHK00000149	\$194.00
49610	PALMERLAKESANIT	PALMER LAKE SANITATION	2/8/2024	COBANK-CKG 9495	PMCHK00000149	\$1,820.44
49611	PIKESPEAKREGION	PIKES PEAK REGIONAL WATER AUTH	2/8/2024	COBANK-CKG 9495	PMCHK00000149	\$7,134.28
49612	REDNOLAND	RED NOLAND COLLISION CENTER	2/8/2024	COBANK-CKG 9495	PMCHK00000149	\$2,269.00
49613	REPUBLICSERVICE	REPUBLIC SERVICES #653	2/8/2024	COBANK-CKG 9495	PMCHK00000149	\$1,146.72
49614	RICKAUSMSTRUCK	RICK AUSMUS TRUCKING	2/8/2024	COBANK-CKG 9495	PMCHK00000149	\$300.00
49615	GAZETTE	THE GAZETTE	2/8/2024	COBANK-CKG 9495	PMCHK00000149	\$58.32
49616	TRILAKESCHAMBER	TRI-LAKES CHAMBER OF COMMERCE	2/8/2024	COBANK-CKG 9495	PMCHK00000149	\$50.00
49617	UNCC	UTILITY NOTIFICATION CENTER OF	2/8/2024	COBANK-CKG 9495	PMCHK00000149	\$15.48
49618	HIGHERSTANDARD	HIGHER STANDARD PAINTING COMPA	2/15/2024	COBANK-CKG 9495	PMCHK00000150	\$1,215.00
49619	KNASTERTECHNOLO	THE KNASTER TECHNOLOGY GROUP	2/15/2024	COBANK-CKG 9495	PMCHK00000150	\$185.00
49620	WITMERPUBLIC	WITMER PUBLIC SAFETY GROUP INC	2/15/2024	COBANK-CKG 9495	PMCHK00000150	\$173.77
49621	AT&TMOBILITY	AT & T MOBILITY	2/22/2024	COBANK-CKG 9495	PMCHK00000151	\$1,570.38
49622	CENTURYLINK	CENTURYLINK	2/22/2024	COBANK-CKG 9495	PMCHK00000151	\$607.33
49623	COREANDMAIN	CORE & MAIN LLP	2/22/2024	COBANK-CKG 9495	PMCHK00000151	\$2,043.36
49624	ESO	ESO SOLUTIONS, INC.	2/22/2024	COBANK-CKG 9495	PMCHK00000151	\$3,055.00
49625	FAILSAFE TESTING	FAILSAFE TESTING LLC	2/22/2024	COBANK-CKG 9495	PMCHK00000151	\$235.68
49626	CICCOLELLAJOHN	JOHN CICCOLELLA	2/22/2024	COBANK-CKG 9495	PMCHK00000151	\$320.00
49627	KROBLAWOFFICES	KROB LAW OFFICE, LLC	2/22/2024	COBANK-CKG 9495	PMCHK00000151	\$10,220.00
49628	UCHEALTH	Memorial Health System	2/22/2024	COBANK-CKG 9495	PMCHK00000151	\$185.18
49629	MYFLEETCENTER	MYFLEETCENTER	2/22/2024	COBANK-CKG 9495	PMCHK00000151	\$79.02
49630	PAVEMENTREPAIR	PAVEMENT REPAIR & SUPPLIES, IN	2/22/2024	COBANK-CKG 9495	PMCHK00000151	\$1,237.50
49631	DPCINDUSTRIES	PVS DX, INC.	2/22/2024	COBANK-CKG 9495	PMCHK00000151	\$2,489.94
49632	XEROX	XEROX BUSINESS SOLUTIONS SOUTH	2/22/2024	COBANK-CKG 9495	PMCHK00000151	\$956.12

Total Checks: 36 Total Amount of Checks: \$56,919.71
 =====

Town of Palmer Lake
ACH REGISTER REPORT
Payables Management

	From:	To:
ACH Date	2/1/2024	2/29/2024
Checkbook ID	COBANK-CKG 9495	COBANK-CKG 9495

Sorted By: Date

Trx Date	Orig. Audit Trail	Distribution Reference	Orig. Master Number	Orig. Master Name	Amount
2/5/2024	CMTRX00000124	Bank Transaction Entry	WDL000001119	Parking Kiosk Fee	159.60
2/6/2024	CMTRX00000130	Bank Transaction Entry	WDL000001171	WEX Fuel	3,054.18
2/7/2024	CMTRX00000124	Bank Transaction Entry	WDL000001120	CORE Electric	9,798.99
2/7/2024	CMTRX00000124	Bank Transaction Entry	WDL000001121	Humana	1,120.41
2/8/2024	CMTRX00000124	Bank Transaction Entry	WDL000001122	Paycom	61,774.46
2/8/2024	CMTRX00000124	Bank Transaction Entry	WDL000001137	Black Hills Energy	79.55
2/12/2024	CMTRX00000124	Bank Transaction Entry	WDL000001114	HealthEquity	5.00
2/13/2024	CMTRX00000124	Bank Transaction Entry	WDL000001123	Pinnacol Assurance	15,039.00
2/13/2024	CMTRX00000124	Bank Transaction Entry	WDL000001138	Black Hills Energy	261.12
2/13/2024	CMTRX00000124	Bank Transaction Entry	WDL000001139	Black Hills Energy	201.18
2/13/2024	CMTRX00000124	Bank Transaction Entry	WDL000001140	Black Hills Energy	197.56
2/13/2024	CMTRX00000124	Bank Transaction Entry	WDL000001141	Black Hills Energy	146.28
2/13/2024	CMTRX00000124	Bank Transaction Entry	WDL000001142	Black Hills Energy	111.64
2/13/2024	CMTRX00000124	Bank Transaction Entry	WDL000001143	Black Hills Energy	89.25
2/13/2024	CMTRX00000124	Bank Transaction Entry	WDL000001144	Black Hills Energy	27.16
2/14/2024	CMTRX00000124	Bank Transaction Entry	WDL000001115	FPPA	7,058.25
2/15/2024	CMTRX00000124	Bank Transaction Entry	WDL000001118	PCS	2,417.87
2/21/2024	CMTRX00000124	Bank Transaction Entry	WDL000001126	Amcobi	1,141.51
2/21/2024	CMTRX00000124	Bank Transaction Entry	WDL000001127	Amcobi	211.24
2/21/2024	CMTRX00000124	Bank Transaction Entry	WDL000001128	Amcobi	139.15
2/21/2024	CMTRX00000124	Bank Transaction Entry	WDL000001129	Amcobi	134.65
2/21/2024	CMTRX00000124	Bank Transaction Entry	WDL000001130	Amcobi	114.37
2/21/2024	CMTRX00000124	Bank Transaction Entry	WDL000001131	Amcobi	111.85
2/21/2024	CMTRX00000124	Bank Transaction Entry	WDL000001132	Amcobi	91.72
2/21/2024	CMTRX00000124	Bank Transaction Entry	WDL000001133	Amcobi	90.04
2/21/2024	CMTRX00000124	Bank Transaction Entry	WDL000001134	Amcobi	88.36
2/21/2024	CMTRX00000124	Bank Transaction Entry	WDL000001135	Amcobi	88.36
2/21/2024	CMTRX00000124	Bank Transaction Entry	WDL000001136	Amcobi	85.00
2/21/2024	CMTRX00000129	Bank Transaction Entry	WDL000001170	Visa Cardmember Services	3,370.11
2/22/2024	CMTRX00000124	Bank Transaction Entry	WDL000001113	Paycom	75,273.95
2/26/2024	CMTRX00000124	Bank Transaction Entry	WDL000001124	Anthem	8,990.03
2/28/2024	CMTRX00000124	Bank Transaction Entry	WDL000001116	FPPA	7,194.90
2/28/2024	CMTRX00000124	Bank Transaction Entry	WDL000001117	PCS	2,315.46

Total ACHs:	33	Total Amount of ACHs:	\$ 200,982.20
--------------------	-----------	------------------------------	----------------------

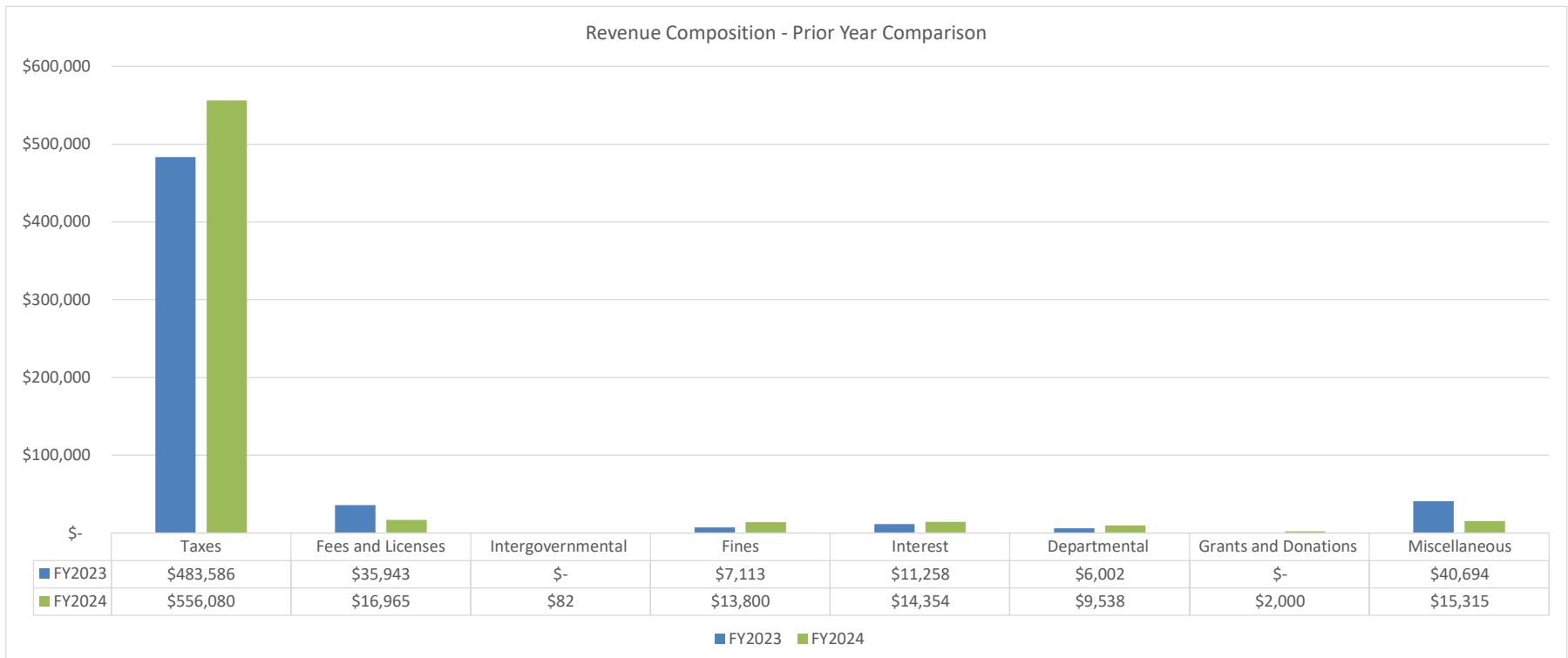
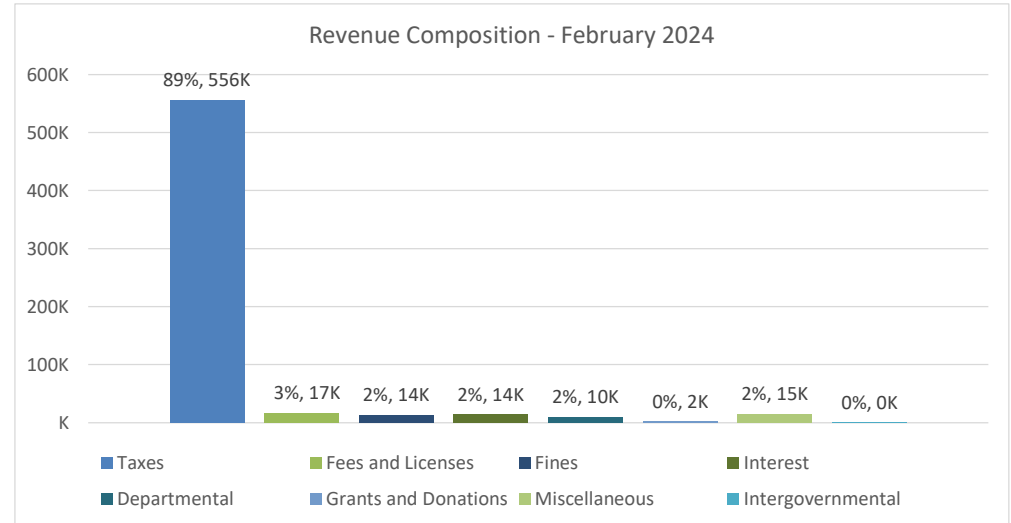
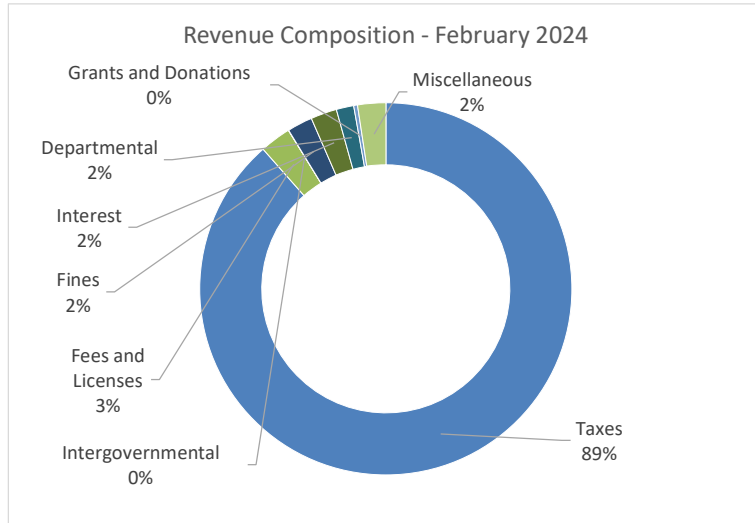


Charts
February 2024

TOWN OF PALMER LAKE

REVENUE CHARTS GENERAL FUND

For the Two Months Ended February 29, 2024
UNAUDITED



TOWN OF PALMER LAKE

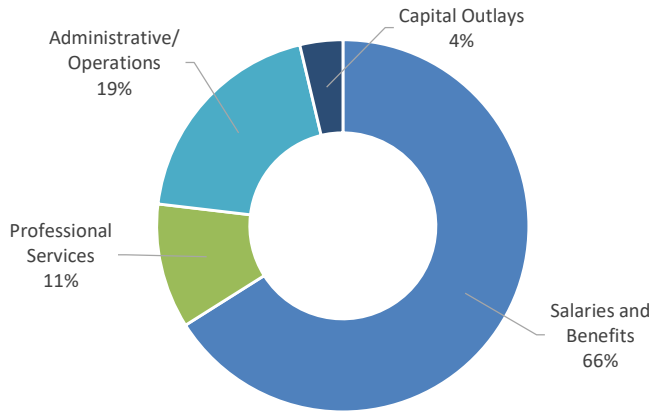
EXPENDITURE CHARTS

GENERAL FUND

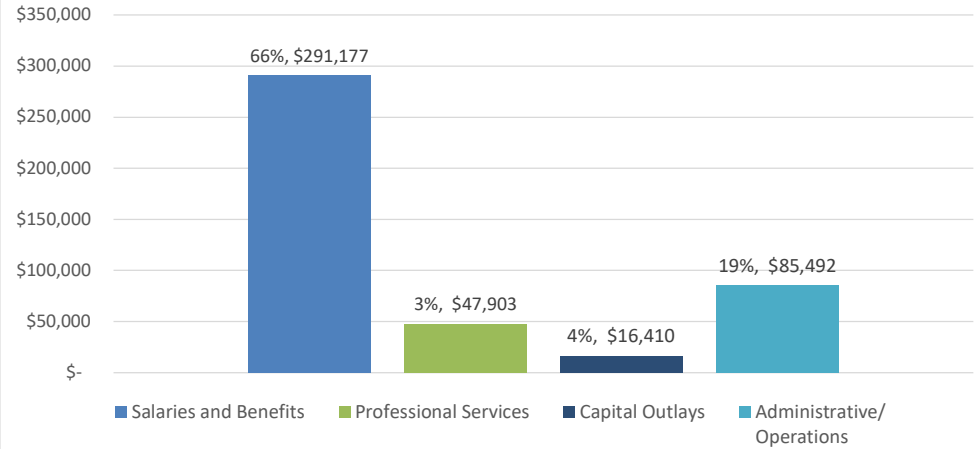
For the Two Months Ended February 29, 2024

UNAUDITED

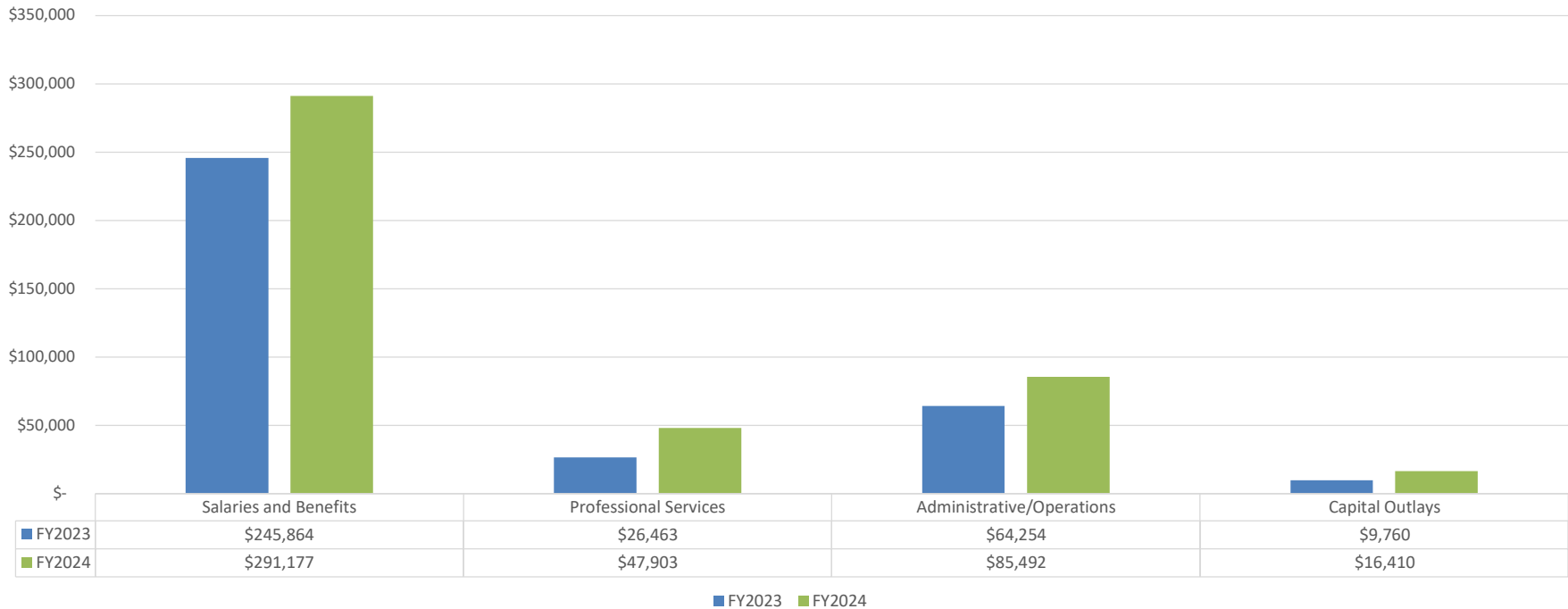
Expenditure Composition by Type - February 2024



Expenditure Composition by Type - February 2024



Expenditure Composition by Type - Prior Year Comparison



TOWN OF PALMER LAKE

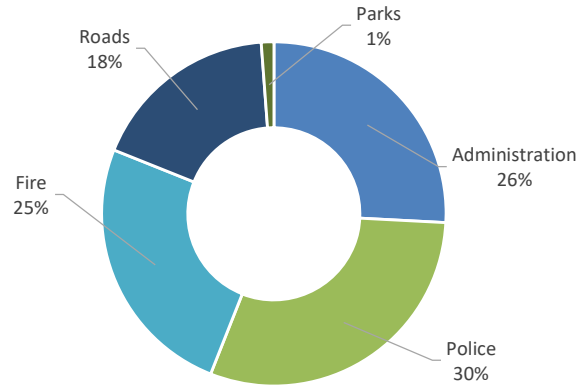
EXPENDITURE CHARTS

GENERAL FUND

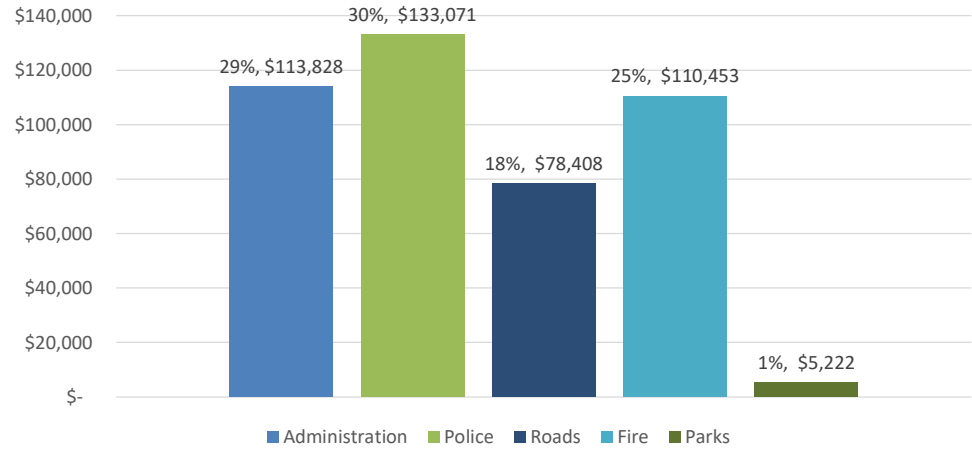
For the Two Months Ended February 29, 2024

UNAUDITED

Expenditure Composition by Department - February 2024



Expenditure Composition by Department - February 2024



Expenditure Composition by Department - Prior Year Comparison



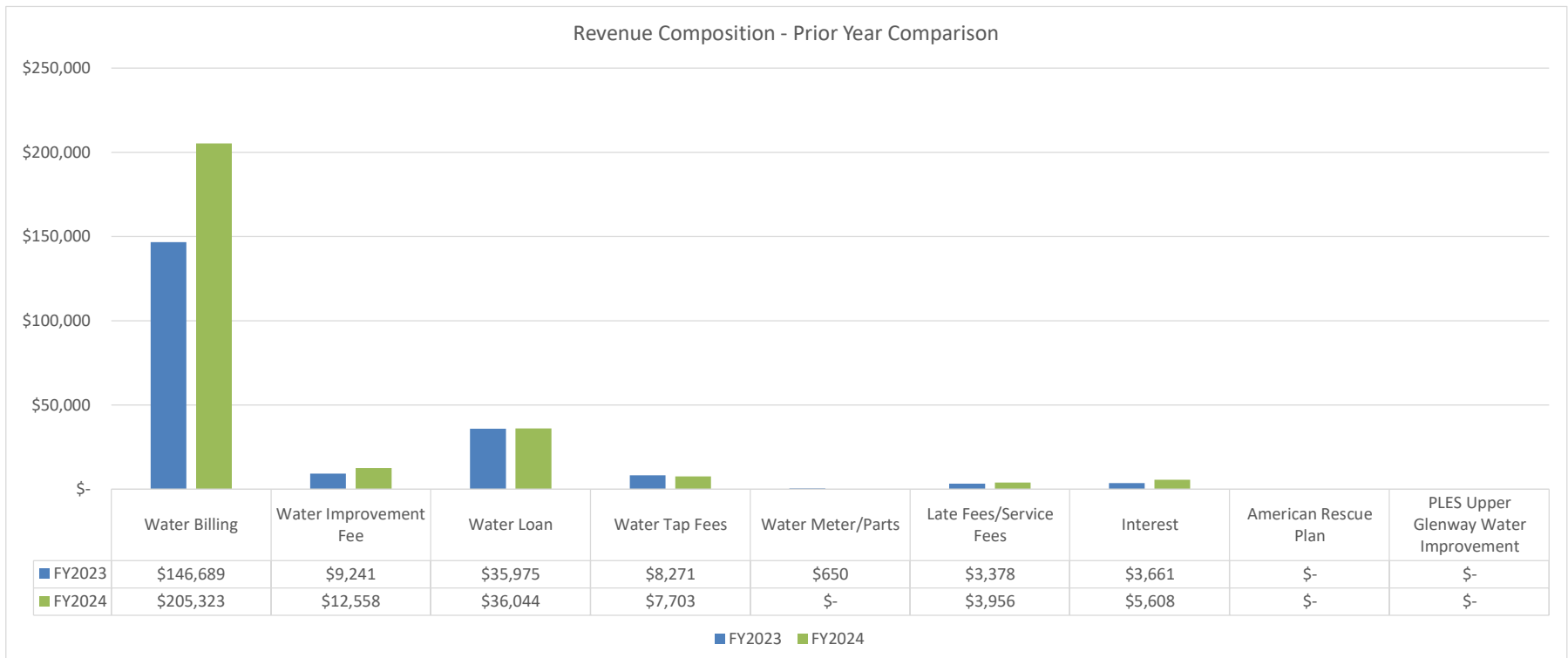
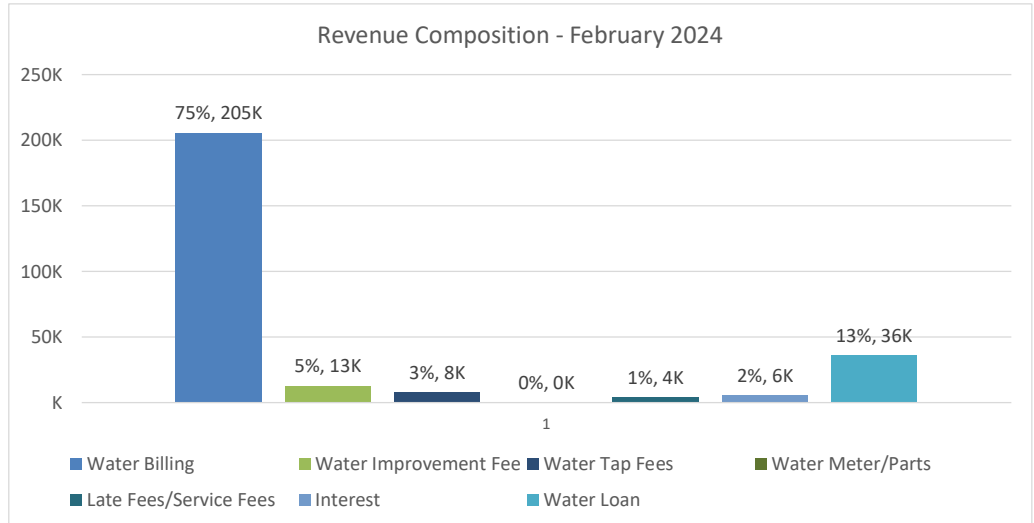
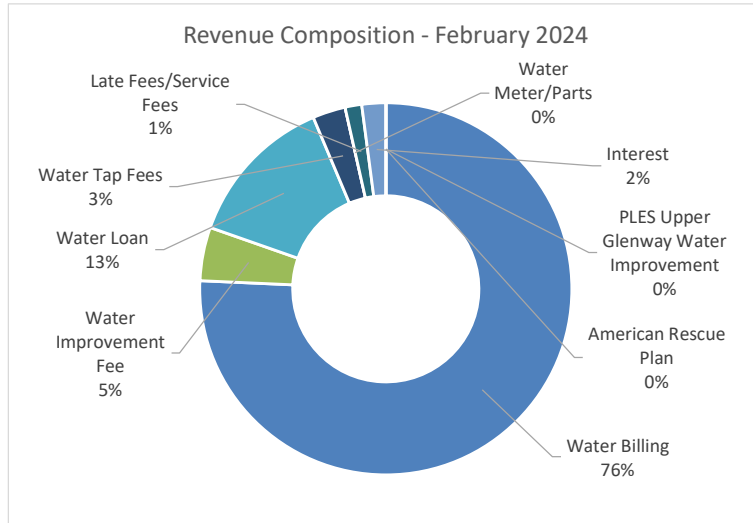
TOWN OF PALMER LAKE

REVENUE CHARTS

WATER ENTERPRISE FUND

For the Two Months Ended February 29, 2024

UNAUDITED



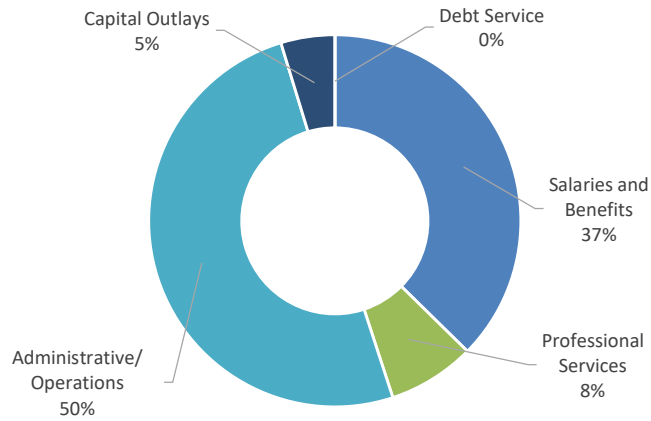
TOWN OF PALMER LAKE

EXPENDITURE CHARTS WATER ENTERPRISE FUND

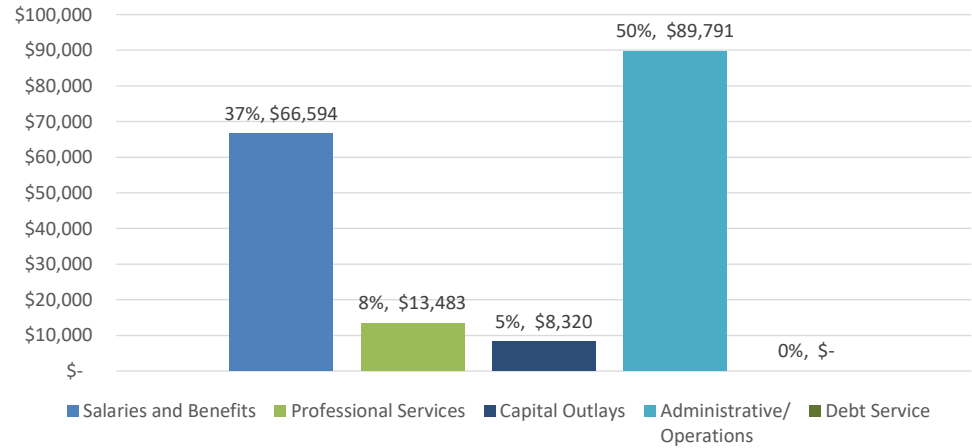
For the Two Months Ended February 29, 2024

UNAUDITED

Expenditure Composition by Type - February 2024



Expenditure Composition by Type - February 2024



Expenditure Composition by Type - Prior Year Comparison

