


TOWN OF PALMER LAKE
Financial Statements
February 2022
Unaudited



CASH POSITION

February 28, 2022



TOWN OF PALMER LAKE**Schedule of Cash Position****February 28, 2022**

FINANCIAL INSTITUTION	TYPE OF ACCOUNT	CHECKING / SAVINGS	BANK RATE	BALANCE
OPERATING FUNDS:				
Community Banks of CO	General Fund Operating	Checking	n/a	\$ 810,398
<i>* Restricted - Operating Reserve - 3 months (\$582,475)</i>				
Community Banks of CO	Water Fund Operating	Checking	n/a	\$ 919,624
<i>* Restricted - Operating Reserve - 3 months (\$236,018)</i>				
Colorado Trust (ColoTrust)	General Fund	Savings	0.09%	\$ 977,113
Subtotal - Operating Funds				\$ 2,707,135
RESTRICTED FUNDS:				
Colorado Trust (ColoTrust)	Water Reserve 2010	Savings	0.09%	\$ 177,342
Colorado Trust (ColoTrust)	Water Loan Reserve	Savings	0.09%	\$ 197,528
Colorado Trust (ColoTrust)	Police CIP Reserve	Savings	0.09%	\$ 7
Colorado Trust (ColoTrust)	Fire CIP Reserve	Savings	0.09%	\$ 105,473
Colorado Trust (ColoTrust)	CTF Reserve	Savings	0.09%	\$ 27,089
Subtotal - Restricted Funds				\$ 507,439
TOTAL				\$ 3,214,574

GENERAL FUND

February 2022



TOWN OF PALMER LAKE


SCHEDULE OF REVENUE, EXPENDITURES AND CHANGES IN FUND BALANCE - BUDGET AND ACTUAL GENERAL FUND

For the Two Months Ended February 28, 2022
UNAUDITED

	2022 Adopted Budget	Actual	Variance Favorable (Unfavorable)	Percent of Budget (YTD 17%)
REVENUE				
Taxes	\$ 2,090,342	\$ 503,184	\$ (1,587,158)	24%
Fees and Licenses	191,900	22,653	(169,247)	12%
Intergovernmental	26,100	-	(26,100)	0%
Fines	70,900	4,202	(66,698)	6%
Interest income	12,000	149	(11,851)	1%
Departmental	7,000	858	(6,142)	12%
Miscellaneous income	170,100	1,340	(168,760)	1%
Total Revenue	\$ 2,568,342	\$ 532,386	\$ (2,035,956)	21%
EXPENDITURES				
General and Administrative				
Salaries and Benefits	\$ 179,369	\$ 27,249	\$ 152,120	15%
Professional Services	315,785	31,007	284,778	10%
General Administration	605,730	95,175	510,555	16%
Total General and Administrative	\$ 1,100,885	\$ 153,431	\$ 947,453	14%
Police Department				
Salaries and Benefits	\$ 588,861	\$ 72,601	\$ 516,260	12%
Professional Services	-	-	-	0%
General Administration	60,470	2,483	57,987	4%
Total Police Department	\$ 649,331	\$ 75,084	\$ 574,247	12%
Fire Department				
Salaries and Benefits	\$ 464,572	\$ 61,109	\$ 403,463	13%
Professional Services	-	-	-	0%
General Administration	73,050	7,293	65,757	10%
Total Fire Department	\$ 537,622	\$ 68,402	\$ 469,220	13%
Roads Department				
Salaries and Benefits	\$ 187,002	\$ 26,464	\$ 160,538	14%
Professional Services	20,000	500	19,500	3%
General Administration	388,071	13,358	374,713	3%
Total Roads Department	\$ 595,073	\$ 40,322	\$ 554,751	7%
Parks Department				
Salaries and Benefits	\$ 62,231	\$ 1,435	\$ 60,796	2%
General Administration	23,200	1,177	22,023	5%
Total Parks Department	\$ 85,431	\$ 2,612	\$ 82,819	3%
Total Expenditures	\$ 2,968,341	\$ 339,851	\$ 2,628,490	11%
EXCESS OF REVENUE OVER (UNDER)				
EXPENDITURES	\$ (400,000)	\$ 192,535	\$ 592,534	
FUNDS BALANCE - BEGINNING OF YEAR - estimated		\$ 2,783,287		
FUNDS BALANCE - END OF YEAR		\$ 2,975,822		
Less:				
Restricted:				
Operating Reserve - 3 months		(582,475)	<i>Note 1</i>	
Fire - CIP Reserve		(105,465)		
FUNDS AVAILABLE - END OF YEAR - Unrestricted		\$ 2,287,882		

Note 1: A 12 Month Operating Reserve would be Optimum

WATER ENTERPRISE FUND
February 2022




TOWN OF PALMER LAKE

SCHEDULE OF REVENUE, EXPENDITURES AND CHANGES IN FUNDS AVAILABLE - BUDGET AND ACTUAL WATER ENTERPRISE FUND For the Two Months Ended February 28, 2022

	2022 Adopted Budget	Actual	Variance Favorable (Unfavorable)	Percent of Budget (YTD 17%)
REVENUE				
Water Revenue	\$ 1,198,500	\$ 177,588	\$ (1,020,912)	15%
Water Fees	71,957	8,920	(63,037)	12%
Water Taps	200,000	-	(200,000)	0%
Late Fees	-	4,220	4,220	0%
Water Meters	6,500	-	(6,500)	0%
Interest	3,000	52	(2,948)	2%
Total Revenue	\$ 1,479,957	\$ 190,780	\$ (1,289,177)	13%
EXPENDITURES				
Salaries and Benefits	\$ 454,797	\$ 61,067	\$ 393,730	13%
Professional Services	127,500	9,935	117,565	8%
Administrative	183,450	47,642	135,808	26%
Operations	874,054	57,462	816,592	7%
Debt Service	183,229	11,500	171,729	6%
Total Expenditures	\$ 1,823,030	\$ 187,606	\$ 1,635,424	10%
EXCESS OF REVENUE OVER (UNDER) EXPENDITURES				
	\$ (343,072)	\$ 3,174	\$ 346,247	
FUNDS AVAILABLE - BEGINNING OF YEAR - estimated		\$ 658,203		
FUNDS AVAILABLE - END OF YEAR		\$ 661,377		
Less:				
Restricted:				
Operating Reserve - 3 months(CWR&PDA Loan Requirement)		(236,018)	<i>Note 1</i>	
Water Loan Reserve		(197,513)		
Water Reserve - 2010		(177,329)		
FUNDS AVAILABLE - END OF YEAR - Unrestricted		\$ 50,517		

Note 1: A 12 Month Operating Reserve would be Optimum

CONSERVATION TRUST FUND
February 2022




TOWN OF PALMER LAKE

STATEMENT OF REVENUE, EXPENDITURES AND CHANGES IN FUND BALANCE - BUDGET AND ACTUAL CONSERVATION TRUST FUND For the Two Months Ended February 28, 2022

	<u>2022 Adopted Budget</u>	<u>Actual</u>	<u>Variance Favorable (Unfavorable)</u>	<u>Percent of Budget (YTD 17%)</u>
REVENUE				
State Shared Revenue	\$ 44,406	\$ -	\$ (44,406)	0%
Interest/Miscellaneous income	-	6	6	0%
Total Revenue	<u>\$ 44,406</u>	<u>\$ 6</u>	<u>\$ (44,400)</u>	<u>0%</u>
EXPENDITURES				
Salaries and Benefits	\$ 18,774	\$ 1,391	\$ 17,383	7%
Administrative	25,630	804	24,826	3%
Total Expenditures	<u>\$ 44,405</u>	<u>\$ 2,195</u>	<u>\$ 42,209</u>	<u>5%</u>
NET CHANGE IN FUND BALANCE	<u>\$ 1</u>	<u>\$ (2,189)</u>	<u>\$ (2,191)</u>	
FUND BALANCE - BEGINNING OF YEAR - estimated		<u>\$ 35,914</u>		
FUND BALANCE - END OF YEAR - Restricted		<u><u>\$ 33,725</u></u>		

GRANTS AND DONATIONS FUND
February 2022



TOWN OF PALMER LAKE

SCHEDULE OF REVENUE, EXPENDITURES AND CHANGES IN FUNDS AVAILABLE - BUDGET AND ACTUAL GRANTS & DONATIONS

For the Two Months Ended February 28, 2022

Unaudited

For Information Purposes Only

	2022 Budget	YTD Actual	Variance Favorable (Unfavorable)	Percent of Budget (YTD 17%)
REVENUE				
FPPA Matching Funds	\$ 14,000	\$ -	\$ (14,000)	0%
Fire Mitigation Grant	50,000	-	(50,000)	0%
DOLA EIAF Water Sys- PER Grant	15,000	-	(15,000)	0%
CDOT Brdige Rehab	200,000	-	(200,000)	0%
CDOT PL Elementary Road Improvements	176,590	-	(176,590)	0%
American Rescue Plan	376,145	-	(376,145)	0%
Police Donations/ Grants	59,437	-	(59,437)	0%
Parks Donations/ Grants	1,000	1,053	53	105%
Total Revenue	<u>\$ 892,172</u>	<u>\$ 1,053</u>	<u>\$ (891,120)</u>	<u>0%</u>
EXPENDITURES				
General Administrative				
Grants Expense- DOLA / GOOCO	\$ -	\$ -	\$ -	0%
Total General Administrative Expenditures	<u>\$ -</u>	<u>\$ -</u>	<u>\$ -</u>	<u>0%</u>
Police Department Expenditures				
Grant Expense	\$ 59,537	\$ -	\$ 59,537	0%
Total Police Department Expenditures	<u>\$ 59,537</u>	<u>\$ -</u>	<u>\$ 59,537</u>	<u>0%</u>
Fire Department Expenditures				
Grants Expense	\$ -	\$ -	\$ -	0%
Total Fire Department Expenditures	<u>\$ -</u>	<u>\$ -</u>	<u>\$ -</u>	<u>0%</u>
Roads Department Expenditures				
CDOT Brdige Rehab	\$ 200,000	\$ -	\$ 200,000	0%
CDOT PL Elementary Road Improvements	176,590	-	176,590	0%
Grants Expense- Douglas	13,900	-	13,900	0%
Total Roads Department Expenditures	<u>\$ 390,490</u>	<u>\$ -</u>	<u>\$ 390,490</u>	<u>0%</u>
Parks Department Expenditures				
Parks Committee (donations)	\$ 1,000	\$ -	\$ 1,000	0%
Fire Mitigation CUSP	50,000	-	50,000	0%
Grants Expense	-	-	-	0%
Total Parks Department Expenditures	<u>\$ 51,000</u>	<u>\$ -</u>	<u>\$ 51,000</u>	<u>0%</u>
Water Department Expenditures				
American Rescue Plan	\$ 376,145	\$ -	\$ 376,145	0%
DOLA EIAF Water Sys- PER Grant	15,000	-	15,000	0%
Total Water Department Expenditures	<u>\$ 391,145</u>	<u>\$ -</u>	<u>\$ 391,145</u>	<u>0%</u>
Total Expenditures	<u>\$ 892,172</u>	<u>\$ -</u>	<u>\$ 892,172</u>	
EXCESS OF REVENUE OVER (UNDER) EXPENDITURES				
	<u>\$ -</u>	<u>\$ 1,053</u>	<u>\$ 1,053</u>	

Check Register

February 2022



Ranges: From: To: From: To:
 Check Number First Last Check Date 2/1/2022 2/28/2022
 Vendor ID First Last Checkbook ID COBANK-CKG 9495 COBANK-CKG 9495
 Vendor Name First Last

Sorted By: Check Number

* Voided Checks

Check Number	Vendor ID	Vendor Check Name	Check Date	Checkbook ID	Audit Trail Code	Amount
47813	AT&TMOBILITY	AT & T Mobility	2/2/2022	COBANK-CKG 9495	PMCHK00000004	\$1,842.64
47814	BISONMEDIAINC	Bison Media, Inc.	2/2/2022	COBANK-CKG 9495	PMCHK00000005	\$126.11
47815	BH	Black Hills Energy	2/2/2022	COBANK-CKG 9495	PMCHK00000005	\$91.47
47816	COLORADODIVISIO	Colorado Division of Fire Prev	2/2/2022	COBANK-CKG 9495	PMCHK00000005	\$100.00
47817	COLORADORURALWA	Colorado Rural Water Associati	2/2/2022	COBANK-CKG 9495	PMCHK00000005	\$300.00
47818	COLORADOSTATEFI	Colorado State Fire Chiefs	2/2/2022	COBANK-CKG 9495	PMCHK00000005	\$155.00
47819	CKT	Common Knowledge Technology	2/2/2022	COBANK-CKG 9495	PMCHK00000005	\$2,178.00
47820	COREELECTRICCOO	Core Electric Cooperative	2/2/2022	COBANK-CKG 9495	PMCHK00000005	\$7,057.53
47821	ESO	ESO Solutions, Inc.	2/2/2022	COBANK-CKG 9495	PMCHK00000005	\$208.53
47822	FAC	Fromm & Company LLC	2/2/2022	COBANK-CKG 9495	PMCHK00000005	\$4,704.00
47823	GRAINGER	Grainger	2/2/2022	COBANK-CKG 9495	PMCHK00000005	\$99.30
47824	MONARCHMERCHANT	Monarch Merchandising	2/2/2022	COBANK-CKG 9495	PMCHK00000005	\$45.00
47825	OREILLY	O'Reilly	2/2/2022	COBANK-CKG 9495	PMCHK00000005	\$95.49
47826	AMCOBI	American Conservation & Billin	2/10/2022	COBANK-CKG 9495	PMCHK00000006	\$1,201.12
47827	AMCOBIIT	American Conservation & Billin	2/10/2022	COBANK-CKG 9495	PMCHK00000006	\$3,697.00
47828	AMERICANPORTABL	American Portable Services	2/10/2022	COBANK-CKG 9495	PMCHK00000006	\$199.00
47829	BBAWATERCONSULT	Bishop-Brogden Associates, Inc	2/10/2022	COBANK-CKG 9495	PMCHK00000006	\$1,349.75
47830	BH	Black Hills Energy	2/10/2022	COBANK-CKG 9495	PMCHK00000006	\$1,619.18
47831	CHAVEZCONSULTIN	Chavez Consulting Inc., LLC.	2/10/2022	COBANK-CKG 9495	PMCHK00000006	\$312.50
47832	CKT	Common Knowledge Technology	2/10/2022	COBANK-CKG 9495	PMCHK00000006	\$2,116.50
47833	COMMUNITYMATTER	Community Matters Institute	2/10/2022	COBANK-CKG 9495	PMCHK00000006	\$15,258.00
47834	COREELECTRICCOO	Core Electric Cooperative	2/10/2022	COBANK-CKG 9495	PMCHK00000006	\$2,900.73
47835	EGPOWERENGINEER	EG Power Engineering, Inc.	2/10/2022	COBANK-CKG 9495	PMCHK00000006	\$2,850.00
47837	ECS	Employers Council	2/10/2022	COBANK-CKG 9495	PMCHK00000006	\$221.25
47838	HACHCOMPANY	Hach Company	2/10/2022	COBANK-CKG 9495	PMCHK00000006	\$410.64
47841	MONARCHMERCHANT	Monarch Merchandising	2/10/2022	COBANK-CKG 9495	PMCHK00000006	\$78.20
47842	OREILLY	O'Reilly	2/10/2022	COBANK-CKG 9495	PMCHK00000006	\$124.73
47843	ORCUTT,STEVE	Steve Orcutt	2/10/2022	COBANK-CKG 9495	PMCHK00000006	\$60.00
47844	TNPARKERCONSTRU	TN Parker Construction	2/10/2022	COBANK-CKG 9495	PMCHK00000006	\$50,606.74
47845	XFINITY	Xfinity	2/10/2022	COBANK-CKG 9495	PMCHK00000006	\$104.85
47846	DOSCH,JASON	Jason Dosch	2/10/2022	COBANK-CKG 9495	PMCHK00000008	\$60.00
47847	HOMEDEPOTCREDIT	Home Depot Credit Services	2/10/2022	COBANK-CKG 9495	PMCHK00000007	\$1,030.38
47848	EMERGENCYNETWOR	Emergency Network Security Sys	2/10/2022	COBANK-CKG 9495	PMCHK00000009	\$61.00
47849	HARRIS,MARSHA	Marsha Flores Harris	2/10/2022	COBANK-CKG 9495	PMCHK00000025	\$743.60
47850	SMITHDANIEL	Daniel Smith	2/10/2022	COBANK-CKG 9495	PMCHK00000026	\$500.00
47851	AMERICANPORTABL	American Portable Services	2/22/2022	COBANK-CKG 9495	PMCHK00000010	\$545.00
47852	BIGOTIRES	Big O Tires	2/22/2022	COBANK-CKG 9495	PMCHK00000010	\$1,645.23
47853	CENTURYLINK	CenturyLink	2/22/2022	COBANK-CKG 9495	PMCHK00000010	\$208.73
47854	COMCAST	Comcast	2/22/2022	COBANK-CKG 9495	PMCHK00000010	\$193.35
47856	EVOQUA	Evoqua Water Technologies LLC	2/22/2022	COBANK-CKG 9495	PMCHK00000010	\$1,675.00
47857	HACHCOMPANY	Hach Company	2/22/2022	COBANK-CKG 9495	PMCHK00000010	\$616.88
47858	HELLOHOUSEKEEPI	Hello Housekeeping	2/22/2022	COBANK-CKG 9495	PMCHK00000010	\$750.00
47859	LUMEN	Level 3 Communications, LLC	2/22/2022	COBANK-CKG 9495	PMCHK00000010	\$521.04
47860	MIDWESTBARRICAD	Midwest Barricade CO., Inc.	2/22/2022	COBANK-CKG 9495	PMCHK00000010	\$715.00
47861	MOUNTAINCREEKHE	Mountain Creek Heating & Cooli	2/22/2022	COBANK-CKG 9495	PMCHK00000010	\$2,051.78
47862	OREILLY	O'Reilly	2/22/2022	COBANK-CKG 9495	PMCHK00000010	\$16.76
47863	PALMERLAKEELEME	Palmer Lake Elementary	2/22/2022	COBANK-CKG 9495	PMCHK00000010	\$167.50
47864	PALMERLAKESANIT	Palmer Lake Sanitation	2/22/2022	COBANK-CKG 9495	PMCHK00000010	\$1,244.78
47865	PIONEER	Pioneer	2/22/2022	COBANK-CKG 9495	PMCHK00000010	\$271.58
47866	SGS	SGS North America, Inc.	2/22/2022	COBANK-CKG 9495	PMCHK00000010	\$245.58
47867	T2SYSTEMS	T2 Systems Canada Inc.	2/22/2022	COBANK-CKG 9495	PMCHK00000010	\$89.40
47868	TRILAKESCHAMBER	Tri-Lakes Chamber of Commerce	2/22/2022	COBANK-CKG 9495	PMCHK00000010	\$120.00
47869	TRILAKESPRINTIN	Tri-Lakes Printing	2/22/2022	COBANK-CKG 9495	PMCHK00000010	\$437.57
47870	UNCC	Utility Notification Center of	2/22/2022	COBANK-CKG 9495	PMCHK00000010	\$23.40
47871	XFINITY	Xfinity	2/22/2022	COBANK-CKG 9495	PMCHK00000010	\$8.28
47872	COREELECTRICCOO	Core Electric Cooperative	2/22/2022	COBANK-CKG 9495	PMCHK00000012	\$1,017.50

* Voided Checks

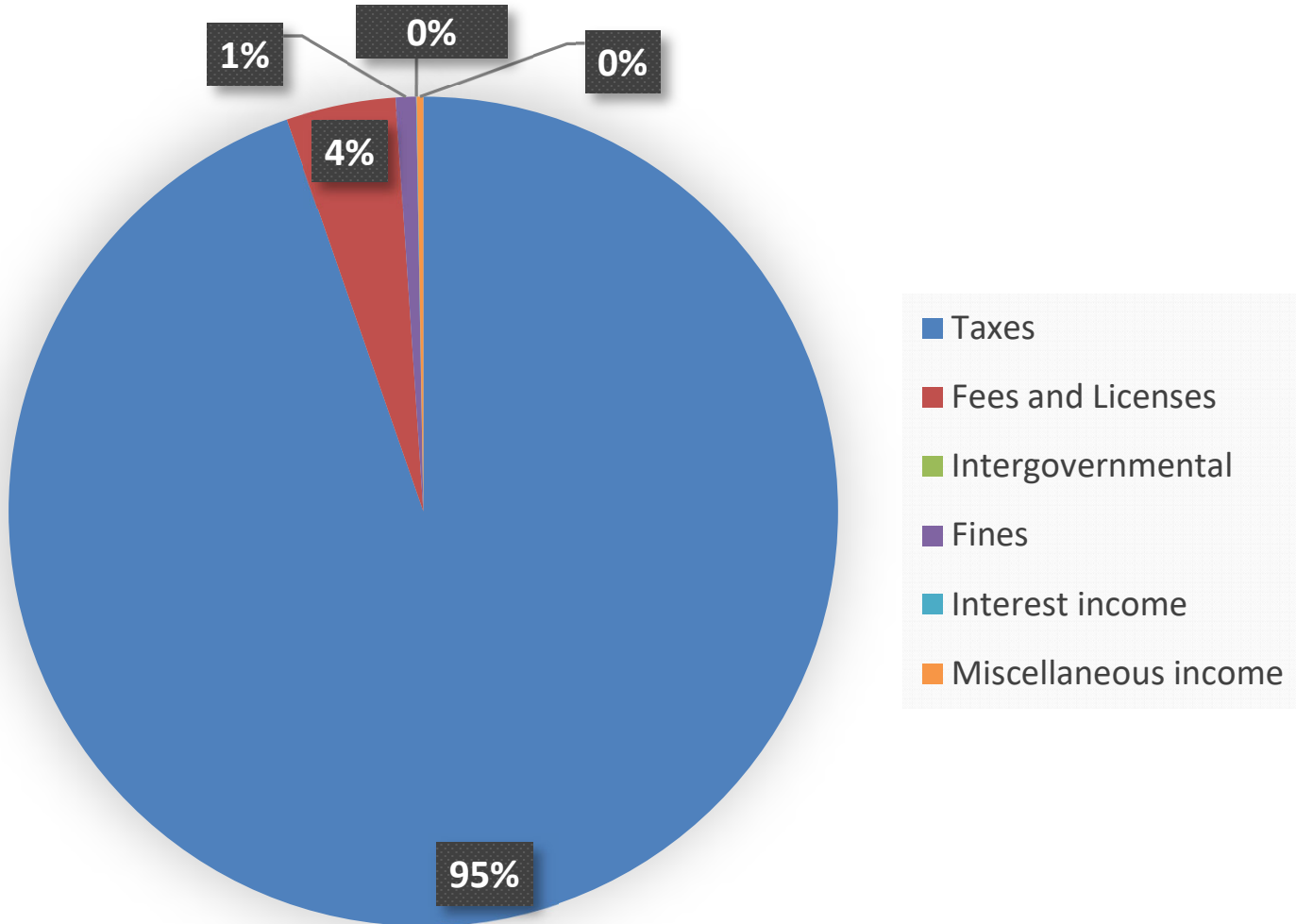
Check Number	Vendor ID	Vendor Check Name	Check Date	Checkbook ID	Audit Trail Code	Amount

Total Checks:	56				Total Amount of Checks:	\$115,072.60
						=====

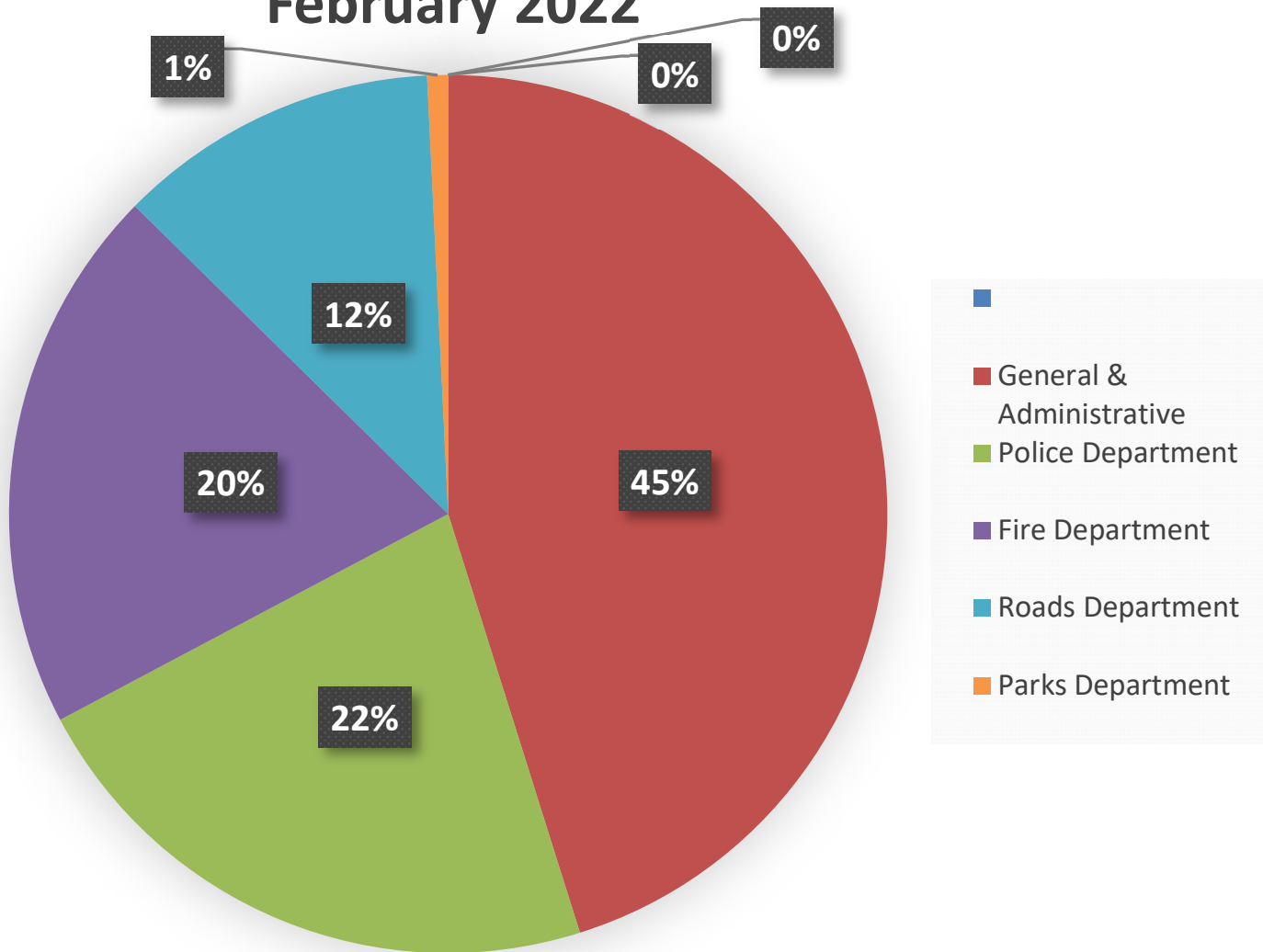
CHARTS
February 2022



General Fund Revenue Breakdown February 2022



General Fund Expenditure Breakdown February 2022



Water Enterprise Fund Expenditure Breakdown February 2022

