


TOWN OF PALMER LAKE
Financial Statements
February 2023
Unaudited



CASH POSITION

February 28, 2023



TOWN OF PALMER LAKE**Schedule of Cash Position****February 28, 2023**

FINANCIAL INSTITUTION	TYPE OF ACCOUNT	CHECKING / SAVINGS	BANK RATE	BALANCE
OPERATING FUNDS:				
Community Banks of CO	General Fund Operating	Checking	n/a	\$ 765,886
<i>* Restricted - Operating Reserve - 3 months (\$582,475)</i>				
Community Banks of CO	Water Fund Operating	Checking	n/a	\$ 1,047,562
<i>* Restricted - Operating Reserve - 3 months (\$236,018)</i>				
Colorado Trust (ColoTrust)	General Fund	Savings	4.74%	\$ 1,434,762
Subtotal - Operating Funds				\$ 3,248,209
RESTRICTED FUNDS:				
Colorado Trust (ColoTrust)	Water Reserve 2010	Savings	4.74%	\$ 182,760
Colorado Trust (ColoTrust)	Water Loan Reserve	Savings	4.74%	\$ 202,470
Colorado Trust (ColoTrust)	Water Savings	Savings	4.74%	\$ 203,099
Colorado Trust (ColoTrust)	Police CIP Reserve	Savings	4.74%	\$ 7
Colorado Trust (ColoTrust)	Fire CIP Reserve	Savings	4.74%	\$ 60,977
Colorado Trust (ColoTrust)	CTF Reserve	Savings	4.74%	\$ 27,767
Colorado Trust (ColoTrust)	Roads CIP Reserve	Savings	4.74%	\$ 10,155
Subtotal - Restricted Funds				\$ 687,235
TOTAL				\$ 3,935,444

GENERAL FUND
February 2023



TOWN OF PALMER LAKE


SCHEDULE OF REVENUE, EXPENDITURES AND CHANGES IN FUND BALANCE - BUDGET AND ACTUAL GENERAL FUND For the Two Months Ended February 28, 2023 UNAUDITED

	2023 Adopted Budget	Actual	Variance Favorable (Unfavorable)	Percent of Budget (YTD 17%)
REVENUE				
Taxes	\$ 3,664,377	\$ 483,586	\$ (3,180,791)	13%
Fees and Licenses	261,435	35,943	(225,492)	14%
Intergovernmental	6,000	-	(6,000)	0%
Fines	90,000	7,113	(82,887)	8%
Interest income	43,000	11,258	(31,742)	26%
Departmental	49,500	6,002	(43,498)	12%
Miscellaneous income	117,200	40,694	(76,506)	35%
Total Revenue	\$ 4,231,512	\$ 584,596	\$ (3,646,916)	14%
EXPENDITURES				
General and Administrative				
Salaries and Benefits	\$ 274,996	\$ 38,623	\$ 236,373	14%
Professional Services	305,475	25,213	280,262	8%
General Administration	585,317	48,515	536,802	8%
Total General and Administrative	\$ 1,165,788	\$ 112,351	\$ 1,053,437	10%
Police Department				
Salaries and Benefits	\$ 781,175	\$ 87,592	\$ 693,583	11%
Professional Services	-	-	-	0%
General Administration	122,399	3,573	118,826	3%
Total Police Department	\$ 903,574	\$ 91,165	\$ 812,409	10%
Fire Department				
Salaries and Benefits	\$ 867,644	\$ 89,456	\$ 778,188	10%
Professional Services	-	-	-	0%
General Administration	289,420	7,607	281,813	3%
Total Fire Department	\$ 1,157,064	\$ 97,063	\$ 1,060,001	8%
Public Works Department - Roads				
Salaries and Benefits	\$ 315,186	\$ 30,193	\$ 284,993	10%
Professional Services	30,000	1,250	28,750	4%
General Administration	622,861	13,930	608,931	2%
Total Roads Department	\$ 968,047	\$ 45,373	\$ 922,674	5%
Public Works Department - Parks				
General Administration	\$ 37,040	\$ 389	\$ 36,651	1%
Total Parks Department	\$ 37,040	\$ 389	\$ 36,651	1%
Total Expenditures	\$ 4,231,512	\$ 346,341	\$ 3,885,172	8%
EXCESS OF REVENUE OVER (UNDER) EXPENDITURES	\$ -	\$ 238,255	\$ 238,256	
FUNDS BALANCE - BEGINNING OF YEAR - estimated		\$ 2,997,181		
FUNDS BALANCE - END OF YEAR		\$ 3,235,436		
Less:				
Restricted:				
Operating Reserve - 3 months		(582,475)	<i>Note 1</i>	
Fire and Roads - CIP Reserve		(71,133)		
FUNDS AVAILABLE - END OF YEAR - Unrestricted		\$ 2,581,828		

Note 1: A 12 Month Operating Reserve would be Optimum

WATER ENTERPRISE FUND

February 2023



TOWN OF PALMER LAKE

SCHEDULE OF REVENUE, EXPENDITURES AND CHANGES IN FUNDS AVAILABLE - BUDGET AND ACTUAL WATER ENTERPRISE FUND

For the Two Months Ended February 28, 2023
UNAUDITED

	2023 Adopted Budget	Actual	Variance Favorable (Unfavorable)	Percent of Budget (YTD 17%)
REVENUE				
Water Revenue	\$ 1,156,000	\$ 182,664	\$ (973,336)	16%
Water Fees	55,000	9,241	(45,759)	17%
Water Taps	100,000	8,271	(91,729)	8%
Late Fees/ Service Fees	14,000	3,378	(10,622)	24%
Water Meters	3,000	650	(2,350)	22%
ARP Funds	259,238	-	(259,238)	0%
Interest	14,000	4,398	(10,339)	31%
Miscellaneous	10,200	-	(10,200)	0%
Total Revenue	<u>\$ 1,611,438</u>	<u>\$ 208,602</u>	<u>\$ (1,403,573)</u>	<u>13%</u>
EXPENDITURES				
Salaries and Benefits	\$ 562,906	\$ 62,180	\$ 500,726	11%
Professional Services	183,225	20,152	163,073	11%
Administrative	200,570	33,929	166,641	17%
Operations	222,270	18,455	203,815	8%
Capital	259,238	2,625	256,613	1%
Debt Service	183,229	-	183,229	0%
Total Expenditures	<u>\$ 1,611,438</u>	<u>\$ 137,341</u>	<u>\$ 1,474,097</u>	<u>9%</u>
EXCESS OF REVENUE OVER (UNDER) EXPENDITURES	<u>\$ -</u>	<u>\$ 71,261</u>	<u>\$ 70,524</u>	
FUNDS AVAILABLE - BEGINNING OF YEAR -estimated		<u>\$ 818,331</u>		
FUNDS AVAILABLE - END OF YEAR		<u>\$ 889,592</u>		
Less:				
Restricted:				
Operating Reserve - 3 months (CWR&PDA Loan Requirement)		(236,018)	<i>Note 1</i>	
Water Loan Reserve		(202,470)		
Water Reserve - 2010		<u>(182,760)</u>		
FUNDS AVAILABLE - END OF YEAR - Unrestricted		<u><u>\$ 268,344</u></u>		

Note 1: A 12 Month Operating Reserve would be Optimum

CONSERVATION TRUST FUND

February 2023



TOWN OF PALMER LAKE

STATEMENT OF REVENUE, EXPENDITURES AND CHANGES IN FUND BALANCE - BUDGET AND ACTUAL CONSERVATION TRUST FUND For the Two Months Ended February 28, 2023 UNAUDITED

	2023 Adopted Budget	Actual	Variance Favorable (Unfavorable)	Percent of Budget (YTD 17%)
REVENUE				
State Shared Revenue	\$ 36,140	\$ -	\$ (36,140)	0%
Interest/Miscellaneous income	400	208	(192)	52%
Total Revenue	\$ 36,540	\$ 208	\$ (36,332)	1%
EXPENDITURES				
Salaries and Benefits	\$ 20,866	\$ -	\$ 20,866	0%
Administrative	15,674	-	15,674	0%
Total Expenditures	\$ 36,540	\$ -	\$ 36,540	0%
NET CHANGE IN FUND BALANCE	\$ -	\$ 208	\$ 208	
FUND BALANCE - BEGINNING OF YEAR - estimated		\$ 37,610		
FUND BALANCE - END OF YEAR - Restricted		\$ 37,818		

GRANTS AND DONATIONS

February 2023



TOWN OF PALMER LAKE

SCHEDULE OF REVENUE AND EXPENDITURES - BUDGET AND ACTUAL GRANTS & DONATIONS

For the Two Months Ended February 28, 2023


UNAUDITED

For Information Purposes Only

	<u>2023 Budget</u>	<u>YTD Actual</u>	<u>Variance Favorable (Unfavorable)</u>	<u>Percent of Budget (YTD 17%)</u>
REVENUE				
Colo. State Historical Society ADA Door	\$ 42,000	\$ -	\$ (42,000)	0%
Police Donations/ Grants	5,000	900	(4,100)	18%
CDOT PL Elementary Road Improvement	145,682	-	(145,682)	0%
CDOT Bridge Rehab	200,000	-	(200,000)	0%
Parks Donations/ Grants	2,500	790	(1,710)	32%
Total Revenue	<u>\$ 395,182</u>	<u>\$ 1,690</u>	<u>\$ (393,492)</u>	<u>0%</u>
EXPENDITURES				
General Administrative				
Colo. State Historical Society ADA Door	\$ 42,000	\$ -	\$ 42,000	0%
Total General Administrative Expenditures	<u>\$ 42,000</u>	<u>\$ -</u>	<u>\$ 42,000</u>	<u>0%</u>
Police Department Expenditures				
Grant Expense	\$ 5,000	\$ 2,400	\$ 2,600	48%
Total Police Department Expenditures	<u>\$ 5,000</u>	<u>\$ 2,400</u>	<u>\$ 2,600</u>	<u>48%</u>
Roads Department Expenditures				
CDOT Bridge Rehab	\$ 200,000	\$ -	\$ 200,000	0%
CDOT PL Elementary Road Improvements	145,682	4,600	141,082	3%
Total Roads Department Expenditures	<u>\$ 345,682</u>	<u>\$ 4,600</u>	<u>\$ 341,082</u>	<u>1%</u>
Parks Department Expenditures				
Parks Committee (donations)	\$ 2,500	\$ -	\$ 2,500	0%
Total Parks Department Expenditures	<u>\$ 2,500</u>	<u>\$ -</u>	<u>\$ 2,500</u>	<u>0%</u>
Total Expenditures	<u>\$ 395,182</u>	<u>\$ 7,000</u>	<u>\$ 388,182</u>	
EXCESS OF REVENUE OVER (UNDER) EXPENDITURES	<u>\$ -</u>	<u>\$ (5,310)</u>	<u>\$ (5,310)</u>	

Check Register

February 2023



Ranges: From: To: From: To:
 Check Number First Last Check Date 2/1/2023 2/28/2023
 Vendor ID First Last Checkbook ID First Last
 Vendor Name First Last

Sorted By: Check Number

* Voided Checks

Check Number	Vendor ID	Vendor Check Name	Check Date	Checkbook ID	Audit Trail Code	Amount
48691	MCCANDLESTRUCK	MCCANDLESS TRUCK CENTER LLC	2/6/2023	COBANK-CKG 9495	PMCHK00000082	\$6,415.79
48692	AMCOBI	AmCobi	2/8/2023	COBANK-CKG 9495	PMCHK00000083	\$1,690.59
48693	AUSTINKUMBERA	AUSTIN KUMBERA	2/8/2023	COBANK-CKG 9495	PMCHK00000083	\$575.00
48694	BH	BLACK HILLS ENERGY	2/8/2023	COBANK-CKG 9495	PMCHK00000083	\$1,994.96
48695	CHAVEZCONSULTIN	CHAVEZ CONSULTING INC., LLC	2/8/2023	COBANK-CKG 9495	PMCHK00000083	\$1,718.75
48696	CHRISTIANBROTHE	CHRISTIAN BROTHERS AUTOMOTIVE	2/8/2023	COBANK-CKG 9495	PMCHK00000083	\$5,286.00
48697	CKT	COMMON KNOWLEDGE TECHNOLOGY	2/8/2023	COBANK-CKG 9495	PMCHK00000083	\$2,190.00
48698	COMMUNITYMATTER	COMMUNITY MATTERS INSTITUTE	2/8/2023	COBANK-CKG 9495	PMCHK00000083	\$5,703.75
48699	COREELECTRICCOO	CORE ELECTRIC COOPERATIVE	2/8/2023	COBANK-CKG 9495	PMCHK00000083	\$11,117.56
48700	EMERGENCYNETWOR	EMERGENCY NETWORK SECURITY SYS	2/8/2023	COBANK-CKG 9495	PMCHK00000083	\$30.50
48701	ESO	ESO SOLUTIONS, INC.	2/8/2023	COBANK-CKG 9495	PMCHK00000083	\$208.53
48702	GRAINGER	GRAINGER	2/8/2023	COBANK-CKG 9495	PMCHK00000083	\$852.38
48703	HOLMAN	HOLMAN	2/8/2023	COBANK-CKG 9495	PMCHK00000083	\$1,017.72
48704	HOMEDEPOTCREDIT	HOME DEPOT CREDIT SERVICES	2/8/2023	COBANK-CKG 9495	PMCHK00000083	\$57.75
48705	JESSICACORDOVA	Jessica Cordova	2/8/2023	COBANK-CKG 9495	PMCHK00000083	\$75.00
48706	KENYONPJORDAN	KENYON P. JORDAN, PH.D.	2/8/2023	COBANK-CKG 9495	PMCHK00000083	\$275.00
48707	KROBLAWOFFICES	KROB LAW OFFICE, LLC	2/8/2023	COBANK-CKG 9495	PMCHK00000083	\$2,397.50
48708	GREASEMONKEY	MY FLEET CENTER	2/8/2023	COBANK-CKG 9495	PMCHK00000083	\$151.68
48709	OREILLY	O'REILLY	2/8/2023	COBANK-CKG 9495	PMCHK00000083	\$66.48
48710	PALMERLAKESANIT	PALMER LAKE SANITATION	2/8/2023	COBANK-CKG 9495	PMCHK00000083	\$1,244.78
48711	STERICYCLE	STERICYCLE, INC.	2/8/2023	COBANK-CKG 9495	PMCHK00000083	\$36.75
48712	SUSANKUEHSTER	SUSAN KUEHSTER	2/8/2023	COBANK-CKG 9495	PMCHK00000083	\$90.00
48713	GAZETTE	THE GAZETTE	2/8/2023	COBANK-CKG 9495	PMCHK00000083	\$54.96
48714	UNCC	UTILITY NOTIFICATION CENTER OF	2/8/2023	COBANK-CKG 9495	PMCHK00000083	\$64.64
48715	MCCURRY,KENTON	Kenton McCurry	2/10/2023	COBANK-CKG 9495	PMCHK00000088	\$1,325.12
48716	MCCURRY,KENTON	Kenton McCurry	2/14/2023	COBANK-CKG 9495	PMCHK00000087	\$561.35
48717	AIRGAS	AIRGAS USA, LLC	2/17/2023	COBANK-CKG 9495	PMCHK00000084	\$102.17
48718	AMCOBIIT	AMCOBI	2/17/2023	COBANK-CKG 9495	PMCHK00000084	\$3,714.50
48719	AT&TMOBILITY	AT & T MOBILITY	2/17/2023	COBANK-CKG 9495	PMCHK00000084	\$1,409.44
48720	CLAYTONKNOX	CLAYTON KNOX	2/17/2023	COBANK-CKG 9495	PMCHK00000084	\$640.15
48721	COLORADODIVISIO	COLORADO DIVISION OF FIRE PREV	2/17/2023	COBANK-CKG 9495	PMCHK00000084	\$30.00
48722	CKT	COMMON KNOWLEDGE TECHNOLOGY	2/17/2023	COBANK-CKG 9495	PMCHK00000084	\$4,425.00
48723	DPCINDUSTRIES	DPC INDUSTRIES, INC.	2/17/2023	COBANK-CKG 9495	PMCHK00000084	\$2,419.94
48724	EVOQUA	EVOQUA WATER TECHNOLOGIES LLC	2/17/2023	COBANK-CKG 9495	PMCHK00000084	\$1,250.00
48725	GARCIAWOOD	GARCIA WOOD	2/17/2023	COBANK-CKG 9495	PMCHK00000084	\$235.00
48726	GRAINGER	GRAINGER	2/17/2023	COBANK-CKG 9495	PMCHK00000084	\$40.62
48727	HELLOHOUSEKEEPI	HELLO HOUSEKEEPING	2/17/2023	COBANK-CKG 9495	PMCHK00000084	\$1,200.00
48728	LUMEN	LEVEL 3 COMMUNICATIONS, LLC	2/17/2023	COBANK-CKG 9495	PMCHK00000084	\$627.96
48729	LYONSGADDIS	LYONS GADDIS	2/17/2023	COBANK-CKG 9495	PMCHK00000084	\$1,058.50
48730	MITCHELLKING	MITCHELL KING	2/17/2023	COBANK-CKG 9495	PMCHK00000084	\$447.73
48731	MES	MUNICIPAL EMERGENCY SVCS	2/17/2023	COBANK-CKG 9495	PMCHK00000084	\$188.38
48732	OREILLY	O'REILLY	2/17/2023	COBANK-CKG 9495	PMCHK00000084	\$69.93
48733	T2SYSTEMS	T2 SYSTEMS CANADA INC.	2/17/2023	COBANK-CKG 9495	PMCHK00000084	\$70.00
48734	KNASTERTECHNOLO	THE KNASTER TECHNOLOGY GROUP	2/17/2023	COBANK-CKG 9495	PMCHK00000084	\$387.00
48735	TOTALOFFICE	TOTAL OFFICE	2/17/2023	COBANK-CKG 9495	PMCHK00000084	\$36.15
48736	VETERANSTOWINGA	VETERAN'S TOWING AND RECOVERY	2/17/2023	COBANK-CKG 9495	PMCHK00000084	\$101.43
48737	XEROX	XEROX BUSINESS SOLUTIONS SOUTH	2/17/2023	COBANK-CKG 9495	PMCHK00000084	\$1,296.10
48738	CICCOLELLAJOHN	JOHN CICCOLELLA	2/23/2023	COBANK-CKG 9495	PMCHK00000085	\$320.00
48739	DYNAMICAIRSYSTE	DYNAMIC AIR SYSTEMS	2/24/2023	COBANK-CKG 9495	PMCHK00000089	\$465.00
48740	DYNAMICAIRSYSTE	DYNAMIC AIR SYSTEMS	2/28/2023	COBANK-CKG 9495	PMCHK00000090	\$420.00

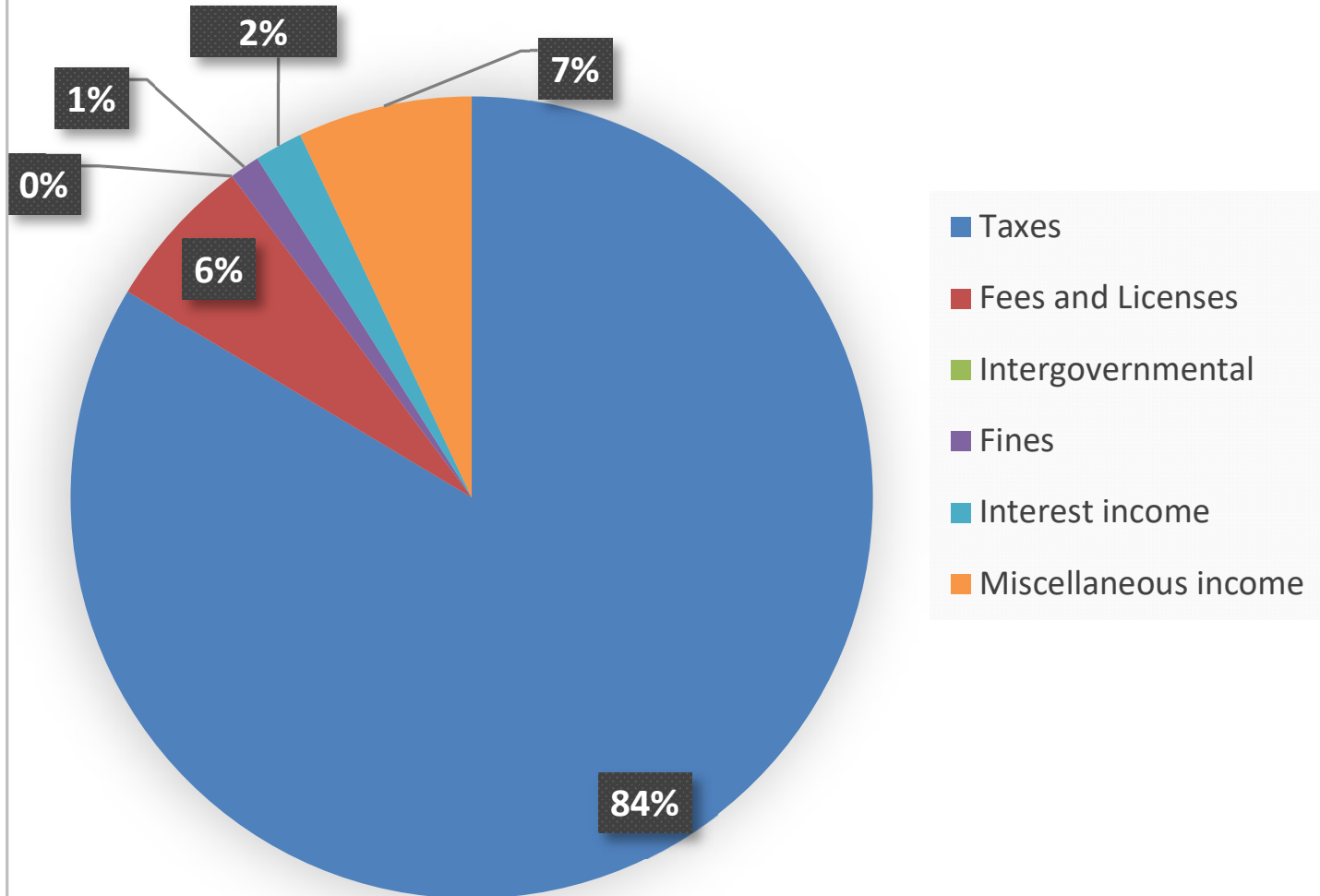
Total Checks: 50

Total Amount of Checks: \$66,157.54

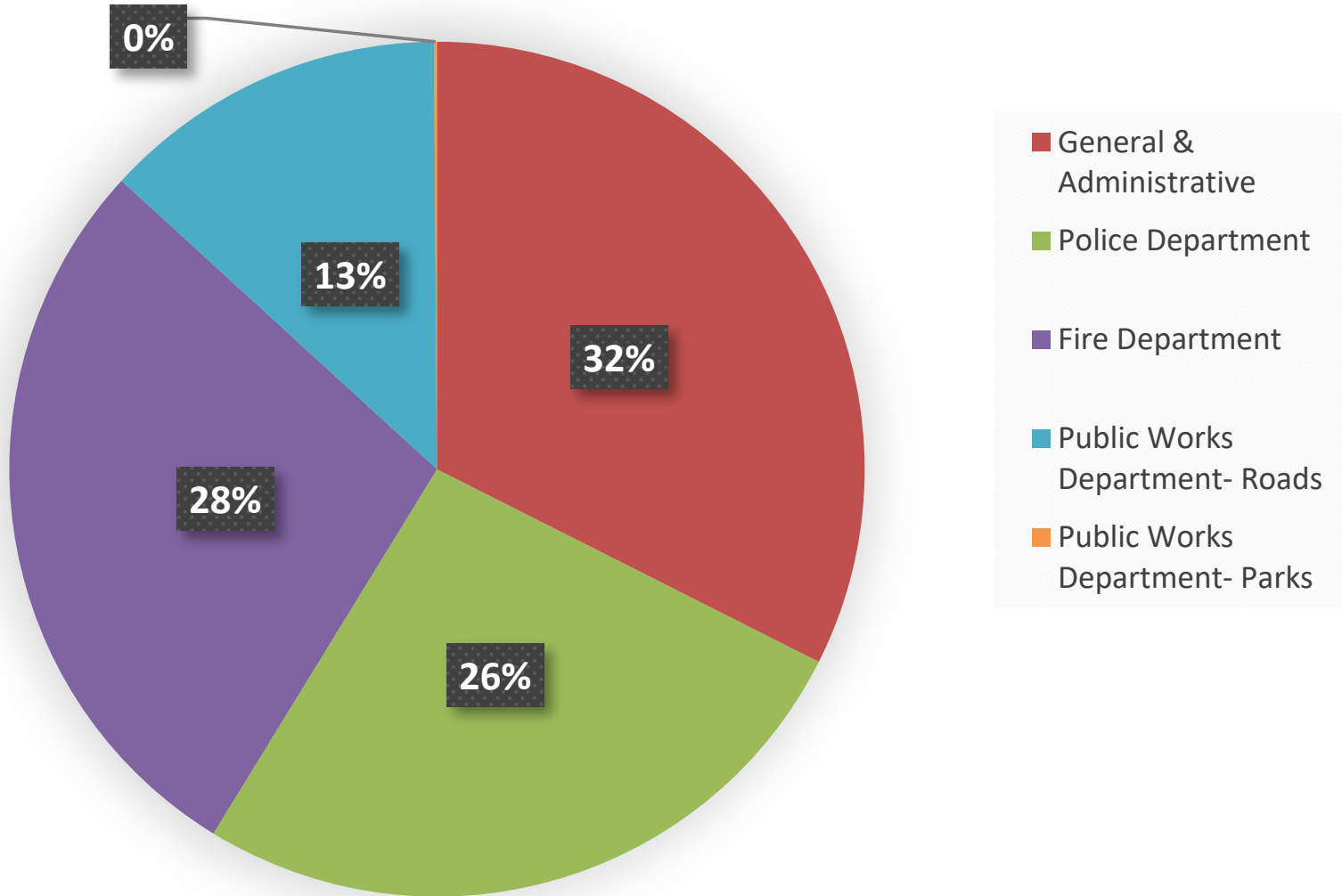
CHARTS
February 2023



General Fund Revenue Breakdown February 2023



General Fund Expenditure Breakdown February 2023



Water Enterprise Fund Expenditure Breakdown February 2023

