


TOWN OF PALMER LAKE

Financial Statements


August 2021

Unaudited



CASH POSITION

August 31, 2021



TOWN OF PALMER LAKE

Schedule of Cash Position


August 31, 2021

UNAUDITED

<u>FINANCIAL INSTITUTION</u>	<u>RATE</u>	<u>FUNDS</u>
CoBank - General Operating	n/a	\$ 1,882,258
CoBank - Water Operating	n/a	\$ 782,636
ColoTrust - General Fund	0.03%	\$ 976,889
ColoTrust - Water Reserve	0.03%	\$ 177,301
ColoTrust - Water Loan Reserve	0.03%	\$ 197,483
ColoTrust - Pedestrian Bridge	0.03%	\$ 7
ColoTrust - Fire Fund	0.03%	\$ 105,449
ColoTrust - CTF Reserves	0.03%	\$ 27,083
Total - Cash Accounts		\$4,149,105

GENERAL FUND

August 2021



TOWN OF PALMER LAKE

GENERAL FUND

Budget Status Report - GAAP Basis
For the Eight Months Ending August 31, 2021

Unaudited

		2021	YTD	Variance	Percent
		Budget	Actual	Favorable (Unfavorable)	of Budget (YTD 67%)
Account Number	REVENUE				
10-10-2110-000	General Property Tax	\$ 431,070	\$ 427,796	\$ (3,274)	99%
10-10-2112-000	Fire Mill Levy Property Tax	383,582	379,367	(4,216)	99%
10-10-2120-000	Specific Own Tax Auto / Use Tax Motor Vehicle	95,000	88,804	(6,196)	93%
10-10-2124-000	Use Tax Building Materials	50,000	17,420	(32,580)	35%
10-10-2126-000	Highway Users Tax Fund	89,605	50,810	(38,795)	57%
10-10-2130-000	City Sales Tax	600,000	689,508	89,508	115%
10-10-2131-000	Tax- Other	-	0	0	0%
10-10-2136-000	Fees / Permits / Zoning / Subdivision Fees	40,000	54,000	14,000	135%
10-10-2138-000	Business Licenses Fees	7,000	5,285	(1,715)	76%
10-10-2142-000	Franchise Tax- IREA	39,000	28,684	(10,316)	74%
10-10-2144-000	Franchise Tax- Black Hills	35,000	25,491	(9,509)	73%
10-10-2146-000	Franchise Tax- Century Link	1,300	864	(436)	66%
10-10-2147-000	Franchise Tax- Comcast/ Other	44,609	29,978	(14,631)	67%
10-10-2150-000	MMJ / Liquor License Fees	6,500	6,391	(109)	98%
10-10-2152-000	Tobacco Products Tax	18,200	12,075	(6,125)	66%
10-10-2156-000	Hotel Occupancy Tax	30,000	9,246	(20,754)	31%
10-10-2160-000	Land / Building Rents	5,000	6,221	1,221	124%
10-10-2164-000	Court Fines	50,000	67,677	17,677	135%
10-10-2166-000	Town OJW Surcharge	900	-	(900)	0%
10-10-2167-000	State OJW Surcharge	900	-	(900)	0%
10-10-2168-000	Savings / Interest	2,000	366	(1,634)	18%
10-10-2170-000	Miscellaneous Income	1,000	540	(460)	54%
10-10-2172-000	Insurance Income	-	4,223	4,223	0%
10-10-2184-000	Impact Fees / Drainage	5,000	7,243	2,243	145%
10-10-2186-000	FPPA Matching Funds	8,000	-	(8,000)	0%
10-10-2188-000	El Paso Co Road & Bridge	5,500	6,029	529	110%
10-10-2194-000	Library Revenue	12,000	2,304	(9,696)	19%
10-10-2195-000	Police Surcharge	10,000	-	(10,000)	0%
10-10-3685-000	ATL Revenue	24,270	-	(24,270)	0%
10-10-2250-003	COVID Employer Tax Credit	-	872	872	0%
10-19-2320-000	Interest- Loan to Water Fund	10,000	5,000	(5,000)	50%
10-19-2322-000	Fund Reserve- ColoTrust	728,539	-	(728,539)	0%
10-10-3621-000	Admin Revenue	-	503	503	0%
10-10-3631-000	Police Revenue	-	-	-	0%
10-10-3680-000	Parks Revenue	-	1,870	1,870	0%
10-19-2322-000	Interest	-	1,121	1,121	0%
	Total Revenue	\$ 2,733,975	\$ 1,929,687	\$ (804,288)	71%
	EXPENDITURES				
	General and Administrative				
	<u>Salaries and Benefits</u>				
10-21-3111-000	Salaries / Wages Regular	\$ 103,330	\$ 75,456	\$ 27,874	73%
10-21-3112-000	Salaries / Wages Temp / Part Time	35,000	37,069	(2,069)	106%
10-21-3115-000	Overtime	1,000	121	879	12%
10-21-3119-000	Employer Taxes	7,925	8,724	(799)	110%
10-21-3124-000	Sick Leave	4,100	1,115	2,985	27%
10-21-3125-000	Employee Retirement Benefits	7,200	9,776	(2,576)	136%
10-21-3127-000	Insurance Premiums	6,720	342	6,378	5%
10-21-3131-000	Workers Compensation	6,000	6,723	(723)	112%
	Total Salaries and Benefits	\$ 171,275	\$ 139,327	\$ 31,948	81%
	<u>Professional Services</u>				
10-21-3161-000	Professional Services- Legal	\$ 50,000	\$ 22,567	\$ 27,433	45%
10-21-3162-000	Professional Services- Acctg/Audit	25,000	24,818	182	99%
10-21-3163-000	Professional Services- Other	28,000	25,898	2,102	92%
10-21-3164-000	Professional Services- IT	30,000	12,418	17,582	41%
	Total Professional Services	\$ 133,000	\$ 85,701	\$ 47,299	64%
	<u>General Administration</u>				

TOWN OF PALMER LAKE

GENERAL FUND

Budget Status Report - GAAP Basis For the Eight Months Ending August 31, 2021

Unaudited

		2021	YTD	Variance	Percent
		Budget	Actual	Favorable (Unfavorable)	of Budget (YTD 67%)
10-21-3141-000	Employee Clothing	\$ 800	\$ -	\$ 800	0%
10-21-3145-000	Employee/ BOT Training	4,000	836	3,164	21%
10-21-3149-000	Employee/ BOT Travel	2,000	-	2,000	0%
10-21-3151-000	Employee/ BOT Per Diem	2,000	751	1,249	38%
10-21-3153-000	Memberships / Registrations	6,000	6,261	(261)	104%
10-21-3169-000	Bank Fees and Services	600	-	600	0%
10-21-3170-000	State OJW Surcharge	900	-	900	0%
10-21-3211-000	General (Contract) Services	20,000	13,516	6,484	68%
10-21-3223-000	Operating Supplies	20,000	3,720	16,280	19%
10-21-3225-000	Building Maintenance	10,000	881	9,119	9%
10-21-3245-000	Utilities	18,900	8,883	10,017	47%
10-21-3253-000	Postage	2,000	1,172	828	59%
10-21-3275-000	Fuel	500	106	395	21%
10-21-3281-000	Insurance	20,000	22,433	(2,433)	112%
10-21-3291-000	Capital Improvement Bldg	10,000	-	10,000	0%
10-21-3292-000	Capital Improvement Bldg- Other	500,000	73,446	426,554	15%
10-21-3293-000	Capital Equipment	1,000	-	1,000	0%
10-21-3313-000	Equipment Maintenance	1,000	-	1,000	0%
10-21-3333-000	Legal Notices / Recordings	5,000	3,760	1,240	75%
10-21-3338-000	Communication	3,500	2,415	1,085	69%
10-21-3365-000	Advertising	500	1,342	(842)	268%
10-21-3391-000	Misc. Expenses	-	6,193	(6,193)	0%
10-21-3392-000	County Treasurer Fees	10,000	8,082	1,918	81%
10-21-3513-000	Economic Development	2,200	1,020	1,180	46%
	Total General Administration	\$ 640,900	\$ 154,816	\$ 486,084	24%
	Total General Administrative Expenditures	\$ 945,175	\$ 379,844	\$ 565,331	40%
	Operations				
	Police Department Expenditures				
	<u>Salaries and Benefits- Police Department</u>				
10-31-3111-000	Salaries / Wages Regular	\$ 157,564	\$ 104,135	\$ 53,429	66%
10-31-3112-000	Salaries / Wages Temp/Part-time	261,375	172,204	89,171	66%
10-31-3115-000	Overtime	1,000	2,241	(1,241)	224%
10-31-3119-000	Employer Taxes	22,167	16,303	5,864	74%
10-31-3123-000	FPPA	10,335	7,968	2,367	77%
10-31-3124-000	Sick Leave	7,650	190	7,460	2%
10-31-3125-000	Employee Benefits	9,450	4,608	4,842	49%
10-31-3127-000	Insurance Premiums	20	183	(163)	914%
10-31-3131-000	Workers Compensation	18,000	20,169	(2,169)	112%
10-31-3133-000	FPPA Death + Disability	3,620	2,417	1,203	67%
	Total Salaries and Benefits- Police Department	\$ 491,181	\$ 330,418	\$ 160,763	67%
	<u>Professional Services- Police Department</u>				
10-31-3161-000	Professional Services- Legal	\$ 1,000	\$ -	\$ 1,000	0%
10-31-3162-000	Professional Services- Acctg/Audit	8,200	6,387	1,813	78%
10-31-3164-000	Professional Services- IT	8,000	6,173	1,827	77%
	Total Professional Services- Police Department	\$ 17,200	\$ 12,560	\$ 4,640	73%
	<u>General Administration- Police Department</u>				
10-31-3141-000	Employee Clothing / Uniform	\$ 7,000	\$ 3,269	\$ 3,731	47%
10-31-3145-000	Employee Training	2,000	1,426	574	71%
10-31-3149-000	Employee Travel	750	251	499	33%
10-31-3151-000	Employee Per Diem	200	-	200	0%
10-31-3153-000	Memberships / Registrations	500	180	320	36%
10-31-3211-000	General (Contract) Services	1,500	7,724	(6,224)	515%
10-31-3223-000	Operating Supplies	4,000	2,147	1,853	54%
10-31-3225-000	Building Maintenance	5,000	4,565	435	91%
10-31-3226-000	Repair / Maintenance Supplies	1,000	-	1,000	0%
10-31-3245-000	Utilities	5,500	3,908	1,592	71%
10-31-3253-000	Postage	120	-	120	0%
10-31-3276-000	Vehicle Loan- Principal	16,418	6,216	10,202	38%
10-31-3277-000	Vehicle Loan- Interest	2,598	1,821	777	70%

TOWN OF PALMER LAKE

GENERAL FUND

Budget Status Report - GAAP Basis For the Eight Months Ending August 31, 2021

Unaudited

		2021	YTD	Variance	Percent
		Budget	Actual	(Unfavorable)	of Budget (YTD 67%)
10-31-3271-000	Vehicle Repair / Maint	11,000	5,243	5,757	48%
10-31-3275-000	Fuel	11,000	8,592	2,408	78%
10-31-3281-000	Insurance	14,000	11,884	2,116	85%
10-31-3293-000	Capital Equipment	5,000	542	4,458	11%
10-31-3313-000	Equipment Maintenance	500	-	500	0%
10-31-3338-000	Communication	7,600	4,362	3,238	57%
10-31-3393-000	Subject Testing	500	-	500	0%
10-31-3523-000	Grants Expense	-	6,501	(6,501)	0%
	Total General Administration- Police Department	\$ 96,186	\$ 68,632	\$ 27,554	71%
	Total Police Department Expenditures	\$ 604,567	\$ 411,611	\$ 192,956	68%
	<u>Fire Department Expenditures</u>				
	<u>Salaries and Benefits- Fire Department</u>				
10-41-3111-000	Salaries / Wages Regular	\$ 278,600	\$ 178,816	\$ 99,784	64%
10-41-3112-000	Salaries / Wages Temp/Part-time	61,000	48,229	12,771	79%
10-41-3115-000	Overtime	18,000	14,566	3,434	81%
10-41-3119-000	Employer Taxes	6,840	8,468	(1,628)	124%
10-41-3123-000	FPPA	40,000	15,756	24,244	39%
10-41-3124-000	Sick Leave	3,700	-	3,700	0%
10-41-3125-000	Employee Benefits	16,000	14,198	1,802	89%
10-41-3127-000	Insurance Premiums	734	557	177	76%
10-41-3131-000	Workers Compensation	15,000	16,807	(1,807)	112%
10-41-3133-000	FPPA Death + Disability	6,500	4,885	1,615	75%
	Total Salaries and Benefits- Fire Department	\$ 446,374	\$ 302,282	\$ 144,092	68%
	<u>Professional Services- Fire Department</u>				
10-41-3161-000	Professional Services- Legal	\$ 1,000	\$ -	\$ 1,000	0%
10-41-3162-000	Professional Services- Acctg/Audit	8,200	120	8,080	1%
10-41-3164-000	Professional Services- IT	8,000	9,551	(1,551)	119%
	Total Professional Services- Fire Department	\$ 17,200	\$ 9,671	\$ 7,529	56%
	<u>General Administration- Fire Department</u>				
10-41-3141-000	Employee Clothing / Uniform	\$ 6,000	\$ 4,516	\$ 1,484	75%
10-41-3145-000	Employee Training	3,500	676	2,824	19%
10-41-3151-000	Employee Per Diem	-	1,278	(1,278)	0%
10-41-3153-000	Memberships / Registrations	1,000	769	231	77%
10-41-3211-000	General (Contract) Services	15,000	6,216	8,784	41%
10-41-3223-000	Operating Supplies	8,000	2,385	5,615	30%
10-41-3225-000	Building Maintenance	5,000	3,313	1,687	66%
10-41-3226-000	Repair / Maintenance Supplies	1,000	1,614	(614)	161%
10-41-3245-000	Utilities	6,800	2,348	4,452	35%
10-41-3253-000	Postage	250	-	250	0%
10-41-3271-000	Vehicle Repair / Maint	15,000	7,970	7,030	53%
10-41-3275-000	Fuel	5,000	3,728	1,272	75%
10-41-3281-000	Insurance	16,500	18,132	(1,632)	110%
10-41-3293-000	Capital Equipment	-	43,220	(43,220)	0%
10-41-3313-000	Equipment Maintenance	1,000	-	1,000	0%
10-41-3338-000	Communication	6,100	2,668	3,432	44%
10-41-3351-000	Medical Equip / Supplies	3,000	2,672	328	89%
10-41-3391-000	Misc. Expenses	-	1	(1)	0%
	Total General Administration- Fire Department	\$ 93,150	\$ 101,505	\$ (8,355)	109%
	Total Fire Department Expenditures	\$ 556,724	\$ 413,458	\$ 143,266	74%
	<u>Roads Department Expenditures</u>				
	<u>Salaries and Benefits- Roads Department</u>				
10-51-3111-000	Salaries / Wages Regular	\$ 142,000	\$ 93,109	\$ 48,891	66%
10-51-3115-000	Overtime	1,000	1,241	(241)	124%
10-51-3119-000	Employer Taxes	10,864	7,212	3,652	66%
10-51-3125-000	Employee Benefits	9,100	9,134	(34)	100%
10-51-3127-000	Insurance Premiums	880	223	657	25%
10-51-3131-000	Workers Compensation	13,000	14,566	(1,566)	112%
	Total Salaries and Benefits- Roads Department	\$ 176,844	\$ 125,486	\$ 51,358	71%

TOWN OF PALMER LAKE

GENERAL FUND

Budget Status Report - GAAP Basis For the Eight Months Ending August 31, 2021

Unaudited

		2021	YTD	Variance	Percent
		Budget	Actual	Favorable (Unfavorable)	of Budget (YTD 67%)
	<u>Professional Services- Roads Department</u>				
10-51-3162-000	Professional Services- Acctg/Audit	\$ 8,200	\$ -	\$ 8,200	0%
10-51-3163-000	Professional Services- Other	8,000	13,475	(5,475)	168%
10-51-3163-001	Professional Services- MS4	10,000	17,516	(7,516)	175%
10-51-3163-002	Professional Services- Engineering	20,000	-	20,000	0%
10-51-3164-000	Professional Services- IT	4,000	4,884	(884)	122%
	Total Professional Services- Roads Department	\$ 50,200	\$ 35,875	\$ 14,325	71%
	<u>General Administration- Roads Department</u>				
10-51-3141-000	Employee Clothing / Uniform	\$ 500	\$ -	\$ 500	0%
10-51-3145-000	Employee Training	250	-	250	0%
10-51-3149-000	Employee Travel	250	-	250	0%
10-51-3153-000	Memberships / Registrations	1,066	779	287	73%
10-51-3211-000	General (Contract) Services	20,000	4,980	15,020	25%
10-51-3223-000	Operating Supplies	4,000	3,940	60	98%
10-51-3225-000	Building Maintenance	2,000	815	1,185	41%
10-51-3227-000	Road / Street Material	25,000	16,811	8,189	67%
10-51-3229-000	Sign Parts / Supplies	1,000	492	509	49%
10-51-3243-000	Street Lights	16,000	7,196	8,804	45%
10-51-3245-000	Utilities	8,000	2,328	5,672	29%
10-51-3276-000	Vehicle Loan- Principal	4,360	5,763	(1,403)	132%
10-51-3277-000	Vehicle Loan- Interest	2,174	1,686	488	78%
10-51-3271-000	Vehicle Repair / Maint	6,000	447	5,553	7%
10-51-3273-000	Heavy Equipment Repair	10,000	1,723	8,278	17%
10-51-3275-000	Fuel	15,000	4,877	10,123	33%
10-51-3281-000	Insurance	9,800	8,896	904	91%
10-51-3293-000	Capital Equipment	31,700	31,529	171	99%
10-51-3338-000	Communication	5,379	728	4,651	14%
10-51-3230-000	Dust Control	15,000	10,963	4,037	73%
10-51-3231-000	Culverts	3,500	-	3,500	0%
10-51-3295-000	Capital Improvement Roads	175,000	224,038	(49,038)	128%
10-51-3296-000	Capital Improvement- Drainage	3,000	-	3,000	0%
10-51-3296-003	Capital Improvement- MS4	2,000	-	2,000	0%
	Total General Administration- Roads Department	\$ 360,979	\$ 327,991	\$ 32,988	91%
	Total Roads Department Expenditures	\$ 588,023	\$ 489,352	\$ 98,671	83%
	<u>Parks Department Expenditures</u>				
	<u>Salaries and Benefits- Parks Department</u>				
10-80-3111-000	Salaries / Wages Regular	\$ -	\$ -	\$ -	0%
10-80-3112-000	Salaries / Wages Temp/Part-time	24,000	6,387	17,613	27%
10-80-3119-000	Employer Taxes	1,836	579	1,257	32%
10-80-3124-000	Sick Leave	900	-	900	0%
10-80-3125-000	Employee Benefits	900	-	900	0%
10-80-3131-000	Workers Compensation	900	991	(91)	110%
	Total Salaries and Benefits- Parks Department	\$ 28,536	\$ 7,957	\$ 20,579	28%
	<u>General Administration- Parks Department</u>				
10-80-3141-000	Employee Clothing / Uniform	\$ 200	\$ -	\$ 200	0%
10-80-3145-000	Employee Training	250	-	250	0%
10-80-3153-000	Memberships / Registrations	100	-	100	0%
10-80-3211-000	General (Contract) Services	3,000	10,645	(7,645)	355%
10-80-3223-000	Operating Supplies	3,500	1,726	1,774	49%
10-80-3226-000	Repair / Maint Supplies	250	-	250	0%
10-80-3245-000	Utilities	1,200	-	1,200	0%
10-80-3271-000	Vehicle Repair / Maint	300	-	300	0%
10-80-3275-000	Fuel	800	-	800	0%
10-80-3313-000	Equipment Maintenance	1,000	381	619	38%
10-80-3338-000	Communication	150	-	150	0%
10-80-3391-000	Misc. Expenses- Volunteers	200	341	(141)	171%
	Total General Administration- Parks Department	\$ 10,950	\$ 13,094	\$ (2,144)	120%
	Total Parks Department Expenditures	\$ 39,486	\$ 21,050	\$ 18,436	53%

TOWN OF PALMER LAKE


GENERAL FUND

Budget Status Report - GAAP Basis
For the Eight Months Ending August 31, 2021

Unaudited

	2021	YTD	Variance	Percent
	Budget	Actual	Favorable (Unfavorable)	of Budget (YTD 67%)
Total Operations	\$ 1,788,800	\$ 1,335,471	\$ 453,329	75%
Total General Administrative and Operations	\$ 2,733,975	\$ 1,715,315	\$ 1,018,660	63%
EXCESS OF REVENUE OVER (UNDER)				
EXPENDITURES AND OTHER FINANCING USES	\$ -	\$ 214,372	\$ 214,372	

WATER ENTERPRISE FUND
August 2021



TOWN OF PALMER LAKE

WATER FUND

Budget Status Report - GAAP Basis For the Eight Months Ending August 31, 2021

Unaudited

		2021	YTD	Variance	Percent
		Budget	Actual	Favorable	of Budget
Account Number	REVENUE			(Unfavorable)	(YTD 67%)
20-19-2314-000	Water Tap Fees	\$ 200,000	\$ 115,750	\$ (84,250)	58%
20-19-2320-000	Water Revenue	990,000	639,103	(350,897)	65%
20-19-2322-000	Water Revenue Interest	4,600	77	(4,523)	2%
20-19-2324-000	Water Reserve Interest	4,200	69	(4,131)	2%
20-19-2325-000	Water Reserve Colo Trust	345,147	-	(345,147)	0%
20-19-2326-000	Water Meter Sales / Parts	6,500	763	(5,737)	12%
20-19-2330-000	Late Fees	18,500	4,920	(13,580)	27%
20-19-2335-000	Water Improvement Fee	42,250	34,494	(7,756)	82%
20-19-2340-000	Water Loan Revenue	190,200	124,497	(65,703)	65%
20-19-2360-000	Water Dept. Misc. Revenue / TANK	-	7,372	7,372	0%
	Total Revenue	\$ 1,801,397	\$ 927,046	\$ (874,351)	51%
	EXPENDITURES				
	General Administrative				
	<u>Salaries and Benefits</u>				
20-81-3111-000	Salaries / Wages Regular	\$ 328,500	\$ 143,518	\$ 184,982	44%
20-81-3115-000	Overtime	-	170	(170)	0%
20-81-3119-000	Employer Taxes	25,135	11,006	14,129	44%
20-81-3124-000	Sick Leave	-	430	(430)	0%
20-81-3125-000	Employee Benefits	18,430	1,437	16,993	8%
20-81-3127-000	Insurance Premiums	100	170	(70)	170%
20-81-3131-000	Workers Compensation	15,000	16,807	(1,807)	112%
	Total Salaries and Benefits	\$ 387,165	\$ 173,538	\$ 213,627	45%
	<u>Professional Services</u>				
20-81-3161-000	Professional Services- Legal	\$ 20,000	\$ 13,244	\$ 6,756	66%
20-81-3162-000	Professional Services- Acctg	9,500	100	9,400	1%
20-81-3163-000	Professional Services- Other/ Engineering, etc.	40,000	20,126	19,874	50%
20-81-3164-000	Professional Services- IT/ Water Billing	30,000	53,979	(23,979)	180%
	Total Professional Services	\$ 99,500	\$ 87,449	\$ 12,051	88%
	<u>Administrative</u>				
20-81-3141-000	Employee Clothing	\$ 500	\$ 90	\$ 410	18%
20-81-3145-000	Employee Training	3,000	386	2,614	13%
20-81-3149-000	Employee Travel	200	-	200	0%
20-81-3153-000	Memberships / Registrations	8,300	9,156	(856)	110%
20-81-3167-000	Payment Processing	10,037	370	9,667	4%
20-81-3169-000	Bank Fees and Services	460	18	442	4%
20-81-3211-000	General (Contract) Services	11,000	12,846	(1,846)	117%
20-81-3245-000	Utilities	115,000	77,793	37,207	68%
20-81-3253-000	Postage	7,000	606	6,394	9%
20-81-3281-000	Insurance	10,000	8,738	1,262	87%
20-81-3333-000	Publication / Legal Notices	500	-	500	0%
20-81-3338-000	Communication	5,500	1,125	4,375	20%
20-81-3391-000	Misc. Expenses	800	7,888	(7,088)	986%
	Total Administration	\$ 172,297	\$ 119,017	\$ 53,280	69%
	Total General Administrative	\$ 658,962	\$ 380,004	\$ 278,958	58%
	Operations				
20-81-3276-000	Vehicle Loan- Principal	\$ 7,820	\$ 3,186	\$ 4,634	41%
20-81-3277-000	Vehicle Loan- Interest	1,240	930	310	75%
20-82-3223-000	Operating Supplies- Treatment	25,000	32,615	(7,615)	130%
20-82-3224-000	Operating Supplies- Distribution	15,000	16,567	(1,567)	110%
20-82-3225-000	Building Maintenance	1,000	1,114	(114)	111%
20-82-3226-000	Repairs / Maintenance Supplies- Treatment	40,000	-	40,000	0%

TOWN OF PALMER LAKE

WATER FUND


**Budget Status Report - GAAP Basis
For the Eight Months Ending August 31, 2021**

Unaudited

		2021	YTD	Variance	Percent
		Budget	Actual	Favorable	of Budget
				(Unfavorable)	(YTD 67%)
20-82-3227-000	Repairs / Maintenance Supplies- Distribution	12,500	1,149	11,351	9%
20-82-3233-000	Water Meters / Replacements	5,000	3,919	1,081	78%
20-82-3234-000	Water Meters / Supplies & Repairs	5,000	2,708	2,292	54%
20-82-3271-000	Vehicle Repair / Maint	6,000	302	5,698	5%
20-82-3275-000	Fuel	6,000	3,398	2,602	57%
20-82-3292-000	Capital Improvement- Water	700,000	247,563	452,437	35%
20-82-3293-000	Capital Equipment / TANK	-	-	-	0%
20-82-3294-000	Water Line Repair	100,000	44,852	55,148	45%
20-82-3313-000	Equipment Maintenance	23,000	10,269	12,731	45%
20-82-3338-000	Communications	1,550	2,570	(1,020)	166%
20-82-3411-000	Reservoirs / Dam Maintenance	10,000	-	10,000	0%
20-82-3431-000	Water Quality Tests	26,000	11,785	14,215	45%
	Total Operations	\$ 985,110	\$ 382,926	\$ 602,184	39%
	Total Administrative and Operations	\$ 1,644,072	\$ 762,930	\$ 881,142	46%
	Debt Service				
20-81-3400-000	CWRPDA 2009 Principal	\$ 83,916	\$ 43,444	\$ 40,472	52%
20-81-3401-000	CWRPDA 2009 Interest	20,775	9,041	11,734	44%
20-81-3405-000	CWRPDA 2018 Principal	26,872	23,822	3,050	89%
20-81-3406-000	CWRPDA 2018 Interest	15,762	10,262	5,500	65%
20-81-3426-0000	General Fund Loan- Interest	10,000	5,000	5,000	50%
	Total Debt Service	\$ 157,325	\$ 91,570	\$ 65,755	58%
	Total Expenditures	\$ 1,801,397	\$ 854,500	\$ 946,897	47%
	EXCESS OF REVENUE OVER (UNDER)				
	EXPENSES	\$ -	\$ 72,547	\$ 72,547	

CONSERVATION TRUST FUND

August 2021



TOWN OF PALMER LAKE

Conservation Trust Fund

Budget Status Report - GAAP Basis


For the Eight Months Ending August 31, 2021

Unaudited

		2021	YTD	Variance	Percent
		Budget	Actual	Favorable	of Budget
Account Number	REVENUE			(Unfavorable)	(YTD 67%)
50-10-2160-000	Carry Over	\$ 30,000	\$ -	\$ (30,000)	0%
50-10-2170-000	Miscellaneous Income - CTF	-	13	13	0%
50-10-2210-000	Conservation Trust Interest	-	11	11	0%
50-10-2410-000	State Shared Revenue	19,507	18,360	(1,147)	94%
	Total Revenue Conservation Trust	\$ 49,507	\$ 18,384	\$ (31,123)	37%
	EXPENDITURES				
	<u>Administrative</u>				
	<u>Salaries and Benefits</u>				
50-30-3112-000	Salaries / Wages Temp/Part-time	\$ 24,000	\$ 12,544	\$ 11,456	52%
50-30-3119-000	Employer Taxes	1,836	1,013	823	55%
	Total Salaries and Benefits	\$ 25,836	\$ 13,557	\$ 12,279	52%
	<u>Administrative</u>				
50-30-3211-000	Contract Services	-	2,498	(2,498)	0%
50-30-3223-000	Operating Supplies / Materials	4,000	7,306	(3,306)	183%
50-30-3226-000	Repair / Maintenance Supplies	2,500	-	2,500	0%
50-30-3245-000	Utilities	1,000	893	107	89%
50-30-3275-000	Fuels / Lubricants	234	1,832	(1,598)	783%
50-30-3293-000	Capital Improvements	15,937	7,986	7,952	50%
	Total General Administration	\$ 23,671	\$ 20,514	\$ 3,157	87%
	Total General Administrative	\$ 49,507	\$ 34,071	\$ 15,436	69%
	Total Expenditures	\$ 49,507	\$ 34,071	\$ 15,436	69%
	EXCESS OF REVENUE OVER (UNDER)				
	EXPENDITURES	\$ -	\$ (15,687)	\$ (15,687)	

GRANTS & DONATIONS FUND

August 2021



TOWN OF PALMER LAKE

GRANT & DONATION FUND


Budget Status Report - GAAP Basis
For the Eight Months Ending August 31, 2021

Unaudited

		2021	YTD	Variance	Percent
		Budget	Actual	Favorable (Unfavorable)	of Budget (YTD 67%)
Account Number	REVENUE				
10-10-2186-000	FPPA Matching Funds	\$ 14,000	\$ -	\$ (14,000)	0%
10-10-2191-000	Fire Mitigation Grant	50,000	10,000	(40,000)	20%
10-10-2192-000	DOLA Grant	360,000	376,145	16,145	104%
10-10-2193-000	CESF Grant	-	44,287	44,287	0%
10-10-3631-000	Police Donations/ Grants	15,000	7,992	(7,008)	53%
10-10-3680-000	Parks Donations/ Grants	1,000	1,870	870	187%
	Total Revenue	\$ 440,000	\$ 440,293	\$ 293	100%
	EXPENDITURES				
	General Administrative				
10-21-3523-000	Grants Expense- DOLA / GOCO	\$ 360,000	\$ -	\$ 360,000	0%
	Total General Administrative Expenditures	\$ 360,000	\$ -	\$ 360,000	0%
	Police Department Expenditures				
10-31-3523-000	Grant Expense	\$ 15,100	\$ 6,501	\$ 8,599	43%
	Total Police Department Expenditures	\$ 15,100	\$ 6,501	\$ 8,599	43%
	Fire Department Expenditures				
10-41-3523-000	Grants Expense	\$ -	\$ -	\$ -	0%
	Total Fire Department Expenditures	\$ -	\$ -	\$ -	0%
	Roads Department Expenditures				
10-51-3519-000	RMB SRTS Grant	\$ -	\$ -	\$ -	0%
10-51-3523-000	Grants Expense- Douglas	13,900	-	13,900	0%
	Total Roads Department Expenditures	\$ 13,900	\$ -	\$ 13,900	0%
	Parks Department Expenditures				
10-80-3215-000	Parks Committee (donations)	\$ 1,000	\$ 2,500	\$ (1,500)	250%
10-80-3314-000	Fire Mitigation CUSP	50,000	-	50,000	0%
10-80-3523-000	Grants Expense	-	750	(750)	0%
	Total Parks Department Expenditures	\$ 51,000	\$ 3,250	\$ 47,750	6%
	Water Department Expenditures				
20-81-3523-000	Grant Expense- DOUG	\$ -	\$ -	\$ -	0%
	Total Water Department Expenditures	\$ -	\$ -	\$ -	0%
	Total Expenditures	\$ 440,000	\$ 9,751	\$ 430,249	
	EXCESS OF REVENUE OVER (UNDER)				
	EXPENDITURES	\$ -	\$ 430,542	\$ 430,542	

Check Register

August 2021



Ranges:	From:	To:	From:	To:
Check Number	First	Last	Check Date	8/1/2021
Vendor ID	First	Last	Checkbook ID	First
Vendor Name	First	Last		Last

Sorted By: Check Number

* Voided Checks

Check Number	Vendor ID	Vendor Check Name	Check Date	Checkbook ID	Audit Trail Code	Amount
46744	ONEMANLITTLELAD	One Man & Little Lady Cleaning	8/16/2021	GENERAL CHECKIN	PMCHK00000241	\$750.00
47337	5STARLIFEINSURA	5Star Life Insurance Company	8/4/2021	GENERAL CHECKIN	PMCHK00000236	\$116.25
47338	AMCOBI	American Conservation & Billin	8/4/2021	GENERAL CHECKIN	PMCHK00000236	\$3,707.00
47339	BLACKHILLSSENERG	Black Hills Energy	8/4/2021	GENERAL CHECKIN	PMCHK00000236	\$176.94
47340	BRADLEYEXCAVATI	Bradley Excavating	8/4/2021	GENERAL CHECKIN	PMCHK00000236	\$12,580.00
47341	MCCARTHYCHRIS	Christopher McCarthy	8/4/2021	GENERAL CHECKIN	PMCHK00000236	\$313.49
47342	CITYOFFORTCOLLI	City of Fort Collins	8/4/2021	GENERAL CHECKIN	PMCHK00000236	\$68.00
47343	COLORADODEPOFRE	Colorado Department of Revenue	8/4/2021	GENERAL CHECKIN	PMCHK00000236	\$1,076.00
47344	COMPANIONLIFE	Companion Life Insurance	8/4/2021	GENERAL CHECKIN	PMCHK00000236	\$44.44
47345	COREANDMAIN	Core & Main	8/4/2021	GENERAL CHECKIN	PMCHK00000236	\$16,680.13
47346	CRAIGSPOWEREQUI	Craig's Power Equipment LLC	8/4/2021	GENERAL CHECKIN	PMCHK00000236	\$118.68
47347	ELLISONTRUCKING	Ellison Trucking, Inc.	8/4/2021	GENERAL CHECKIN	PMCHK00000236	\$1,120.00
47348	ENVIROTECHSERVI	Envirotech Services, Inc.	8/4/2021	GENERAL CHECKIN	PMCHK00000236	\$3,654.49
47349	GFLENVIRONMENTA	GFL Environmental	8/4/2021	GENERAL CHECKIN	PMCHK00000236	\$305.00
47350	COLLINSGREG	Greg Collins	8/4/2021	GENERAL CHECKIN	PMCHK00000236	\$648.75
47351	HACHCOMPANY	Hach Company	8/4/2021	GENERAL CHECKIN	PMCHK00000236	\$10,269.00
47352	INTERSTATECHEMI	Interstate Chemical Co, Inc.	8/4/2021	GENERAL CHECKIN	PMCHK00000236	\$1,199.60
47353	IREA	IREA	8/4/2021	GENERAL CHECKIN	PMCHK00000236	\$7,350.14
47354	CICCOLELLAJOH	John Ciccolella	8/4/2021	GENERAL CHECKIN	PMCHK00000236	\$320.00
47355	LEWANTECHNOLOGY	Lewan & Associates, Inc.	8/4/2021	GENERAL CHECKIN	PMCHK00000236	\$55.29
47356	MARTINMARIETTA	Martin Marietta Materials	8/4/2021	GENERAL CHECKIN	PMCHK00000236	\$124,396.20
47357	MCKINEYDOOR&HAR	McKinney Door & Hardware, Inc.	8/4/2021	GENERAL CHECKIN	PMCHK00000236	\$453.00
47358	MIDWEST	Midwest Barricade CO., Inc.	8/4/2021	GENERAL CHECKIN	PMCHK00000236	\$562.50
47359	PINNACOLASSURAN	Pinnacol Assurance	8/4/2021	GENERAL CHECKIN	PMCHK00000236	\$8,739.00
47360	PIONEER	Pioneer	8/4/2021	GENERAL CHECKIN	PMCHK00000236	\$1,598.45
47361	PITNEYBOWES	Pitney Bowes Global Financial	8/4/2021	GENERAL CHECKIN	PMCHK00000236	\$440.94
47362	SGS	SGS North America, Inc.	8/4/2021	GENERAL CHECKIN	PMCHK00000236	\$313.49
47363	TLECC	Timber Line Electric & Control	8/4/2021	GENERAL CHECKIN	PMCHK00000236	\$1,269.16
47364	TNPARKERCONSTRU	TN Parker Construction	8/4/2021	GENERAL CHECKIN	PMCHK00000236	\$3,934.01
47365	TRILAKESGARGAED	Tri-Lakes Garage Doors, LLC	8/4/2021	GENERAL CHECKIN	PMCHK00000236	\$196.13
47366	UNITEDSITESERVI	United Site Services	8/4/2021	GENERAL CHECKIN	PMCHK00000236	\$3,586.49
47367	XFINITY	Xfinity	8/4/2021	GENERAL CHECKIN	PMCHK00000236	\$104.85
47368	AMCOBI	American Conservation & Billin	8/4/2021	GENERAL CHECKIN	PMCHK00000235	\$1,525.75
47369	BRADLEYEXCAVATI	Bradley Excavating	8/4/2021	GENERAL CHECKIN	PMCHK00000235	\$4,072.50
47370	AIRGAS	Airgas USA, LLC	8/18/2021	GENERAL CHECKIN	PMCHK00000237	\$324.74
47371	AMERICANPORTABL	American Portable Services, In	8/18/2021	GENERAL CHECKIN	PMCHK00000237	\$791.00
47372	BBAWATERCONSULT	Bishop-Brogden Associates, Inc	8/18/2021	GENERAL CHECKIN	PMCHK00000237	\$1,300.00
47373	BISONMEDIA	Bison Media, Inc.	8/18/2021	GENERAL CHECKIN	PMCHK00000237	\$499.97
47374	BROOKSPLUMBINGA	Brooks Plumbing and Heating, I	8/18/2021	GENERAL CHECKIN	PMCHK00000237	\$31,958.40
47375	CDPHE	CDPHE	8/18/2021	GENERAL CHECKIN	PMCHK00000237	\$927.00
47376	CENTURYLINK	Century Link	8/18/2021	GENERAL CHECKIN	PMCHK00000237	\$67.01
47377	COLORADOSTATEFI	Colorado State Fire Chiefs	8/18/2021	GENERAL CHECKIN	PMCHK00000237	\$155.00
47378	COMCAST	Comcast	8/18/2021	GENERAL CHECKIN	PMCHK00000237	\$193.35
47379	CKT	Common Knowledge Technology	8/18/2021	GENERAL CHECKIN	PMCHK00000237	\$1,253.50
47380	COMMUNITYBANKSO	Community Banks of Colorado	8/18/2021	GENERAL CHECKIN	PMCHK00000237	\$2,174.57
47381	COREANDMAIN	Core & Main	8/18/2021	GENERAL CHECKIN	PMCHK00000237	\$5,919.62
47382	ELITEAUTOSERVIC	Elite Auto Service and Repair	8/18/2021	GENERAL CHECKIN	PMCHK00000237	\$545.81
47383	EMERGENCYNETWOR	Emergency Network Security Sys	8/18/2021	GENERAL CHECKIN	PMCHK00000237	\$61.00
47384	EMERGENCYREPORT	Backdraft OPCO LLC	8/18/2021	GENERAL CHECKIN	PMCHK00000237	\$208.53
47385	ENTECHENGINEERI	Etech Engineering, Inc.	8/18/2021	GENERAL CHECKIN	PMCHK00000237	\$252.50
47386	EVOQUA	Evoqua Water Technologies LLC	8/18/2021	GENERAL CHECKIN	PMCHK00000237	\$1,250.00
47387	FROMMANDCOMPANY	Fromm & Company, LLC	8/18/2021	GENERAL CHECKIN	PMCHK00000237	\$6,387.00
47388	GALLS	GALLS, LLC	8/18/2021	GENERAL CHECKIN	PMCHK00000237	\$100.08
47389	GFLENVIRONMENTA	GFL Environmental	8/18/2021	GENERAL CHECKIN	PMCHK00000237	\$167.14
47390	GREENBELTTURFFA	Green Belt Turf Farm Inc.	8/18/2021	GENERAL CHECKIN	PMCHK00000237	\$49.00
47391	HABITATMANAGEME	Habitat Management	8/18/2021	GENERAL CHECKIN	PMCHK00000237	\$2,709.21
47392	HIGHPOINTNETWOR	High Point Networks	8/18/2021	GENERAL CHECKIN	PMCHK00000237	\$420.00
47393	IREA	IREA	8/18/2021	GENERAL CHECKIN	PMCHK00000237	\$990.00
47394	CENTURYLINKLEVE	Level 3 Communications, LLC	8/18/2021	GENERAL CHECKIN	PMCHK00000237	\$496.71
47395	MEYER&SAMSINC	Meyer & Sams, Inc. dba GMS, In	8/18/2021	GENERAL CHECKIN	PMCHK00000237	\$11,279.37
47396	CARROLMICHAEL	Michael Carroll	8/18/2021	GENERAL CHECKIN	PMCHK00000237	\$247.77
47397	MONUMENTSMALLEN	Monument Small Engine	8/18/2021	GENERAL CHECKIN	PMCHK00000237	\$44.00
47398	NORTHWESTPARKWA	Northwest Parkway LLC	8/18/2021	GENERAL CHECKIN	PMCHK00000237	\$3.20
47399	OREILLY	O'Reilly	8/18/2021	GENERAL CHECKIN	PMCHK00000237	\$586.88
47400	ORKIN	Orkin	8/18/2021	GENERAL CHECKIN	PMCHK00000237	\$368.00
47401	PALMERLAKESANIT	Palmer Lake Sanitation	8/18/2021	GENERAL CHECKIN	PMCHK00000237	\$1,723.28
47402	WIECKSREID	Reid Wiecks	8/18/2021	GENERAL CHECKIN	PMCHK00000237	\$102.92
47403	SERVICGLASS	Service Glass	8/18/2021	GENERAL CHECKIN	PMCHK00000237	\$700.30
47404	SGS	SGS North America, Inc.	8/18/2021	GENERAL CHECKIN	PMCHK00000237	\$192.52

* Voided Checks

Check Number	Vendor ID	Vendor Check Name	Check Date	Checkbook ID	Audit Trail Code	Amount
47405	SIDEBYSIDEFURY	Side by Side Fury	8/18/2021	GENERAL CHECKIN	PMCHK00000237	\$269.68
47406	T2SYSTEMS	T2 Systems Canada Inc.	8/18/2021	GENERAL CHECKIN	PMCHK00000237	\$500.00
47407	GAZETTE	The Gazette	8/18/2021	GENERAL CHECKIN	PMCHK00000237	\$158.33
47408	HOMEDEPOT	Home Depot Credit Service	8/18/2021	GENERAL CHECKIN	PMCHK00000237	\$529.73
47409	TNPARKERCONSTRU	TN Parker Construction	8/18/2021	GENERAL CHECKIN	PMCHK00000237	\$3,409.16
47410	TOWNOFMONUMENT	Town of Monument	8/18/2021	GENERAL CHECKIN	PMCHK00000237	\$57.17
47411	UNCC	Utility Notification Center of	8/18/2021	GENERAL CHECKIN	PMCHK00000237	\$81.84
47412	WATTSUPFITTING	Watts Up-Fitting	8/18/2021	GENERAL CHECKIN	PMCHK00000237	\$15,359.76

Total Checks:	77				Total Amount of Checks:	\$306,552.72
						=====