


TOWN OF PALMER LAKE
Financial Statements
November 2022
Unaudited



CASH POSITION

November 30, 2022



TOWN OF PALMER LAKE**Schedule of Cash Position****November 30, 2022**

| FINANCIAL INSTITUTION | TYPE OF ACCOUNT | CHECKING / SAVINGS | BANK RATE | BALANCE |
|--|------------------------|---------------------------|------------------|---------------------|
| OPERATING FUNDS: | | | | |
| Community Banks of CO | General Fund Operating | Checking | n/a | \$ 882,918 |
| <i>* Restricted - Operating Reserve - 3 months (\$582,475)</i> | | | | |
| Community Banks of CO | Water Fund Operating | Checking | n/a | \$ 1,338,605 |
| <i>* Restricted - Operating Reserve - 3 months (\$236,018)</i> | | | | |
| Colorado Trust (ColoTrust) | General Fund | Savings | 3.83% | \$ 1,418,845 |
| Subtotal - Operating Funds | | | | \$ 3,640,368 |
| RESTRICTED FUNDS: | | | | |
| Colorado Trust (ColoTrust) | Water Reserve 2010 | Savings | 3.83% | \$ 180,732 |
| Colorado Trust (ColoTrust) | Water Loan Reserve | Savings | 3.83% | \$ 200,224 |
| Colorado Trust (ColoTrust) | Water Savings | Savings | 3.83% | \$ 200,846 |
| Colorado Trust (ColoTrust) | Police CIP Reserve | Savings | 3.83% | \$ 7 |
| Colorado Trust (ColoTrust) | Fire CIP Reserve | Savings | 3.83% | \$ 60,301 |
| Colorado Trust (ColoTrust) | CTF Reserve | Savings | 3.83% | \$ 27,459 |
| Colorado Trust (ColoTrust) | Roads CIP Reserve | Savings | 3.83% | \$ 10,042 |
| Subtotal - Restricted Funds | | | | \$ 679,611 |
| TOTAL | | | | \$ 4,319,979 |

GENERAL FUND
November 2022



TOWN OF PALMER LAKE


SCHEDULE OF REVENUE, EXPENDITURES AND CHANGES IN FUND BALANCE - BUDGET AND ACTUAL GENERAL FUND

For the Eleven Months Ended November 30, 2022
UNAUDITED

| | 2022 Adopted Budget | Actual | Variance Favorable (Unfavorable) | Percent of Budget (YTD 92%) |
|--|---------------------------|--------------|--|-----------------------------------|
| REVENUE | | | | |
| Taxes | \$ 2,090,342 | \$ 2,282,762 | \$ 192,420 | 109% |
| Fees and Licenses | 191,900 | 204,181 | 12,281 | 106% |
| Intergovernmental | 14,100 | 7,317 | (6,783) | 52% |
| Fines | 70,900 | 59,701 | (11,199) | 84% |
| Interest income | 12,000 | 29,205 | 17,205 | 243% |
| Departmental | 19,000 | 96,851 | 77,851 | 510% |
| Miscellaneous income | 170,100 | 146,829 | (23,271) | 86% |
| Total Revenue | \$ 2,568,342 | \$ 2,826,846 | \$ 258,504 | 110% |
| EXPENDITURES | | | | |
| General and Administrative | | | | |
| Salaries and Benefits | \$ 179,369 | \$ 150,961 | \$ 28,408 | 84% |
| Professional Services | 315,785 | 372,015 | (56,230) | 118% |
| General Administration | 605,730 | 451,716 | 154,014 | 75% |
| Total General and Administrative | \$ 1,100,885 | \$ 974,692 | \$ 126,192 | 89% |
| Police Department | | | | |
| Salaries and Benefits | \$ 588,861 | \$ 463,062 | \$ 125,799 | 79% |
| Professional Services | - | - | - | 0% |
| General Administration | 60,470 | 68,233 | (7,763) | 113% |
| Total Police Department | \$ 649,331 | \$ 531,295 | \$ 118,036 | 82% |
| Fire Department | | | | |
| Salaries and Benefits | \$ 464,572 | \$ 392,816 | \$ 71,756 | 85% |
| Professional Services | - | - | - | 0% |
| General Administration | 73,050 | 107,384 | (34,334) | 147% |
| Total Fire Department | \$ 537,622 | \$ 500,200 | \$ 37,422 | 93% |
| Roads Department | | | | |
| Salaries and Benefits | \$ 187,002 | \$ 151,532 | \$ 35,470 | 81% |
| Professional Services | 20,000 | 14,176 | 5,824 | 71% |
| General Administration | 388,071 | 267,638 | 120,433 | 69% |
| Total Roads Department | \$ 595,073 | \$ 433,346 | \$ 161,727 | 73% |
| Parks Department | | | | |
| Salaries and Benefits | \$ 62,231 | \$ 18,182 | \$ 44,049 | 29% |
| General Administration | 23,200 | 21,376 | 1,824 | 92% |
| Total Parks Department | \$ 85,431 | \$ 39,558 | \$ 45,873 | 46% |
| Total Expenditures | \$ 2,968,341 | \$ 2,479,091 | \$ 489,250 | 84% |
| EXCESS OF REVENUE OVER (UNDER) EXPENDITURES | | | | |
| | \$ (400,000) | \$ 347,755 | \$ 747,754 | |
| FUNDS BALANCE - BEGINNING OF YEAR | | | | |
| | | \$ 2,749,080 | | |
| FUNDS BALANCE - END OF YEAR | | | | |
| | | \$ 3,096,835 | | |
| Less: | | | | |
| Restricted: | | | | |
| Operating Reserve - 3 months | | (582,475) | <i>Note 1</i> | |
| Fire - CIP Reserve | | (60,301) | | |
| FUNDS AVAILABLE - END OF YEAR - Unrestricted | | | | |
| | | \$ 2,454,059 | | |

Note 1: A 12 Month Operating Reserve would be Optimum

WATER ENTERPRISE FUND
November 2022



TOWN OF PALMER LAKE

SCHEDULE OF REVENUE, EXPENDITURES AND CHANGES IN FUNDS AVAILABLE - BUDGET AND ACTUAL WATER ENTERPRISE FUND

For the Eleven Months Ended November 30, 2022

UNAUDITED

| | 2022 Adopted Budget | Actual | Variance Favorable (Unfavorable) | Percent of Budget (YTD 92%) |
|---|---------------------------|-------------------|--|-----------------------------------|
| REVENUE | | | | |
| Water Revenue | \$ 1,198,500 | \$ 1,079,971 | \$ (118,529) | 90% |
| Water Fees | 71,957 | 49,700 | (22,257) | 69% |
| Water Taps | 200,000 | 54,222 | (145,778) | 27% |
| Late Fees/ Service Fees | - | 18,390 | 18,390 | 0% |
| Water Meters | 6,500 | 1,950 | (4,550) | 30% |
| Interest | 3,000 | 6,984 | 3,984 | 233% |
| Miscellaneous | - | 525 | 525 | 0% |
| Total Revenue | \$ 1,479,957 | \$ 1,211,742 | \$ (268,215) | 82% |
| EXPENDITURES | | | | |
| Salaries and Benefits | \$ 454,797 | \$ 358,967 | \$ 95,830 | 79% |
| Professional Services | 127,500 | 140,440 | (12,940) | 110% |
| Administrative | 183,450 | 185,484 | (2,034) | 101% |
| Operations | 461,400 | 98,767 | 362,633 | 21% |
| Capital | 412,654 | 23,489 | 389,165 | 6% |
| Debt Service | 183,229 | 194,639 | (11,410) | 106% |
| Total Expenditures | \$ 1,823,030 | \$ 1,001,786 | \$ 821,244 | 55% |
| EXCESS OF REVENUE OVER (UNDER) EXPENDITURES | \$ (343,072) | \$ 209,956 | \$ 553,029 | |
| FUNDS AVAILABLE - BEGINNING OF YEAR | | \$ 656,879 | | |
| FUNDS AVAILABLE - END OF YEAR | | \$ 866,835 | | |
| Less: | | | | |
| Restricted: | | | | |
| Operating Reserve - 3 months (CWR&PDA Loan Requirement) | | (236,018) | <i>Note 1</i> | |
| Water Loan Reserve | | (200,224) | | |
| Water Reserve - 2010 | | (180,732) | | |
| FUNDS AVAILABLE - END OF YEAR - Unrestricted | | \$ 249,861 | | |

Note 1: A 12 Month Operating Reserve would be Optimum

CONSERVATION TRUST FUND

November 2022



TOWN OF PALMER LAKE

STATEMENT OF REVENUE, EXPENDITURES AND CHANGES IN FUND BALANCE - BUDGET AND ACTUAL CONSERVATION TRUST FUND

For the Eleven Months Ended November 30, 2022

UNAUDITED

| | 2022 Adopted Budget | Actual | Variance Favorable (Unfavorable) | Percent of Budget (YTD 92%) |
|--|---------------------------|------------------|--|-----------------------------------|
| REVENUE | | | | |
| State Shared Revenue | \$ 44,406 | \$ 24,713 | \$ (19,693) | 56% |
| Interest/Miscellaneous income | - | 374 | 374 | 0% |
| Total Revenue | \$ 44,406 | \$ 25,087 | \$ (19,319) | 56% |
| EXPENDITURES | | | | |
| Salaries and Benefits | \$ 18,774 | \$ 19,363 | \$ (589) | 103% |
| Administrative | 25,630 | 13,367 | 12,263 | 52% |
| Total Expenditures | \$ 44,405 | \$ 32,730 | \$ 11,674 | 74% |
| NET CHANGE IN FUND BALANCE | \$ 1 | \$ (7,643) | \$ (7,644) | |
| FUND BALANCE - BEGINNING OF YEAR | | \$ 36,140 | | |
| FUND BALANCE - END OF YEAR - Restricted | | \$ 28,497 | | |

GRANTS AND DONATIONS FUND

November 2022



TOWN OF PALMER LAKE

SCHEDULE OF REVENUE, EXPENDITURES AND CHANGES IN FUNDS AVAILABLE - BUDGET AND ACTUAL GRANTS & DONATIONS

For the Eleven Months Ended November 30, 2022


UNAUDITED

For Information Purposes Only

| | 2022 Budget | YTD Actual | Variance Favorable (Unfavorable) | Percent of Budget (YTD 92%) |
|--|----------------|---------------|--|-----------------------------------|
| REVENUE | | | | |
| FPPA Matching Funds | \$ 14,000 | \$ - | \$ (14,000) | 0% |
| Fire Mitigation Grant | 50,000 | - | (50,000) | 0% |
| DOLA EIAF Water Sys- PER Grant | 15,000 | - | (15,000) | 0% |
| CDOT Bridge Rehab | 200,000 | - | (200,000) | 0% |
| CDOT PL Elementary Road Improvements | 176,590 | - | (176,590) | 0% |
| American Rescue Plan | 376,145 | 376,145 | - | 100% |
| CDPHE 2020 WQIF | - | 25,300 | 25,300 | 0% |
| Fire Grants | - | 17,263 | 17,263 | 0% |
| Police Donations/ Grants | 59,437 | 80,715 | 21,278 | 136% |
| Parks Donations/ Grants | 1,000 | 1,753 | 753 | 175% |
| Total Revenue | \$ 892,172 | \$ 501,176 | \$ (390,996) | 56% |
| EXPENDITURES | | | | |
| General Administrative | | | | |
| Grants Expense- DOLA / GOCO | \$ - | \$ - | \$ - | 0% |
| Total General Administrative Expenditures | \$ - | \$ - | \$ - | 0% |
| Police Department Expenditures | | | | |
| Grant Expense | \$ 59,537 | \$ 36,294 | \$ 23,243 | 61% |
| Total Police Department Expenditures | \$ 59,537 | \$ 36,294 | \$ 23,243 | 61% |
| Fire Department Expenditures | | | | |
| Grants Expense | \$ - | \$ 10,788 | \$ (10,788) | 0% |
| Fire Mitigation CUSP | 50,000 | 5,902 | 44,098 | 12% |
| Total Fire Department Expenditures | \$ 50,000 | \$ 16,690 | \$ 33,310 | 33% |
| Roads Department Expenditures | | | | |
| CDOT Bridge Rehab | \$ 200,000 | \$ - | \$ 200,000 | 0% |
| CDOT PL Elementary Road Improvements | 176,590 | 20 | 176,570 | 0% |
| Grants Expense- Douglas | 13,900 | - | 13,900 | 0% |
| Total Roads Department Expenditures | \$ 390,490 | \$ 20 | \$ 390,470 | 0% |
| Parks Department Expenditures | | | | |
| Parks Committee (donations) | \$ 1,000 | \$ 313 | \$ 687 | 31% |
| Total Parks Department Expenditures | \$ 1,000 | \$ 313 | \$ 687 | 31% |
| Water Department Expenditures | | | | |
| American Rescue Plan | \$ 376,145 | \$ 248,369 | \$ 127,776 | 66% |
| DOLA EIAF Water Sys- PER Grant | 15,000 | - | 15,000 | 0% |
| Total Water Department Expenditures | \$ 391,145 | \$ 248,369 | \$ 142,776 | 0% |
| Total Expenditures | \$ 892,172 | \$ 301,686 | \$ 590,486 | |
| EXCESS OF REVENUE OVER (UNDER) EXPENDITURES | | | | |
| | \$ - | \$ 199,490 | \$ 199,490 | |

Check Register

November 2022



Ranges: From: To: From: To:
 Check Number First Last Check Date 11/1/2022 11/30/2022
 Vendor ID First Last Checkbook ID First Last
 Vendor Name First Last

Sorted By: Check Number


* Voided Checks

| Check Number | Vendor ID | Vendor Check Name | Check Date | Checkbook ID | Audit Trail Code | Amount |
|--------------|-----------------|--------------------------------|------------|-----------------|------------------|-------------|
| 48472 | AIRGAS | AIRGAS USA, LLC | 11/14/2022 | COBANK-CKG 9495 | PMCHK00000067 | \$102.17 |
| 48473 | AMCOBI | AmCobi | 11/14/2022 | COBANK-CKG 9495 | PMCHK00000067 | \$1,868.50 |
| 48474 | AMCOBIIT | AMCOBI | 11/14/2022 | COBANK-CKG 9495 | PMCHK00000067 | \$4,083.55 |
| 48475 | ANGRYSQUIRREL | DAN ELDERS | 11/14/2022 | COBANK-CKG 9495 | PMCHK00000067 | \$300.00 |
| 48476 | AT&TMOBILITY | AT & T MOBILITY | 11/14/2022 | COBANK-CKG 9495 | PMCHK00000067 | \$1,404.22 |
| 48477 | BH | BLACK HILLS ENERGY | 11/14/2022 | COBANK-CKG 9495 | PMCHK00000067 | \$258.09 |
| 48478 | BNSFRAILWAYCOMP | BNSF RAILWAY COMPANY | 11/14/2022 | COBANK-CKG 9495 | PMCHK00000067 | \$858.02 |
| 48479 | CKT | COMMON KNOWLEDGE TECHNOLOGY | 11/14/2022 | COBANK-CKG 9495 | PMCHK00000067 | \$2,190.00 |
| 48480 | COMMUNITYMATTER | COMMUNITY MATTERS INSTITUTE | 11/14/2022 | COBANK-CKG 9495 | PMCHK00000067 | \$7,000.00 |
| 48481 | COREELECTRICCOO | CORE ELECTRIC COOPERATIVE | 11/14/2022 | COBANK-CKG 9495 | PMCHK00000067 | \$3,136.05 |
| 48482 | DANAKEPNERCOMPA | DANA KEPNER COMPANY, LLC | 11/14/2022 | COBANK-CKG 9495 | PMCHK00000067 | \$98.00 |
| 48483 | EMERGENCYNETWOR | EMERGENCY NETWORK SECURITY SYS | 11/14/2022 | COBANK-CKG 9495 | PMCHK00000067 | \$61.00 |
| 48484 | ECS | EMPLOYERS COUNCIL | 11/14/2022 | COBANK-CKG 9495 | PMCHK00000067 | \$10.00 |
| 48485 | ESO | ESO SOLUTIONS, INC. | 11/14/2022 | COBANK-CKG 9495 | PMCHK00000067 | \$208.53 |
| 48486 | FAC | FROMM & COMPANY LLC | 11/14/2022 | COBANK-CKG 9495 | PMCHK00000067 | \$6,159.00 |
| 48487 | GALLS | GALLS, LLC | 11/14/2022 | COBANK-CKG 9495 | PMCHK00000067 | \$117.68 |
| 48488 | HELLOHOUSEKEEPI | HELLO HOUSEKEEPING | 11/14/2022 | COBANK-CKG 9495 | PMCHK00000067 | \$500.00 |
| 48489 | HOMEDEPOTCREDIT | HOME DEPOT CREDIT SERVICES | 11/14/2022 | COBANK-CKG 9495 | PMCHK00000067 | \$282.79 |
| 48490 | INTERNATIONALIN | IIMC | 11/14/2022 | COBANK-CKG 9495 | PMCHK00000067 | \$210.00 |
| 48491 | IRONDOCTORSLLC | IRON DOCTORS LLC | 11/14/2022 | COBANK-CKG 9495 | PMCHK00000067 | \$300.00 |
| 48492 | OREILLY | O'REILLY | 11/14/2022 | COBANK-CKG 9495 | PMCHK00000067 | \$99.11 |
| 48493 | PIONEER | PIONEER | 11/14/2022 | COBANK-CKG 9495 | PMCHK00000067 | \$6,231.96 |
| 48494 | RHINEHARTOIL | RHINEHART OIL CO., LLC | 11/14/2022 | COBANK-CKG 9495 | PMCHK00000067 | \$5,228.81 |
| 48495 | RODNEYMCFARLIN | RODNEY MCFARLIN | 11/14/2022 | COBANK-CKG 9495 | PMCHK00000067 | \$500.00 |
| 48496 | T2SYSTEMS | T2 SYSTEMS CANADA INC. | 11/14/2022 | COBANK-CKG 9495 | PMCHK00000067 | \$70.00 |
| 48497 | GAZETTE | THE GAZETTE | 11/14/2022 | COBANK-CKG 9495 | PMCHK00000067 | \$168.11 |
| 48498 | KNASTERTECHNOLO | THE KNASTER TECHNOLOGY GROUP | 11/14/2022 | COBANK-CKG 9495 | PMCHK00000067 | \$270.00 |
| 48499 | TOTALOFFICE | TOTAL OFFICE | 11/14/2022 | COBANK-CKG 9495 | PMCHK00000067 | \$12.05 |
| 48500 | UNCC | UTILITY NOTIFICATION CENTER OF | 11/14/2022 | COBANK-CKG 9495 | PMCHK00000067 | \$68.90 |
| 48501 | VERMEER | VERMEER | 11/14/2022 | COBANK-CKG 9495 | PMCHK00000067 | \$48.00 |
| 48502 | WATTSUPFITTINGI | WATTS UPFITTING INC. | 11/14/2022 | COBANK-CKG 9495 | PMCHK00000067 | \$347.49 |
| 48503 | COLLINS,DAWN | Dawn Collins | 11/15/2022 | COBANK-CKG 9495 | PMCHK00000068 | \$851.30 |
| 48504 | AIRGAS | AIRGAS USA, LLC | 11/28/2022 | COBANK-CKG 9495 | PMCHK00000069 | \$266.39 |
| 48505 | BRADLEYEXCAVATI | BRADLEY EXCAVATING INC. | 11/28/2022 | COBANK-CKG 9495 | PMCHK00000069 | \$10,590.00 |
| 48506 | CENTURYLINK | CENTURYLINK | 11/28/2022 | COBANK-CKG 9495 | PMCHK00000069 | \$214.87 |
| 48507 | COMCAST | COMCAST | 11/28/2022 | COBANK-CKG 9495 | PMCHK00000069 | \$203.35 |
| 48508 | COREANDMAIN | CORE & MAIN LLP | 11/28/2022 | COBANK-CKG 9495 | PMCHK00000069 | \$1,364.32 |
| 48509 | COREELECTRICCOO | CORE ELECTRIC COOPERATIVE | 11/28/2022 | COBANK-CKG 9495 | PMCHK00000069 | \$125.45 |
| 48510 | DPCINDUSTRIES | DPC INDUSTRIES, INC. | 11/28/2022 | COBANK-CKG 9495 | PMCHK00000069 | \$70.00 |
| 48511 | EVOQUA | EVOQUA WATER TECHNOLOGIES LLC | 11/28/2022 | COBANK-CKG 9495 | PMCHK00000069 | \$2,198.00 |
| 48512 | FORSGENASSOCIAT | FORSGREN ASSOCIATES INC. | 11/28/2022 | COBANK-CKG 9495 | PMCHK00000069 | \$343.40 |
| 48513 | GALLS | GALLS, LLC | 11/28/2022 | COBANK-CKG 9495 | PMCHK00000069 | \$132.65 |
| 48514 | GEN-TECH | GEN-TECH | 11/28/2022 | COBANK-CKG 9495 | PMCHK00000069 | \$1,092.49 |
| 48515 | HACHCOMPANY | HACH COMPANY | 11/28/2022 | COBANK-CKG 9495 | PMCHK00000069 | \$1,168.24 |
| 48516 | CICCOLELLAJOHN | JOHN CICCOLELLA | 11/28/2022 | COBANK-CKG 9495 | PMCHK00000069 | \$320.00 |
| 48517 | HOYHTYA,LAWRENC | Lawrence Hoyhtya | 11/28/2022 | COBANK-CKG 9495 | PMCHK00000069 | \$216.55 |
| 48518 | LUMEN | LEVEL 3 COMMUNICATIONS, LLC | 11/28/2022 | COBANK-CKG 9495 | PMCHK00000069 | \$449.84 |
| 48519 | LIGHTNINGELECTR | LIGHTNING ELECTRIC | 11/28/2022 | COBANK-CKG 9495 | PMCHK00000069 | \$136.00 |
| 48520 | MARTINMARIETTA | MARTIN MARIETTA MATERIALS | 11/28/2022 | COBANK-CKG 9495 | PMCHK00000069 | \$88,571.00 |
| 48521 | MCCANDLESTRUCK | MCCANDLESS TRUCK CENTER LLC | 11/28/2022 | COBANK-CKG 9495 | PMCHK00000069 | \$212.18 |
| 48523 | MONARCHMERCHANT | MONARCH MERCHANDISING | 11/28/2022 | COBANK-CKG 9495 | PMCHK00000069 | \$226.90 |
| 48524 | NAOMIBENNETT | NAOMI BENNETT | 11/28/2022 | COBANK-CKG 9495 | PMCHK00000069 | \$75.00 |
| 48525 | OREILLY | O'REILLY | 11/28/2022 | COBANK-CKG 9495 | PMCHK00000069 | \$100.08 |
| 48526 | PALLCORPORATION | PALL CORPORATION | 11/28/2022 | COBANK-CKG 9495 | PMCHK00000069 | \$5,175.00 |
| 48527 | PALMERLAKESANIT | PALMER LAKE SANITATION | 11/28/2022 | COBANK-CKG 9495 | PMCHK00000069 | \$1,276.68 |
| 48528 | SGS | SGS NORTH AMERICA, INC. | 11/28/2022 | COBANK-CKG 9495 | PMCHK00000069 | \$286.74 |

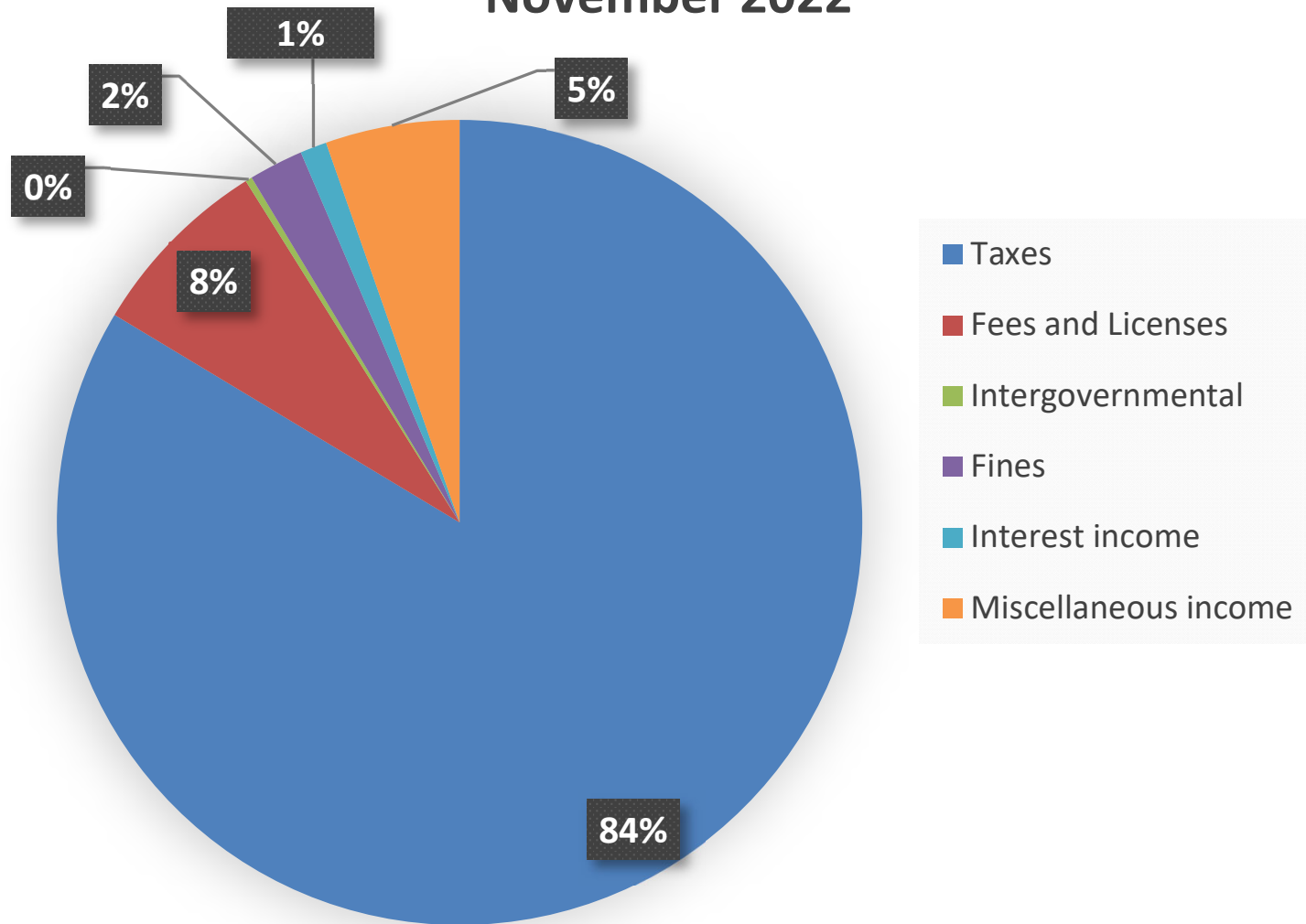
* Voided Checks

| Check Number | Vendor ID | Vendor Check Name | Check Date | Checkbook ID | Audit Trail Code | Amount |
|------------------|-----------------|--------------------------------|------------|-----------------|------------------|--------------------------------------|
| 48529 | SPITZERMASONRY | SPITZER MASONRY, INC. | 11/28/2022 | COBANK-CKG 9495 | PMCHK00000069 | \$875.00 |
| 48530 | STERICYCLE | STERICYCLE, INC. | 11/28/2022 | COBANK-CKG 9495 | PMCHK00000069 | \$36.75 |
| 48531 | KNASTERTECHNOLO | THE KNASTER TECHNOLOGY GROUP | 11/28/2022 | COBANK-CKG 9495 | PMCHK00000069 | \$540.00 |
| 48532 | TOTALOFFICE | TOTAL OFFICE | 11/28/2022 | COBANK-CKG 9495 | PMCHK00000069 | \$12.05 |
| 48533 | TRILAKESSERVICE | TRI-LAKES SERVICE CENTER | 11/28/2022 | COBANK-CKG 9495 | PMCHK00000069 | \$769.01 |
| 48534 | XFINITY | XFINITY | 11/28/2022 | COBANK-CKG 9495 | PMCHK00000069 | \$8.28 |
| 48535 | MEYER&SAMS,INC | MEYER & SAMS, INC. DBA GMS, IN | 11/28/2022 | COBANK-CKG 9495 | PMCHK00000070 | \$46,002.58 |
| 48536 | MEYER&SAMS,INC | MEYER & SAMS, INC. DBA GMS, IN | 11/28/2022 | COBANK-CKG 9495 | PMCHK00000071 | \$30,000.00 |
| Total Checks: 64 | | | | | | Total Amount of Checks: \$236,102.13 |

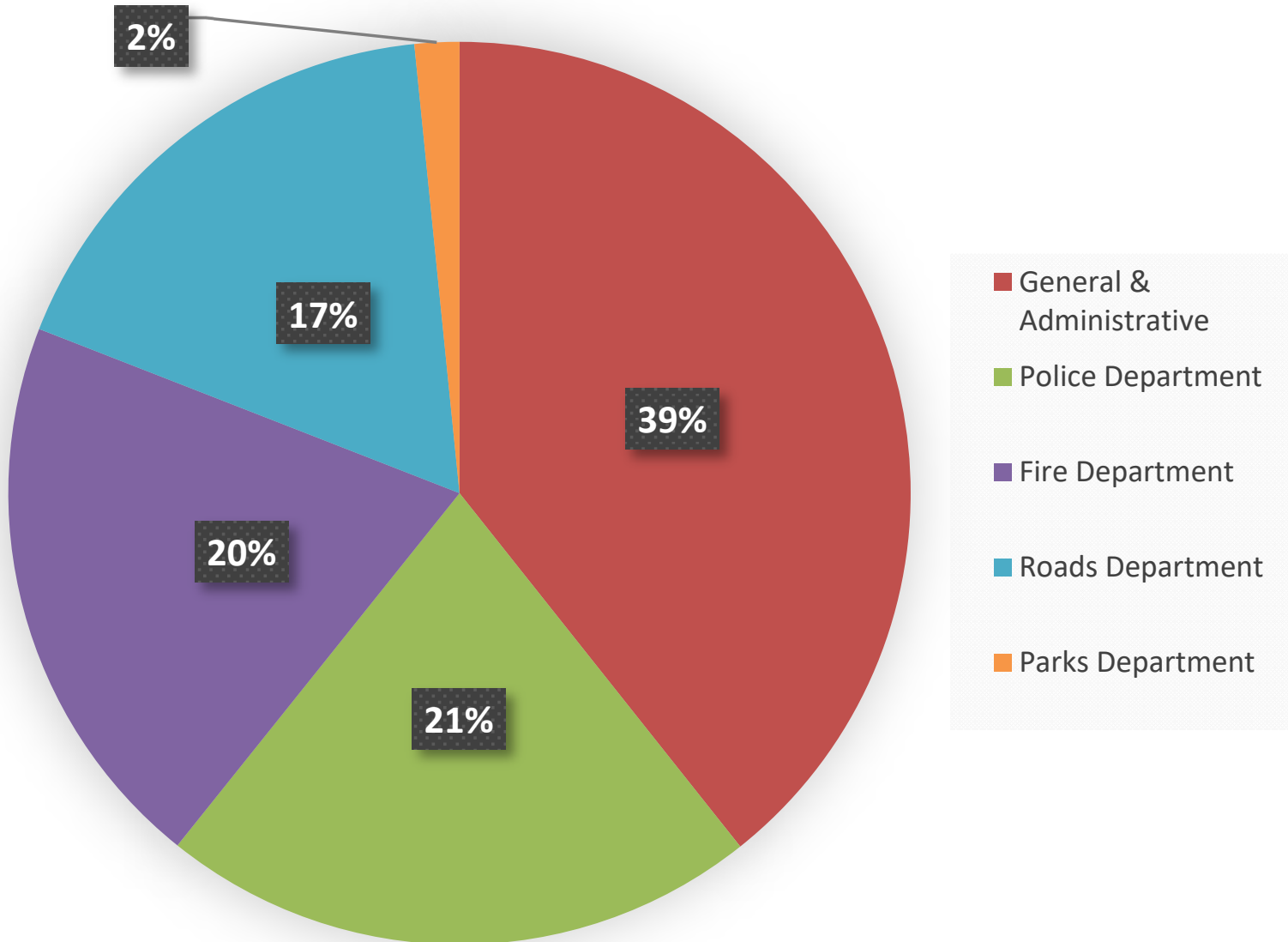
CHARTS
November 2022



General Fund Revenue Breakdown November 2022



General Fund Expenditure Breakdown November 2022



Water Enterprise Fund Expenditure Breakdown November 2022

