

TOWN OF PALMER LAKE
Financial Statements
January 2023
Unaudited



CASH POSITION

January 31, 2023



TOWN OF PALMER LAKE

Schedule of Cash Position

January 31, 2023

FINANCIAL INSTITUTION	TYPE OF ACCOUNT	CHECKING / SAVINGS	BANK RATE	BALANCE
OPERATING FUNDS:				
Community Banks of CO	General Fund Operating	Checking	n/a	\$ 796,623
<i>* Restricted - Operating Reserve - 3 months (\$582,475)</i>				
Community Banks of CO	Water Fund Operating	Checking	n/a	\$ 942,025
<i>* Restricted - Operating Reserve - 3 months (\$236,018)</i>				
Colorado Trust (ColoTrust)	General Fund	Savings	4.56%	\$ 1,429,556
Subtotal - Operating Funds				\$ 3,168,204
RESTRICTED FUNDS:				
Colorado Trust (ColoTrust)	Water Reserve 2010	Savings	4.56%	\$ 182,097
Colorado Trust (ColoTrust)	Water Loan Reserve	Savings	4.56%	\$ 201,735
Colorado Trust (ColoTrust)	Water Savings	Savings	4.56%	\$ 202,363
Colorado Trust (ColoTrust)	Police CIP Reserve	Savings	4.56%	\$ 7
Colorado Trust (ColoTrust)	Fire CIP Reserve	Savings	4.56%	\$ 60,756
Colorado Trust (ColoTrust)	CTF Reserve	Savings	4.56%	\$ 27,666
Colorado Trust (ColoTrust)	Roads CIP Reserve	Savings	4.56%	\$ 10,118
Subtotal - Restricted Funds				\$ 684,742
TOTAL				\$ 3,852,946

GENERAL FUND
January 2023



TOWN OF PALMER LAKE

SCHEDULE OF REVENUE, EXPENDITURES AND CHANGES IN FUND BALANCE - BUDGET AND ACTUAL

GENERAL FUND

For the One Month Ended January 31, 2023


UNAUDITED

	2023 Adopted Budget	Actual	Variance Favorable (Unfavorable)	Percent of Budget (YTD 8%)
REVENUE				
Taxes	\$ 3,664,377	\$ 19,253	\$ (3,645,124)	1%
Fees and Licenses	261,435	3,964	(257,471)	2%
Intergovernmental	6,000	-	(6,000)	0%
Fines	90,000	3,701	(86,299)	4%
Interest income	43,000	5,795	(37,205)	13%
Departmental	49,500	2,044	(47,456)	4%
Miscellaneous income	117,200	2,554	(114,646)	2%
Total Revenue	<u>\$ 4,231,512</u>	<u>\$ 37,311</u>	<u>\$ (4,194,201)</u>	<u>1%</u>
EXPENDITURES				
General and Administrative				
Salaries and Benefits	\$ 274,996	\$ 15,274	\$ 259,722	6%
Professional Services	305,475	9,707	295,768	3%
General Administration	585,317	36,288	549,029	6%
Total General and Administrative	<u>\$ 1,165,788</u>	<u>\$ 61,269</u>	<u>\$ 1,104,519</u>	<u>5%</u>
Police Department				
Salaries and Benefits	\$ 781,175	\$ 42,950	\$ 738,225	5%
Professional Services	-	-	-	0%
General Administration	122,399	585	121,814	0%
Total Police Department	<u>\$ 903,574</u>	<u>\$ 43,535</u>	<u>\$ 860,039</u>	<u>5%</u>
Fire Department				
Salaries and Benefits	\$ 867,644	\$ 39,107	\$ 828,537	5%
Professional Services	-	-	-	0%
General Administration	289,420	4,926	284,494	2%
Total Fire Department	<u>\$ 1,157,064</u>	<u>\$ 44,033</u>	<u>\$ 1,113,031</u>	<u>4%</u>
Public Works Department - Roads				
Salaries and Benefits	\$ 315,186	\$ 15,029	\$ 300,157	5%
Professional Services	30,000	1,250	28,750	4%
General Administration	622,861	12,013	610,848	2%
Total Roads Department	<u>\$ 968,047</u>	<u>\$ 28,292</u>	<u>\$ 939,755</u>	<u>3%</u>
Public Works Department - Parks				
General Administration	\$ 37,040	\$ 70	\$ 36,970	0%
Total Parks Department	<u>\$ 37,040</u>	<u>\$ 70</u>	<u>\$ 36,970</u>	<u>0%</u>
Total Expenditures	<u>\$ 4,231,512</u>	<u>\$ 177,199</u>	<u>\$ 4,054,314</u>	<u>4%</u>
EXCESS OF REVENUE OVER (UNDER) EXPENDITURES	<u>\$ -</u>	<u>\$ (139,888)</u>	<u>\$ (139,887)</u>	
FUNDS BALANCE - BEGINNING OF YEAR - estimated		<u>\$ 2,997,181</u>		
FUNDS BALANCE - END OF YEAR		<u>\$ 2,857,293</u>		
Less:				
Restricted:				
Operating Reserve - 3 months		(582,475)	<i>Note 1</i>	
Fire and Roads - CIP Reserve		(70,874)		
FUNDS AVAILABLE - END OF YEAR - Unrestricted		<u>\$ 2,203,944</u>		

Note 1: A 12 Month Operating Reserve would be Optimum

WATER ENTERPRISE FUND

January 2023



TOWN OF PALMER LAKE

SCHEDULE OF REVENUE, EXPENDITURES AND CHANGES IN FUNDS AVAILABLE - BUDGET AND ACTUAL WATER ENTERPRISE FUND

For the One Month Ended January 31, 2023
UNAUDITED

	2023 Adopted Budget	Actual	Variance Favorable (Unfavorable)	Percent of Budget (YTD 8%)
REVENUE				
Water Revenue	\$ 1,156,000	\$ 89,574	\$ (1,066,426)	8%
Water Fees	55,000	4,550	(50,450)	8%
Water Taps	100,000	-	(100,000)	0%
Late Fees/ Service Fees	14,000	1,508	(12,492)	11%
Water Meters	3,000	-	(3,000)	0%
ARP Funds	259,238	-	(259,238)	0%
Interest	14,000	2,264	(11,736)	16%
Miscellaneous	10,200	-	(10,200)	0%
Total Revenue	\$ 1,611,438	\$ 97,896	\$ (1,513,542)	6%
EXPENDITURES				
Salaries and Benefits	\$ 562,906	\$ 30,217	\$ 532,689	5%
Professional Services	183,225	2,483	180,742	1%
Administrative	200,570	17,693	182,877	9%
Operations	222,270	6,105	216,165	3%
Capital	259,238	-	259,238	0%
Debt Service	183,229	-	183,229	0%
Total Expenditures	\$ 1,611,438	\$ 56,498	\$ 1,554,940	4%
EXCESS OF REVENUE OVER (UNDER) EXPENDITURES	\$ -	\$ 41,398	\$ 41,398	
FUNDS AVAILABLE - BEGINNING OF YEAR -estimated		\$ 818,331		
FUNDS AVAILABLE - END OF YEAR		\$ 859,729		
Less:				
Restricted:				
Operating Reserve - 3 months (CWR&PDA Loan Requirement)		(236,018)	<i>Note 1</i>	
Water Loan Reserve		(201,735)		
Water Reserve - 2010		(182,097)		
FUNDS AVAILABLE - END OF YEAR - Unrestricted		\$ 239,879		

Note 1: A 12 Month Operating Reserve would be Optimum

CONSERVATION TRUST FUND

January 2023



TOWN OF PALMER LAKE

STATEMENT OF REVENUE, EXPENDITURES AND CHANGES IN FUND BALANCE - BUDGET AND ACTUAL CONSERVATION TRUST FUND For the One Month Ended January 31, 2023 UNAUDITED

	2023 Adopted Budget	Actual	Variance Favorable (Unfavorable)	Percent of Budget (YTD 8%)
REVENUE				
State Shared Revenue	\$ 36,140	\$ -	\$ (36,140)	0%
Interest/Miscellaneous income	400	107	(293)	27%
Total Revenue	\$ 36,540	\$ 107	\$ (36,433)	0%
EXPENDITURES				
Salaries and Benefits	\$ 20,866	\$ -	\$ 20,866	0%
Administrative	15,674	-	15,674	0%
Total Expenditures	\$ 36,540	\$ -	\$ 36,540	0%
NET CHANGE IN FUND BALANCE	\$ -	\$ 107	\$ 107	
FUND BALANCE - BEGINNING OF YEAR - estimated		\$ 37,610		
FUND BALANCE - END OF YEAR - Restricted		\$ 37,717		

GRANTS AND DONATIONS

January 2023



TOWN OF PALMER LAKE


SCHEDULE OF REVENUE AND EXPENDITURES - BUDGET AND ACTUAL GRANTS & DONATIONS For the One Month Ended January 31, 2023 UNAUDITED

For Information Purposes Only

	2023 Budget	YTD Actual	Variance Favorable (Unfavorable)	Percent of Budget (YTD 8%)
REVENUE				
Colo. State Historical Society ADA Door	\$ 42,000	\$ -	\$ (42,000)	0%
Police Donations/ Grants	5,000	-	(5,000)	0%
CDOT PL Elementary Road Improvement	145,682	-	(145,682)	0%
CDOT Bridge Rehab	200,000	-	(200,000)	0%
Parks Donations/ Grants	2,500	-	(2,500)	0%
Total Revenue	<u>\$ 395,182</u>	<u>\$ -</u>	<u>\$ (395,182)</u>	<u>0%</u>
EXPENDITURES				
General Administrative				
Colo. State Historical Society ADA Door	\$ 42,000	\$ -	\$ 42,000	0%
Total General Administrative Expenditures	<u>\$ 42,000</u>	<u>\$ -</u>	<u>\$ 42,000</u>	<u>0%</u>
Police Department Expenditures				
Grant Expense	\$ 5,000	\$ -	\$ 5,000	0%
Total Police Department Expenditures	<u>\$ 5,000</u>	<u>\$ -</u>	<u>\$ 5,000</u>	<u>0%</u>
Roads Department Expenditures				
CDOT Bridge Rehab	\$ 200,000	\$ -	\$ 200,000	0%
CDOT PL Elementary Road Improvements	145,682	-	145,682	0%
Total Roads Department Expenditures	<u>\$ 345,682</u>	<u>\$ -</u>	<u>\$ 345,682</u>	<u>0%</u>
Parks Department Expenditures				
Parks Committee (donations)	\$ 2,500	\$ -	\$ 2,500	0%
Total Parks Department Expenditures	<u>\$ 2,500</u>	<u>\$ -</u>	<u>\$ 2,500</u>	<u>0%</u>
Total Expenditures	<u>\$ 395,182</u>	<u>\$ -</u>	<u>\$ 395,182</u>	
EXCESS OF REVENUE OVER (UNDER) EXPENDITURES	<u>\$ -</u>	<u>\$ -</u>	<u>\$ -</u>	

Check Register

January 2023



Ranges: From: To: From: To:
 Check Number First Last Check Date 1/1/2023 1/31/2023
 Vendor ID First Last Checkbook ID First Last
 Vendor Name First Last

Sorted By: Check Number

* Voided Checks

Check Number	Vendor ID	Vendor Check Name	Check Date	Checkbook ID	Audit Trail Code	Amount
48588	ABGROCKYMOUNTAI	ABGRM	1/5/2023	COBANK-CKG 9495	PMCHK00000077	\$619.91
48589	AMCOBI	AmCobi	1/5/2023	COBANK-CKG 9495	PMCHK00000077	\$1,697.56
48590	AMCOBIIT	AMCOBI	1/5/2023	COBANK-CKG 9495	PMCHK00000077	\$3,753.00
48591	AMERICANWATERWO	AMERICAN WATER WORKS ASSOCIATI	1/5/2023	COBANK-CKG 9495	PMCHK00000077	\$365.00
48592	BBAWATERCONSULT	BISHOP-BROGDEN ASSOCIATES, INC	1/5/2023	COBANK-CKG 9495	PMCHK00000077	\$61.25
48593	BH	BLACK HILLS ENERGY	1/5/2023	COBANK-CKG 9495	PMCHK00000077	\$1,820.99
48594	CENTURYLINK	CENTURYLINK	1/5/2023	COBANK-CKG 9495	PMCHK00000077	\$214.60
48595	CIRSA	CIRSA	1/5/2023	COBANK-CKG 9495	PMCHK00000077	\$30,876.58
48596	CITYFINANCEACCT	CITY FINANCE ACCT REC	1/5/2023	COBANK-CKG 9495	PMCHK00000077	\$12,817.13
48597	CITYOFFORTCOLLI	CITY OF FORT COLLINS	1/5/2023	COBANK-CKG 9495	PMCHK00000077	\$90.00
48598	CML	CML	1/5/2023	COBANK-CKG 9495	PMCHK00000077	\$1,629.00
48599	CODEPARTMENT	CO DEPARTMENT OF REVENUE	1/5/2023	COBANK-CKG 9495	PMCHK00000077	\$825.00
48600	COLORADODIVISIO	COLORADO DIVISION OF FIRE PREV	1/5/2023	COBANK-CKG 9495	PMCHK00000077	\$30.00
48601	COREANDMAIN	CORE & MAIN LLP	1/5/2023	COBANK-CKG 9495	PMCHK00000077	\$149.52
48602	COREELECTRICCOO	CORE ELECTRIC COOPERATIVE	1/5/2023	COBANK-CKG 9495	PMCHK00000077	\$8,679.51
48603	DPCINDUSTRIES	DPC INDUSTRIES, INC.	1/5/2023	COBANK-CKG 9495	PMCHK00000077	\$70.00
48604	FAC	FROMM & COMPANY LLC	1/5/2023	COBANK-CKG 9495	PMCHK00000077	\$4,773.00
48605	HICKSCONTRACTOR	HICKS CONTRACTOR SERVICES LLC	1/5/2023	COBANK-CKG 9495	PMCHK00000077	\$3,702.50
48606	HOMEDEPOTCREDIT	HOME DEPOT CREDIT SERVICES	1/5/2023	COBANK-CKG 9495	PMCHK00000077	\$84.34
48607	IAFC	IAFC MEMBERSHIP	1/5/2023	COBANK-CKG 9495	PMCHK00000077	\$265.00
48608	CICCOLELLAJOHN	JOHN CICCOLELLA	1/5/2023	COBANK-CKG 9495	PMCHK00000077	\$320.00
48609	KIMPOLONSKY	KIM POLONSKY	1/5/2023	COBANK-CKG 9495	PMCHK00000077	\$575.00
48610	KROBLAWOFFICES	KROB LAW OFFICE, LLC	1/5/2023	COBANK-CKG 9495	PMCHK00000077	\$1,072.00
48611	UCHEALTH	Memorial Health System	1/5/2023	COBANK-CKG 9495	PMCHK00000077	\$177.63
48612	MEYER&SAMS,INC	MEYER & SAMS, INC. DBA GMS, IN	1/5/2023	COBANK-CKG 9495	PMCHK00000077	\$3,524.30
48613	MICHAELSCHAD	MICHAEL R. SCHAD	1/5/2023	COBANK-CKG 9495	PMCHK00000077	\$75.00
48614	MILLERTIMBERSER	MILLER TIMBER SERVICES, INC.	1/5/2023	COBANK-CKG 9495	PMCHK00000077	\$100,000.08
48615	OREILLY	O'REILLY	1/5/2023	COBANK-CKG 9495	PMCHK00000077	\$53.95
48616	PALMERLAKECOUNC	PALMER LAKE ARTS COUNCIL	1/5/2023	COBANK-CKG 9495	PMCHK00000077	\$75.00
48617	SLWS	SALT LAKE WHOLESALE SPORTS	1/5/2023	COBANK-CKG 9495	PMCHK00000077	\$3,797.00
48618	SGS	SGS NORTH AMERICA, INC.	1/5/2023	COBANK-CKG 9495	PMCHK00000077	\$208.70
48619	STERICYCLE	STERICYCLE, INC.	1/5/2023	COBANK-CKG 9495	PMCHK00000077	\$73.50
48620	T2SYSTEMS	T2 SYSTEMS CANADA INC.	1/5/2023	COBANK-CKG 9495	PMCHK00000077	\$70.00
48621	VECTORSOLUTIONS	TARGET SOLUTIONS LEARNING	1/5/2023	COBANK-CKG 9495	PMCHK00000077	\$3,860.99
48622	GAZETTE	THE GAZETTE	1/5/2023	COBANK-CKG 9495	PMCHK00000077	\$121.98
48623	TLECC	TIMBER LINE ELECTRIC & CONTROL	1/5/2023	COBANK-CKG 9495	PMCHK00000077	\$2,070.40
48624	TNPARKERCONSTRU	TN Parker Construction	1/5/2023	COBANK-CKG 9495	PMCHK00000077	\$230.40
48625	TOTALOFFICE	TOTAL OFFICE	1/5/2023	COBANK-CKG 9495	PMCHK00000077	\$15.99
48626	TRILAKESMONUMEN	Tri-Lakes Monument Fire Protec	1/5/2023	COBANK-CKG 9495	PMCHK00000077	\$544.18
48628	MEYER&SAMS,INC	MEYER & SAMS, INC. DBA GMS, IN	1/5/2023	COBANK-CKG 9495	PMCHK00000078	\$43,000.00
48629	TRILAKESPRINTIN	TRI-LAKES PRINTING	1/5/2023	COBANK-CKG 9495	PMCHK00000078	\$651.50
48630	COREELECTRICCOO	CORE ELECTRIC COOPERATIVE	1/12/2023	COBANK-CKG 9495	PMCHK00000079	\$9,760.00
48631	DYNAMICAIRSYSTE	DYNAMIC AIR SYSTEMS	1/12/2023	COBANK-CKG 9495	PMCHK00000079	\$560.00
48632	ABGROCKYMOUNTAI	ABGRM	1/26/2023	COBANK-CKG 9495	PMCHK00000080	\$618.90
48633	AIRGAS	AIRGAS USA, LLC	1/26/2023	COBANK-CKG 9495	PMCHK00000080	\$582.14
48634	AT&TMOBILITY	AT & T MOBILITY	1/26/2023	COBANK-CKG 9495	PMCHK00000080	\$1,407.88
48635	CENTURYLINK	CENTURYLINK	1/26/2023	COBANK-CKG 9495	PMCHK00000080	\$221.00
48636	BIRKELAND,CHRIS	CHRISTI BIRKELAND	1/26/2023	COBANK-CKG 9495	PMCHK00000080	\$41.45
48637	CITYOFFORTCOLLI	CITY OF FORT COLLINS	1/26/2023	COBANK-CKG 9495	PMCHK00000080	\$90.00
48638	COLORADORURALWA	Colorado Rural Water Associati	1/26/2023	COBANK-CKG 9495	PMCHK00000080	\$300.00
48639	COMCAST	COMCAST	1/26/2023	COBANK-CKG 9495	PMCHK00000080	\$193.35
48640	CKT	COMMON KNOWLEDGE TECHNOLOGY	1/26/2023	COBANK-CKG 9495	PMCHK00000080	\$2,190.00
48641	COREANDMAIN	CORE & MAIN LLP	1/26/2023	COBANK-CKG 9495	PMCHK00000080	\$1,325.00
48642	DPCINDUSTRIES	DPC INDUSTRIES, INC.	1/26/2023	COBANK-CKG 9495	PMCHK00000080	\$70.00
48643	ELPASOCOCLERK	EL PASO CO. CLERK & RECORDER	1/26/2023	COBANK-CKG 9495	PMCHK00000080	\$931.01
48644	EMERGENCYNETWOR	EMERGENCY NETWORK SECURITY SYS	1/26/2023	COBANK-CKG 9495	PMCHK00000080	\$30.50

* Voided Checks

Check Number	Vendor ID	Vendor Check Name	Check Date	Checkbook ID	Audit Trail Code	Amount
48668	ECS	EMPLOYERS COUNCIL	1/26/2023	COBANK-CKG 9495	PMCHK00000081	\$152.50
48669	ESO	ESO SOLUTIONS, INC.	1/26/2023	COBANK-CKG 9495	PMCHK00000081	\$208.53
48670	EVOQUA	EVOQUA WATER TECHNOLOGIES LLC	1/26/2023	COBANK-CKG 9495	PMCHK00000081	\$1,700.00
48671	FAC	FROMM & COMPANY LLC	1/26/2023	COBANK-CKG 9495	PMCHK00000081	\$5,343.00
48672	GEN-TECH	GEN-TECH	1/26/2023	COBANK-CKG 9495	PMCHK00000081	\$1,016.69
48673	IACP	International Association of C	1/26/2023	COBANK-CKG 9495	PMCHK00000081	\$190.00
48674	INTERSTATECHEMI	INTERSTATE CHEMICAL CO., INC	1/26/2023	COBANK-CKG 9495	PMCHK00000081	\$2,299.29
48675	JAMESSTRAWN	JAMES STRAWN	1/26/2023	COBANK-CKG 9495	PMCHK00000081	\$75.00
48676	CICCOLELLAJOHNS	JOHN CICCOLELLA	1/26/2023	COBANK-CKG 9495	PMCHK00000081	\$320.00
48677	LUMEN	LEVEL 3 COMMUNICATIONS, LLC	1/26/2023	COBANK-CKG 9495	PMCHK00000081	\$548.87
48678	LYONSGADDIS	LYONS GADDIS	1/26/2023	COBANK-CKG 9495	PMCHK00000081	\$1,105.00
48679	GREASEMONKEY	MY FLEET CENTER	1/26/2023	COBANK-CKG 9495	PMCHK00000081	\$55.02
48680	OREILLY	O'REILLY	1/26/2023	COBANK-CKG 9495	PMCHK00000081	\$97.97
48681	PALMERLAKESANIT	PALMER LAKE SANITATION	1/26/2023	COBANK-CKG 9495	PMCHK00000081	\$2,316.36
48682	PIKESPEAKAREACO	PIKES PEAK AREA COUNCIL OF GOV	1/26/2023	COBANK-CKG 9495	PMCHK00000081	\$1,387.00
48683	SGS	SGS NORTH AMERICA, INC.	1/26/2023	COBANK-CKG 9495	PMCHK00000081	\$240.58
48684	SYMBOLARTSLLC	SYMBOLARTS LLC	1/26/2023	COBANK-CKG 9495	PMCHK00000081	\$120.00
48685	KNASTERTECHNOLO	THE KNASTER TECHNOLOGY GROUP	1/26/2023	COBANK-CKG 9495	PMCHK00000081	\$1,287.00
48686	TOTALOFFICE	TOTAL OFFICE	1/26/2023	COBANK-CKG 9495	PMCHK00000081	\$84.12
48687	VETERANSTOWINGA	VETERAN'S TOWING AND RECOVERY	1/26/2023	COBANK-CKG 9495	PMCHK00000081	\$366.65
48688	VIRGINIAJARANOW	Virginia Jaranowski	1/26/2023	COBANK-CKG 9495	PMCHK00000081	\$216.00
48689	XEROX	XEROX BUSINESS SOLUTIONS SOUTH	1/26/2023	COBANK-CKG 9495	PMCHK00000081	\$60.82
48690	XFINITY	XFINITY	1/26/2023	COBANK-CKG 9495	PMCHK00000081	\$9.96

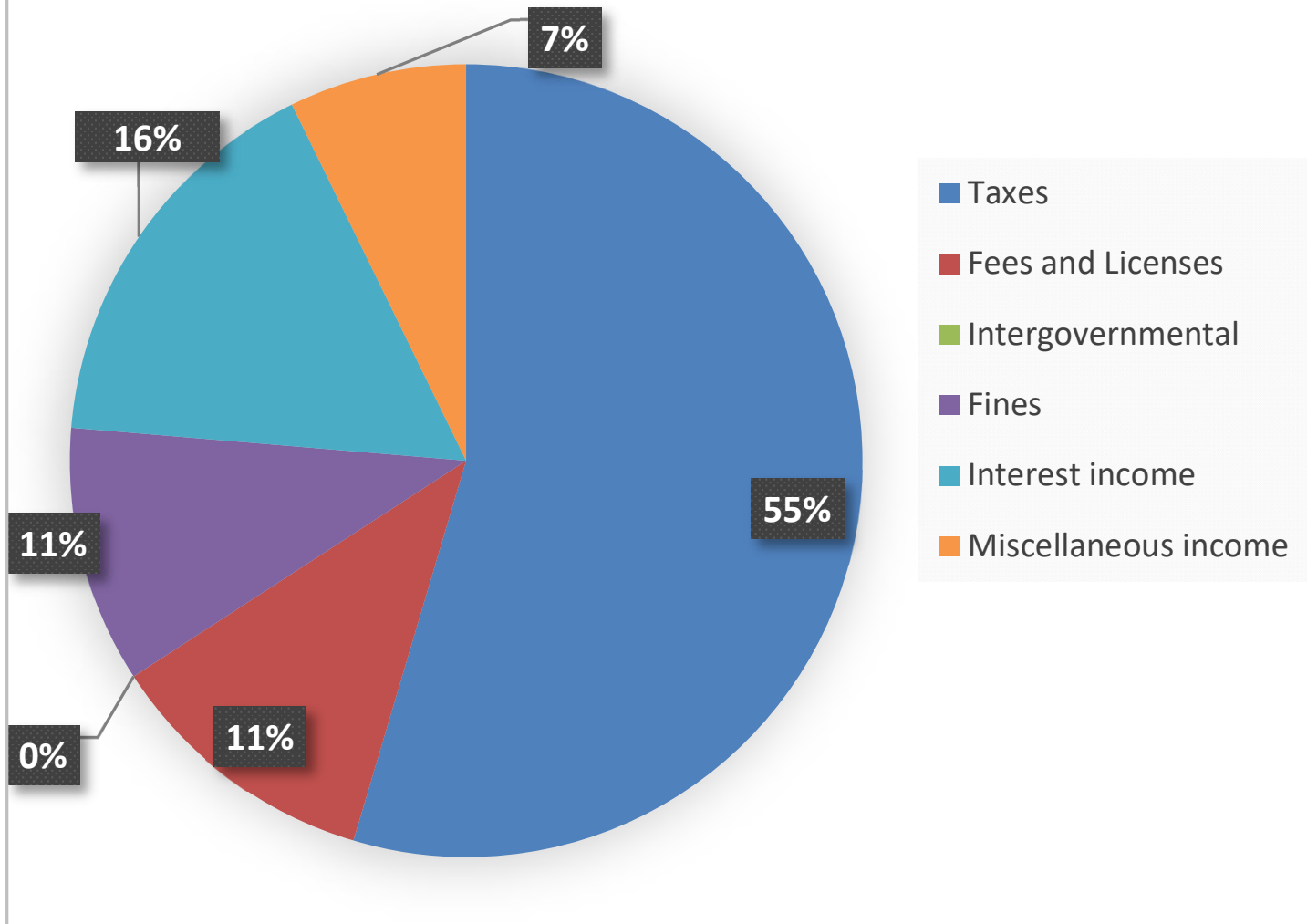
Total Checks: 79

Total Amount of Checks: \$270,563.08

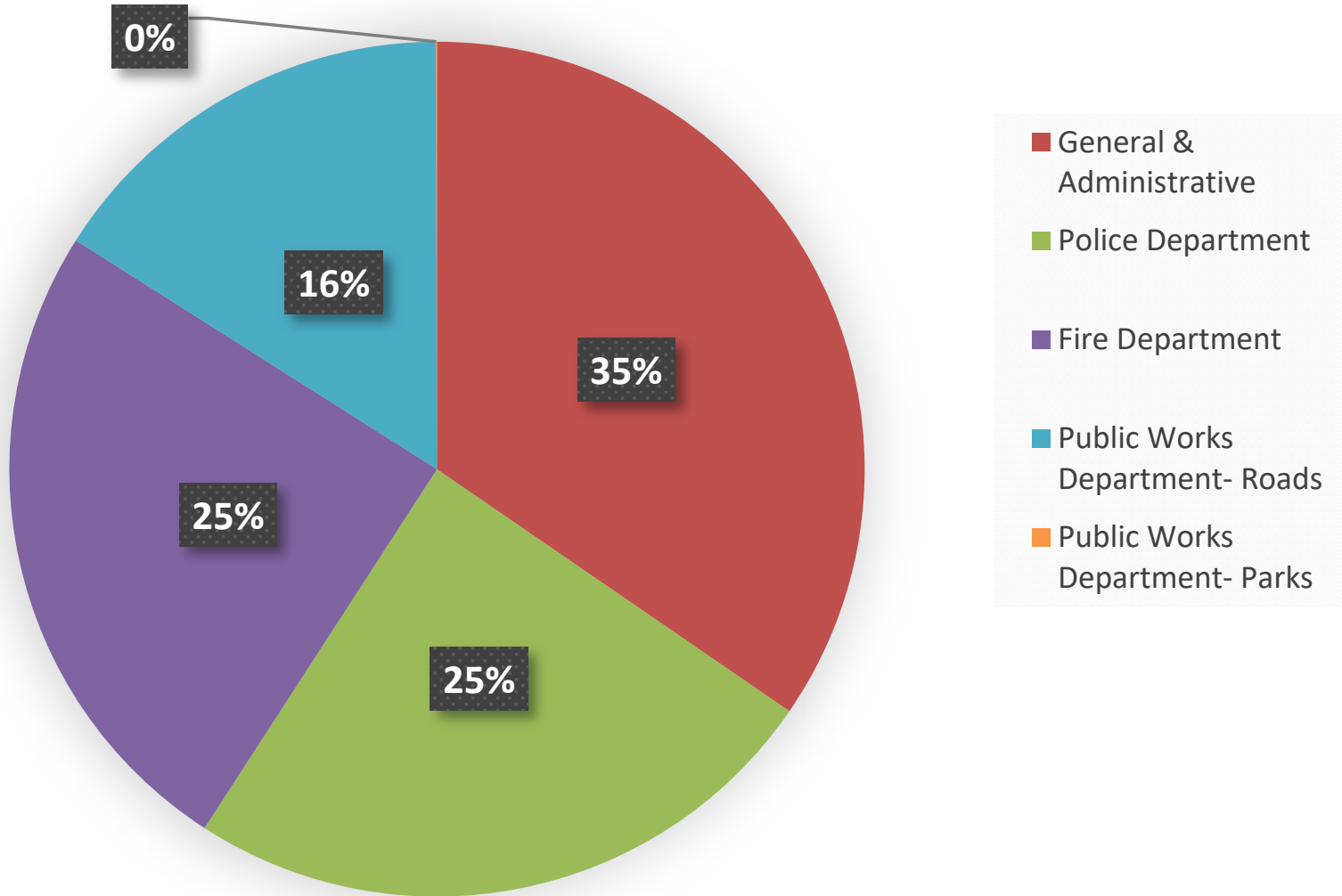
CHARTS
January 2023



General Fund Revenue Breakdown January 2023



General Fund Expenditure Breakdown January 2023



Water Enterprise Fund Expenditure Breakdown January 2023

