



**TOWN OF PALMER LAKE**  
**Financial Statements**  
**March 2024**  
**Unaudited**



**Schedule of Cash Position**  
**March 2024**

**TOWN OF PALMER LAKE**  
**Schedule of Cash Position**  
**March 2024**

FINANCIAL INSTITUTION	ACCOUNT NAME	CHECKING / SAVINGS	BANK RATE	BALANCE
<b>GENERAL FUND</b>				
<b>GENERAL FUND OPERATING:</b>				
Community Banks of CO	General Fund Operating	Checking	n/a	\$ 1,637,898
<b>GENERAL FUND RESERVES:</b>				
Colorado Trust (ColoTrust) <i>* Operating Reserve - 3 months (\$752,109)</i>	General Fund Reserve	Savings	5.45%	\$ 1,520,816
Colorado Trust (ColoTrust)	Police Reserve	Savings	5.45%	\$ 7
Colorado Trust (ColoTrust)	Fire Reserve	Savings	5.45%	\$ 64,635
Colorado Trust (ColoTrust)	Roads Reserve	Savings	5.45%	\$ 10,764
<b>General Fund Reserves Subtotal</b>				<u>\$ 1,596,222</u>
<b>General Fund Accounts Total</b>				<u><u>\$ 3,234,120</u></u>
<b>WATER FUND</b>				
<b>WATER FUND OPERATING:</b>				
Community Banks of CO	Water Fund Operating	Checking	n/a	\$ 1,344,031
<b>WATER FUND RESERVES:</b>				
Colorado Trust (ColoTrust)	Water Reserve	Savings	5.45%	\$ 193,721
Colorado Trust (ColoTrust)	Water Cap Imp Reserve	Savings	5.45%	\$ 215,281
<b>RESTRICTED FUNDS (WATER FUND):</b>				
Colorado Trust (ColoTrust) <i>* Restricted - Loan Reserve - 3 months (\$224,600)</i>	Water Loan Reserve	Savings	5.45%	\$ 214,614
<b>Water Fund Accounts Total</b>				<u><u>\$ 1,967,647</u></u>
<b>CONSERVATION TRUST FUND</b>				
<b>CONSERVATION TRUST FUND:</b>				
Colorado Trust (ColoTrust)	CTF Reserve	Savings	5.45%	\$ 29,432
<b>Conservation Trust Fund Account Total</b>				<u><u>\$ 29,432</u></u>



**Financial Reports**  
**March 2024**

# TOWN OF PALMER LAKE

## SCHEDULE OF REVENUE, EXPENDITURES AND CHANGES IN FUND BALANCE - BUDGET AND ACTUAL GENERAL FUND

For the Three Months Ended March 31, 2024  
UNAUDITED

	2024 Adopted Budget	Actual	Variance Favorable (Unfavorable)	Percent of Budget (YTD 25%)
<b>REVENUE</b>				
Taxes	\$ 2,794,447	\$ 899,613	\$ (1,894,834)	32%
Fees and Licenses	291,025	21,607	(269,418)	7%
Intergovernmental	7,000	82	(6,918)	1%
Fines	65,000	16,965	(48,035)	26%
Interest	80,000	21,707	(58,293)	27%
Departmental	65,000	12,847	(52,153)	20%
Grants and Donations	1,385,959	3,469	(1,382,490)	0%
Miscellaneous	70,000	15,399	(54,601)	22%
Total Revenue	\$ 4,758,431	\$ 991,689	\$ (3,766,742)	21%
<b>EXPENDITURES</b>				
Administration				
Salaries and Benefits	\$ 246,873	\$ 38,835	\$ 208,038	16%
Professional Services	373,000	70,130	302,870	19%
Administrative/Operations	332,936	53,364	279,572	16%
Capital Outlays	10,000	-	10,000	0%
Total Administration	\$ 962,809	\$ 162,329	\$ 800,480	17%
Police Department				
Salaries and Benefits	\$ 674,622	\$ 166,331	\$ 508,291	25%
Professional Services	112,600	5,556	107,044	5%
Administrative/Operations	86,845	13,494	73,351	16%
Capital Outlays	80,000	-	80,000	0%
Total Police Department	\$ 954,067	\$ 185,381	\$ 768,686	19%
Fire Department				
Salaries and Benefits	\$ 630,741	\$ 153,943	\$ 476,798	24%
Professional Services	10,000	5,870	4,130	59%
Administrative/Operations	128,600	27,143	101,457	21%
Capital Outlays	-	35,145	(35,145)	0%
Total Fire Department	\$ 769,341	\$ 222,101	\$ 547,240	29%
Public Works Department - Roads				
Salaries and Benefits	\$ 334,898	\$ 60,410	\$ 274,488	18%
Professional Services	40,300	1,272	39,028	3%
Administrative/Operations	167,500	16,962	150,538	10%
Capital Outlays	1,673,580	66,330	1,607,250	4%
Total Roads Department	\$ 2,216,278	\$ 144,974	\$ 2,071,304	7%
Public Works Department - Parks				
Administrative/Operations	\$ 42,100	\$ 15,687	\$ 26,413	37%
Capital Outlays	\$ 31,000	\$ -	\$ 31,000	0%
Total Parks Department	\$ 73,100	\$ 15,687	\$ 57,413	21%
Total Expenditures	\$ 4,975,596	\$ 730,472	\$ 4,245,124	15%
<b>EXCESS OF REVENUE OVER (UNDER)</b>				
<b>EXPENDITURES</b>	\$ (217,165)	\$ 261,217	\$ 478,382	
<b>FUND BALANCE - BEGINNING OF YEAR</b>		\$ 3,651,518		
<b>FUND BALANCE - END OF YEAR</b>		<b>\$ 3,912,735</b>		

Recommended Operating Reserve - 3 months

752,109

# TOWN OF PALMER LAKE

## SCHEDULE OF REVENUE, EXPENDITURES AND CHANGES IN FUNDS AVAILABLE - BUDGET AND ACTUAL

### WATER ENTERPRISE FUND

For the Three Months Ended March 31, 2024

UNAUDITED

	2024 Adopted Budget	Actual	Variance Favorable (Unfavorable)	Percent of Budget (YTD 25%)
<b>REVENUE</b>				
Water Billing	\$ 1,375,000	\$ 302,810	\$ (1,072,190)	22%
Water Improvement Fee	74,000	18,837	(55,163)	25%
Water Loan	216,000	54,068	(161,932)	25%
Water Tap Fees	72,000	7,703	(64,297)	11%
Water Meter/Parts	2,550	-	(2,550)	0%
Late Fees/Service Fees	16,000	5,544	(10,456)	35%
Interest	24,000	8,481	(15,519)	35%
American Rescue Plan	103,669	26,588	(77,081)	26%
PLES Upper Glenway Water Improvement	101,520	-	(101,520)	0%
Total Revenue	<u>\$ 1,984,739</u>	<u>\$ 424,031</u>	<u>\$ (1,560,708)</u>	<u>21%</u>
<b>EXPENDITURES</b>				
Salaries and Benefits	\$ 519,749	\$ 101,012	\$ 418,737	19%
Professional Services	137,000	21,741	115,259	16%
Administrative/Operations	438,300	115,993	322,307	26%
Capital Outlays	649,290	34,908	614,382	5%
Debt Service	207,179	-	207,179	0%
Total Expenditures	<u>\$ 1,951,518</u>	<u>\$ 273,654</u>	<u>\$ 1,677,864</u>	<u>14%</u>
<b>EXCESS OF REVENUE OVER (UNDER) EXPENDITURES</b>	<u>\$ 33,221</u>	<u>\$ 150,377</u>	<u>\$ 117,156</u>	
<b>FUND BALANCE - BEGINNING OF YEAR</b>		<u>\$ 1,316,293</u>		
<b>FUND BALANCE - END OF YEAR</b>		<u>\$ 1,466,670</u>		
Less: Restricted Operating Reserve - 3 months		(224,600)	<i>Note 1</i>	
<b>FUND BALANCE - END OF YEAR - Unrestricted</b>		<u><u>\$ 1,242,070</u></u>		

*Note 1: CWR&PDA Loan Requirement*

# TOWN OF PALMER LAKE

## STATEMENT OF REVENUE, EXPENDITURES AND CHANGES IN FUND BALANCE - BUDGET AND ACTUAL CONSERVATION TRUST FUND

For the Three Months Ended March 31, 2024

UNAUDITED

	2024 Adopted Budget	Actual	Variance Favorable (Unfavorable)	Percent of Budget (YTD 25%)
<b>REVENUE</b>				
State Shared Revenue	\$ 36,140	\$ -	\$ (36,140)	0%
Interest	1,200	400	(800)	33%
<b>Total Revenue</b>	<b>\$ 37,340</b>	<b>\$ 400</b>	<b>\$ (36,940)</b>	<b>1%</b>
<b>EXPENDITURES</b>				
Salaries and Benefits	\$ 14,380	\$ -	\$ 14,380	0%
Administrative/Operations	3,000	-	3,000	0%
Capital Outlays	19,000	-	19,000	0%
<b>Total Expenditures</b>	<b>\$ 36,380</b>	<b>\$ -</b>	<b>\$ 36,380</b>	<b>0%</b>
<b>NET CHANGE IN FUND BALANCE</b>	<b>\$ 960</b>	<b>\$ 400</b>	<b>\$ (560)</b>	
<b>FUND BALANCE - BEGINNING OF YEAR</b>		<b>\$ 59,044</b>		
<b>FUND BALANCE - END OF YEAR - Restricted</b>		<b>\$ 59,444</b>		



**Accounts Payable Reports**  
**March 2024**



Ranges: From: To: From: To:  
 Check Number First Last Check Date 3/1/2024 3/31/2024  
 Vendor ID First Last Checkbook ID First Last  
 Vendor Name First Last

Sorted By: Check Number

\* Voided Checks

Check Number	Vendor ID	Vendor Check Name	Check Date	Checkbook ID	Audit Trail Code	Amount
49634	CANYONSYSTEMS	CANYON SYSTEMS INC.	3/4/2024	COBANK-CKG 9495	PMCHK00000152	\$5,148.27
49635	ROUBIDOUX,CHARL	Charles Roubidoux	3/4/2024	COBANK-CKG 9495	PMCHK00000152	\$19.07
49636	DANAKEPNERCOMPA	DANA KEPNER COMPANY, LLC	3/4/2024	COBANK-CKG 9495	PMCHK00000152	\$2,377.97
49637	EAGLEPROFESSION	EAGLE PROFESSIONAL STANDARDS,	3/4/2024	COBANK-CKG 9495	PMCHK00000152	\$5,503.45
49638	EMERGENCYNETWOR	EMERGENCY NETWORK SECURITY SYS	3/4/2024	COBANK-CKG 9495	PMCHK00000152	\$32.03
49639	HOLMAN	HOLMAN	3/4/2024	COBANK-CKG 9495	PMCHK00000152	\$776.00
49640	RUSSELL, JOHN	JOHN RUSSELL	3/4/2024	COBANK-CKG 9495	PMCHK00000152	\$75.00
49641	OREILLY	O'REILLY	3/4/2024	COBANK-CKG 9495	PMCHK00000152	\$251.07
49642	PATRICKMIELKUS	PATRICK E. MIELKUS	3/4/2024	COBANK-CKG 9495	PMCHK00000152	\$900.00
49643	ROBERTANDERSON	ROBERT A. ANDERSON AND JEAN E.	3/4/2024	COBANK-CKG 9495	PMCHK00000152	\$1,610.00
49644	SGS	SGS NORTH AMERICA, INC.	3/4/2024	COBANK-CKG 9495	PMCHK00000152	\$551.82
49645	STERICYCLE	STERICYCLE, INC.	3/4/2024	COBANK-CKG 9495	PMCHK00000152	\$38.59
49646	TRILAKESMONUMEN	Tri-Lakes Monument Fire Protec	3/4/2024	COBANK-CKG 9495	PMCHK00000152	\$3,713.00
49647	AIRGAS	AIRGAS USA, LLC	3/11/2024	COBANK-CKG 9495	PMCHK00000153	\$79.71
49648	AMCOBIIT	AMCOBI	3/11/2024	COBANK-CKG 9495	PMCHK00000153	\$3,708.00
49649	ASPENAUTOCLINIC	ASPEN AUTO CLINIC MONUMENT	3/11/2024	COBANK-CKG 9495	PMCHK00000153	\$22,684.91
49650	CHAVEZCONSULTIN	CHAVEZ CONSULTING INC., LLC	3/11/2024	COBANK-CKG 9495	PMCHK00000153	\$825.00
49651	CIVICPLUSLLC	CIVICPLUS LLC	3/11/2024	COBANK-CKG 9495	PMCHK00000153	\$1,685.55
49652	CKT	COMMON KNOWLEDGE TECHNOLOGY	3/11/2024	COBANK-CKG 9495	PMCHK00000153	\$2,475.25
49653	ESO	ESO SOLUTIONS, INC.	3/11/2024	COBANK-CKG 9495	PMCHK00000153	\$208.53
49654	EVOQUA	EVOQUA WATER TECHNOLOGIES LLC	3/11/2024	COBANK-CKG 9495	PMCHK00000153	\$1,463.00
49655	HIGHERSTANDARD	HIGHER STANDARD PAINTING COMPA	3/11/2024	COBANK-CKG 9495	PMCHK00000153	\$1,215.00
49656	HOMEDEPOTCREDIT	HOME DEPOT CREDIT SERVICES	3/11/2024	COBANK-CKG 9495	PMCHK00000153	\$810.02
49657	KELLYBOOKSLLC	KellyBooks LLC	3/11/2024	COBANK-CKG 9495	PMCHK00000153	\$5,000.00
49658	KROBLAWOFFICES	KROB LAW OFFICE, LLC	3/11/2024	COBANK-CKG 9495	PMCHK00000153	\$9,152.50
49659	MATTHEWMCHARG	MATTHEW G. MCHARG AND SABRINA	3/11/2024	COBANK-CKG 9495	PMCHK00000153	\$600.00
49660	MEYER&SAMS,INC	MEYER & SAMS, INC. DBA GMS INC	3/11/2024	COBANK-CKG 9495	PMCHK00000153	\$18,245.10
49661	MYFLEETCENTER	MYFLEETCENTER	3/11/2024	COBANK-CKG 9495	PMCHK00000153	\$258.34
49662	OREILLY	O'REILLY	3/11/2024	COBANK-CKG 9495	PMCHK00000153	\$95.74
49663	PALMERLAKESANIT	PALMER LAKE SANITATION	3/11/2024	COBANK-CKG 9495	PMCHK00000153	\$1,700.08
49664	PURCELLTIRECO	PURCELL TIRE CO.	3/11/2024	COBANK-CKG 9495	PMCHK00000153	\$722.04
49665	SPRINGSMOUNTAIN	Springs Mountain Water	3/11/2024	COBANK-CKG 9495	PMCHK00000153	\$22.78
49666	T2SYSTEMS	T2 SYSTEMS CANADA INC.	3/11/2024	COBANK-CKG 9495	PMCHK00000153	\$70.00
49667	TLECC	TIMBER LINE ELECTRIC & CONTROL	3/11/2024	COBANK-CKG 9495	PMCHK00000153	\$3,171.50
49668	TRILAKESPRINTIN	TRI-LAKES PRINTING	3/11/2024	COBANK-CKG 9495	PMCHK00000153	\$87.50
49669	UNCC	UTILITY NOTIFICATION CENTER OF	3/11/2024	COBANK-CKG 9495	PMCHK00000153	\$29.67
49670	WEARPARTS&EQUIP	Wear Parts & Equipment	3/11/2024	COBANK-CKG 9495	PMCHK00000153	\$4,067.52
49671	BLUETREELLC	BLUE TREE, LLC	3/13/2024	COBANK-CKG 9495	PMCHK00000154	\$2,000.00
49672	COLORADODIVISIO	COLORADO DIVISION OF FIRE PREV	3/13/2024	COBANK-CKG 9495	PMCHK00000154	\$30.00
49673	CKT	COMMON KNOWLEDGE TECHNOLOGY	3/13/2024	COBANK-CKG 9495	PMCHK00000154	\$875.00
49674	COMMUNITYMATTER	COMMUNITY MATTERS INSTITUTE	3/13/2024	COBANK-CKG 9495	PMCHK00000154	\$6,790.00
49675	CRIMEWATCH	CRIME WATCH TECHNOLOGIES	3/13/2024	COBANK-CKG 9495	PMCHK00000154	\$2,400.00
49676	DIXIEMURPHY	DIXIE MURPHY	3/13/2024	COBANK-CKG 9495	PMCHK00000154	\$75.00
49677	ELIZABETHRHODS	ELIZABETH RHODS	3/13/2024	COBANK-CKG 9495	PMCHK00000154	\$900.00
49678	JAN-PROFRANCHIS	JAN-PRO FRANCHISE DEVELOPMENT	3/13/2024	COBANK-CKG 9495	PMCHK00000154	\$255.00
49679	JESSEALLSUP	JESSE ALLSUP AND CHERAN ALLSUP	3/13/2024	COBANK-CKG 9495	PMCHK00000154	\$1,200.00
49680	LYONSGADDIS	LYONS GADDIS	3/13/2024	COBANK-CKG 9495	PMCHK00000154	\$32.00
49681	MICHAELFISK	MICHAEL FISK	3/13/2024	COBANK-CKG 9495	PMCHK00000154	\$75.00
49682	PAVEMENTREPAIR	PAVEMENT REPAIR & SUPPLIES, IN	3/13/2024	COBANK-CKG 9495	PMCHK00000154	\$1,237.50
49683	PIPESTONEEQUIPM	PIPESTONE EQUIPMENT	3/13/2024	COBANK-CKG 9495	PMCHK00000154	\$643.55
49684	RATHBURNWELDING	Rathburn Welding	3/13/2024	COBANK-CKG 9495	PMCHK00000154	\$81.00
49685	REPUBLICSERVICE	REPUBLIC SERVICES #653	3/13/2024	COBANK-CKG 9495	PMCHK00000154	\$1,148.58
49686	TRILAKESCHAMBER	TRI-LAKES CHAMBER OF COMMERCE	3/13/2024	COBANK-CKG 9495	PMCHK00000154	\$50.00
49687	XEROX	XEROX BUSINESS SOLUTIONS SOUTH	3/13/2024	COBANK-CKG 9495	PMCHK00000154	\$66.91
49688	ALLWINDOWS	ALL WINDOWS & DOORS PLUS	3/22/2024	COBANK-CKG 9495	PMCHK00000155	\$900.00
49689	AT&TMOBILITY	AT & T MOBILITY	3/22/2024	COBANK-CKG 9495	PMCHK00000155	\$1,570.38

\* Voided Checks

Check Number	Vendor ID	Vendor Check Name	Check Date	Checkbook ID	Audit Trail Code	Amount
49690	CENTURYLINK	CENTURYLINK	3/22/2024	COBANK-CKG 9495	PMCHK00000155	\$612.84
49691	CHRISTOPHEROPIT	CHRISTOPHER & HEATHER OPITZ	3/22/2024	COBANK-CKG 9495	PMCHK00000155	\$600.00
49692	CIRSA	CIRSA	3/22/2024	COBANK-CKG 9495	PMCHK00000155	\$35,602.73
49693	DANAKEPNERCOMPA	DANA KEPNER COMPANY, LLC	3/22/2024	COBANK-CKG 9495	PMCHK00000155	\$8,698.81
49694	HACHCOMPANY	HACH COMPANY	3/22/2024	COBANK-CKG 9495	PMCHK00000155	\$1,206.90
49695	CICCOLELLAJOHN	JOHN CICCOLELLA	3/22/2024	COBANK-CKG 9495	PMCHK00000155	\$320.00
49696	ORKIN	Orkin	3/22/2024	COBANK-CKG 9495	PMCHK00000155	\$130.00
49697	DPCINDUSTRIES	PVS DX, INC.	3/22/2024	COBANK-CKG 9495	PMCHK00000155	\$70.00
49698	ANDREWROINESTAD	ANDREW AND ANNETTE ROINESTAD	3/28/2024	COBANK-CKG 9495	PMCHK00000156	\$1,370.00
49699	ROUBIDOUX,CHARL	Charles Roubidoux	3/28/2024	COBANK-CKG 9495	PMCHK00000156	\$184.07
49700	COLORADODIVISIO	COLORADO DIVISION OF FIRE PREV	3/28/2024	COBANK-CKG 9495	PMCHK00000156	\$90.00
49701	COREANDMAIN	CORE & MAIN LLP	3/28/2024	COBANK-CKG 9495	PMCHK00000156	\$1,119.92
49702	EMERGENCYNETWOR	EMERGENCY NETWORK SECURITY SYS	3/28/2024	COBANK-CKG 9495	PMCHK00000156	\$32.03
49703	EVOQUA	EVOQUA WATER TECHNOLOGIES LLC	3/28/2024	COBANK-CKG 9495	PMCHK00000156	\$1,463.00
49704	HACHCOMPANY	HACH COMPANY	3/28/2024	COBANK-CKG 9495	PMCHK00000156	\$263.40
49705	HILLSFIRE&SPEED	HILL'S FIRE & SPEED SHOP	3/28/2024	COBANK-CKG 9495	PMCHK00000156	\$250.00
49706	ORKIN	Orkin	3/28/2024	COBANK-CKG 9495	PMCHK00000156	\$495.25
49707	SLWS	SALT LAKE WHOLESALE SPORTS	3/28/2024	COBANK-CKG 9495	PMCHK00000156	\$2,428.25
49708	SPRINGSMOUNTAIN	Springs Mountain Water	3/28/2024	COBANK-CKG 9495	PMCHK00000156	\$38.00
49709	STERICYCLE	STERICYCLE, INC.	3/28/2024	COBANK-CKG 9495	PMCHK00000156	\$38.59
49710	VECTORSOLUTIONS	TARGET SOLUTIONS LEARNING	3/28/2024	COBANK-CKG 9495	PMCHK00000156	\$3,964.94
49711	WESLEYMCCONNELL	WESLEY AND LORI-ANN MCCONNELL	3/28/2024	COBANK-CKG 9495	PMCHK00000156	\$1,500.00
49712	WHISLERINDUSTRI	WHISLER INDUSTRIAL SUPPLY	3/28/2024	COBANK-CKG 9495	PMCHK00000156	\$209.36
REMIT000000000000001	COREANDMAIN	CORE & MAIN LLP	3/11/2024		PMCHK00000153	\$0.00

Total Checks: 80

Total Amount of Checks: \$180,392.02

Town of Palmer Lake  
ACH REGISTER REPORT  
Payables Management

	From:	To:
ACH Date	3/1/2024	3/31/2024
Checkbook ID	COBANK-CKG 9495	COBANK-CKG 9495

Sorted By: Date

Trx Date	Orig. Audit Trail	Distribution Reference	Orig. Master Number	Orig. Master Name	Amount
3/4/2024	CMTRX00000132	Bank Transaction Entry	WDL000001206	Comcast	193.35
3/4/2024	CMTRX00000132	Bank Transaction Entry	WDL000001207	Xfinity	11.07
3/4/2024	CMTRX00000132	Bank Transaction Entry	WDL000001211	Parking Kiosk Fee	159.58
3/6/2024	CMTRX00000132	Bank Transaction Entry	WDL000001205	WEX Fuel	2,369.14
3/7/2024	CMTRX00000128	Bank Transaction Entry	WDL000001167	Paycom	71,053.15
3/7/2024	CMTRX00000132	Bank Transaction Entry	WDL000001210	Humana	1,103.94
3/11/2024	CMTRX00000132	Bank Transaction Entry	WDL000001195	Black Hills Energy	90.49
3/11/2024	CMTRX00000132	Bank Transaction Entry	WDL000001209	HealthEquity	5.00
3/12/2024	CMTRX00000128	Bank Transaction Entry	WDL000001168	PCS	3,127.00
3/12/2024	CMTRX00000132	Bank Transaction Entry	WDL000001204	Pinnacol Assurance	7,523.00
3/12/2024	CMTRX00000132	Bank Transaction Entry	WDL000001208	CORE Electric	9,954.73
3/14/2024	CMTRX00000128	Bank Transaction Entry	WDL000001169	FPPA	6,770.18
3/14/2024	CMTRX00000132	Bank Transaction Entry	WDL000001196	Black Hills Energy	211.03
3/14/2024	CMTRX00000132	Bank Transaction Entry	WDL000001197	Black Hills Energy	162.55
3/14/2024	CMTRX00000132	Bank Transaction Entry	WDL000001198	Black Hills Energy	116.31
3/14/2024	CMTRX00000132	Bank Transaction Entry	WDL000001199	Black Hills Energy	105.88
3/14/2024	CMTRX00000132	Bank Transaction Entry	WDL000001200	Black Hills Energy	90.96
3/14/2024	CMTRX00000132	Bank Transaction Entry	WDL000001201	Black Hills Energy	89.26
3/14/2024	CMTRX00000132	Bank Transaction Entry	WDL000001202	Black Hills Energy	27.55
3/14/2024	CMTRX00000132	Bank Transaction Entry	WDL000001203	Black Hills Energy	22.35
3/21/2024	CMTRX00000132	Bank Transaction Entry	WDL000001183	Amcobi	870.11
3/21/2024	CMTRX00000132	Bank Transaction Entry	WDL000001184	Amcobi	211.24
3/21/2024	CMTRX00000132	Bank Transaction Entry	WDL000001185	Amcobi	143.05
3/21/2024	CMTRX00000132	Bank Transaction Entry	WDL000001186	Amcobi	130.45
3/21/2024	CMTRX00000132	Bank Transaction Entry	WDL000001187	Amcobi	115.21
3/21/2024	CMTRX00000132	Bank Transaction Entry	WDL000001188	Amcobi	111.85
3/21/2024	CMTRX00000132	Bank Transaction Entry	WDL000001189	Amcobi	92.56
3/21/2024	CMTRX00000132	Bank Transaction Entry	WDL000001190	Amcobi	89.20
3/21/2024	CMTRX00000132	Bank Transaction Entry	WDL000001191	Amcobi	89.20
3/21/2024	CMTRX00000132	Bank Transaction Entry	WDL000001192	Amcobi	88.36
3/21/2024	CMTRX00000132	Bank Transaction Entry	WDL000001193	Amcobi	85.00
3/21/2024	CMTRX00000134	Bank Transaction Entry	WDL000001221	Visa Cardmember Services	3,953.08
3/21/2024	CMTRX00000134	Bank Transaction Entry	WDL000001222	Paycom	53,940.44
3/26/2024	CMTRX00000132	Bank Transaction Entry	WDL000001194	Anthem	7,724.05
3/27/2024	CMTRX00000132	Bank Transaction Entry	WDL000001212	PCS	1,768.03
3/27/2024	CMTRX00000132	Bank Transaction Entry	WDL000001213	FPPA	5,817.16

Total ACHs:

36

Total Amount of ACHs:

\$ 178,415.51

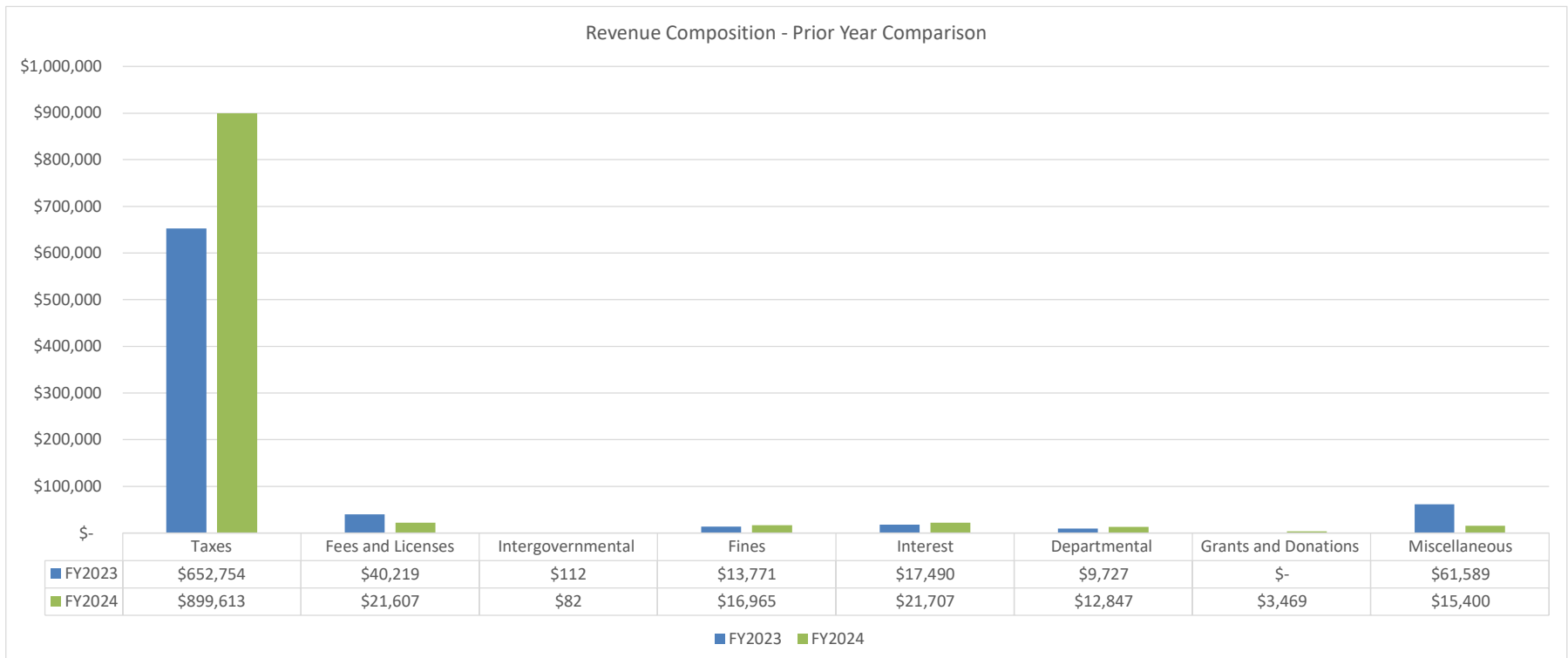
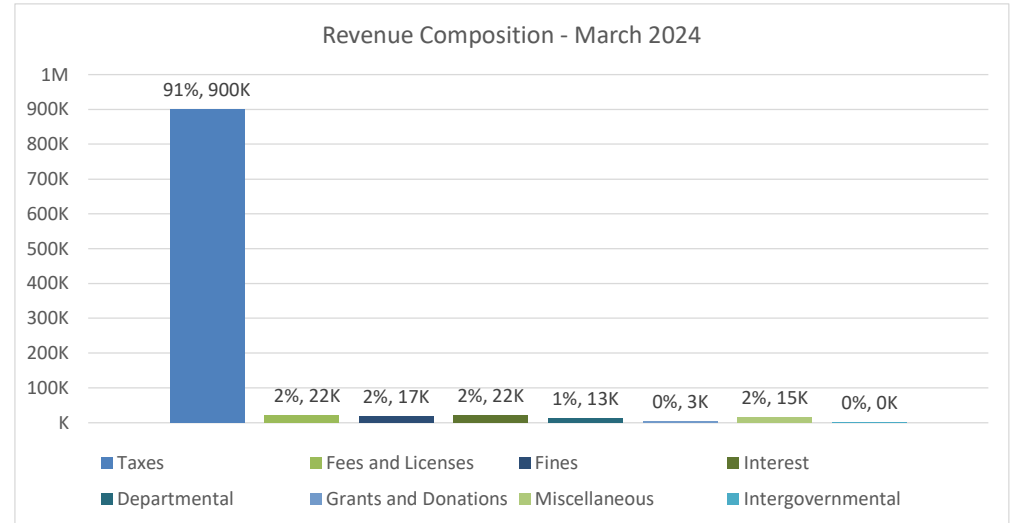
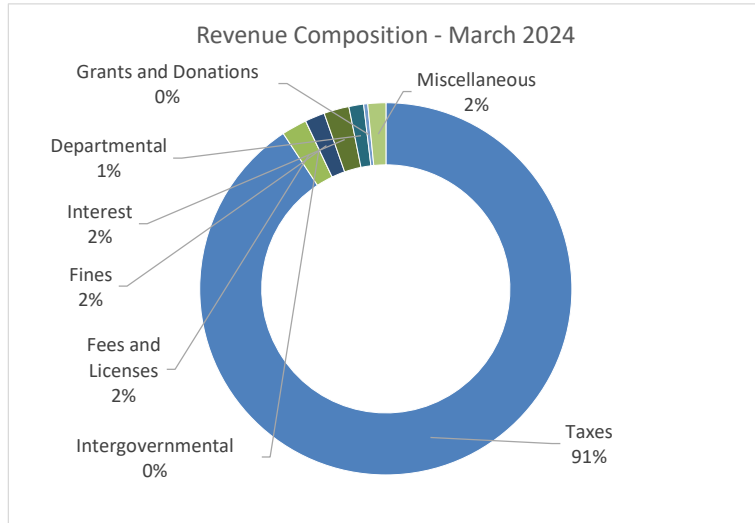


**Charts**  
**March 2024**

# TOWN OF PALMER LAKE

## REVENUE CHARTS GENERAL FUND

For the Three Months Ended March 31, 2024  
UNAUDITED



# TOWN OF PALMER LAKE

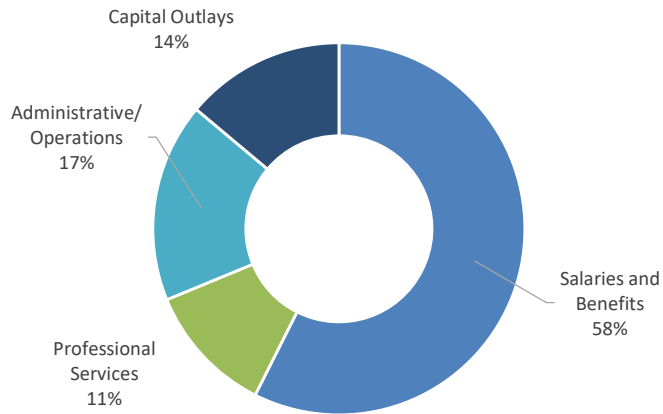
## EXPENDITURE CHARTS

### GENERAL FUND

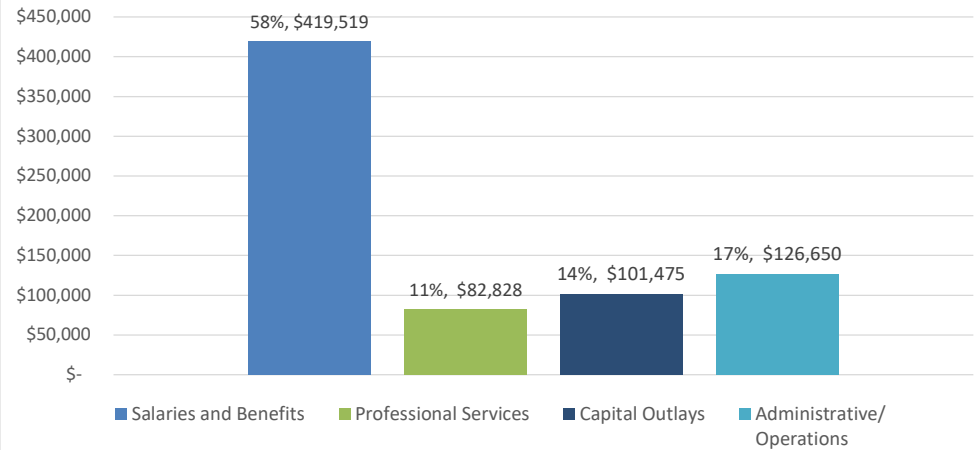
For the Three Months Ended March 31, 2024

UNAUDITED

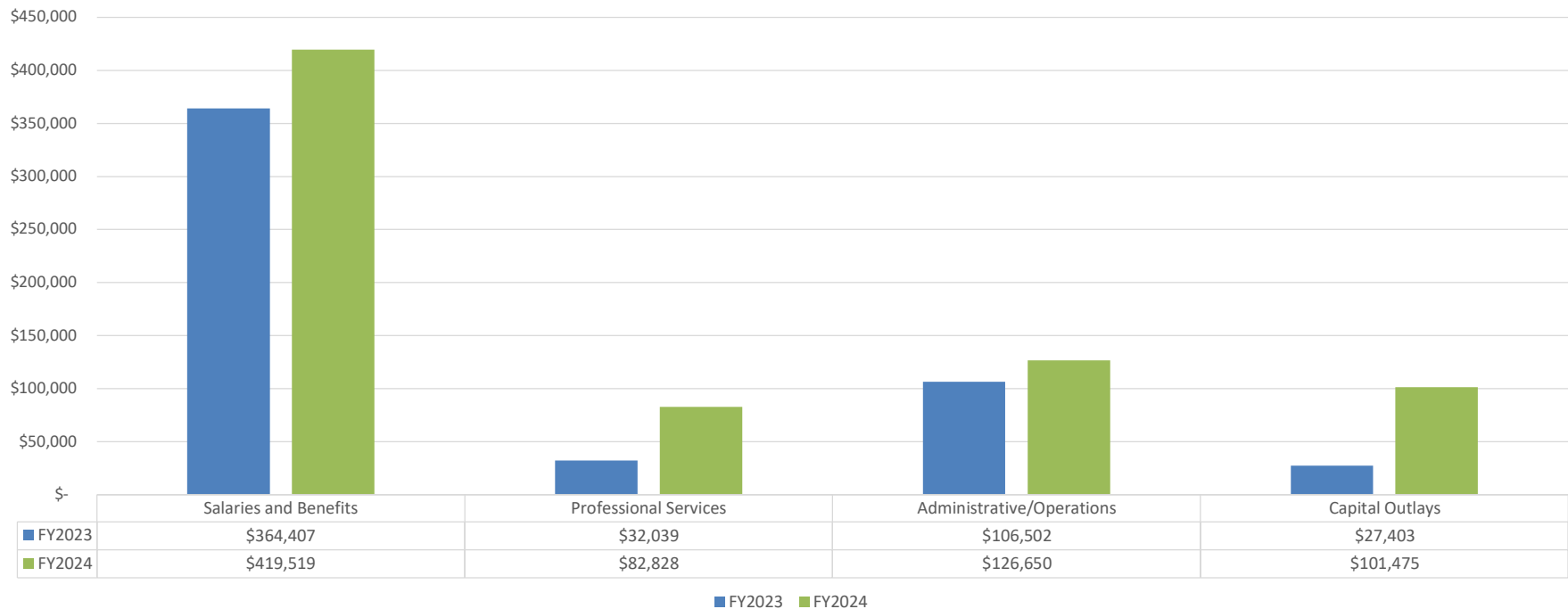
Expenditure Composition by Type - March 2024



Expenditure Composition by Type - March 2024



Expenditure Composition by Type - Prior Year Comparison



# TOWN OF PALMER LAKE

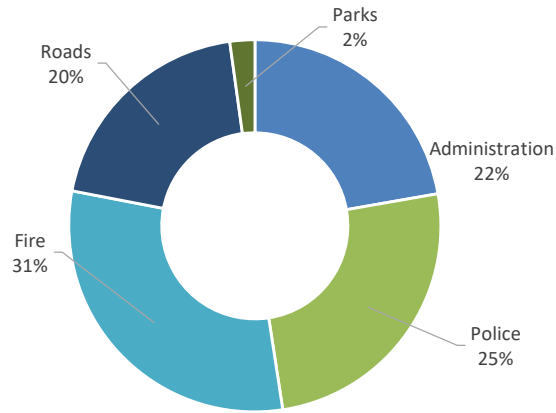
## EXPENDITURE CHARTS

### GENERAL FUND

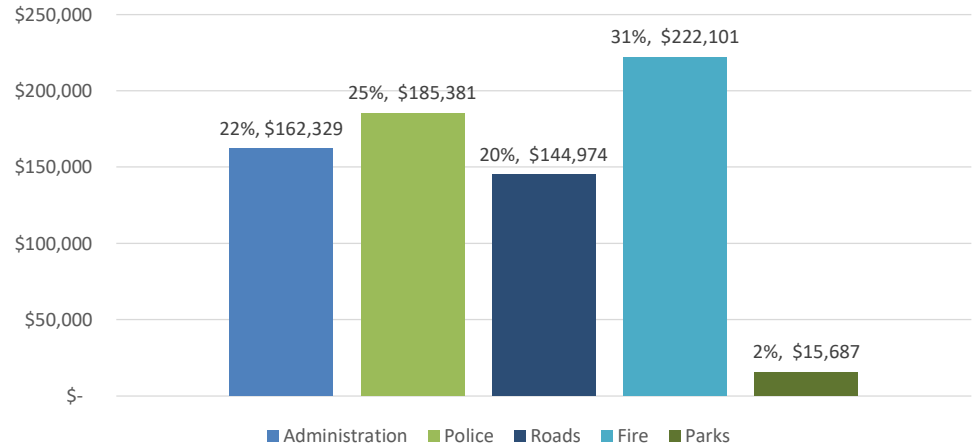
For the Three Months Ended March 31, 2024

UNAUDITED

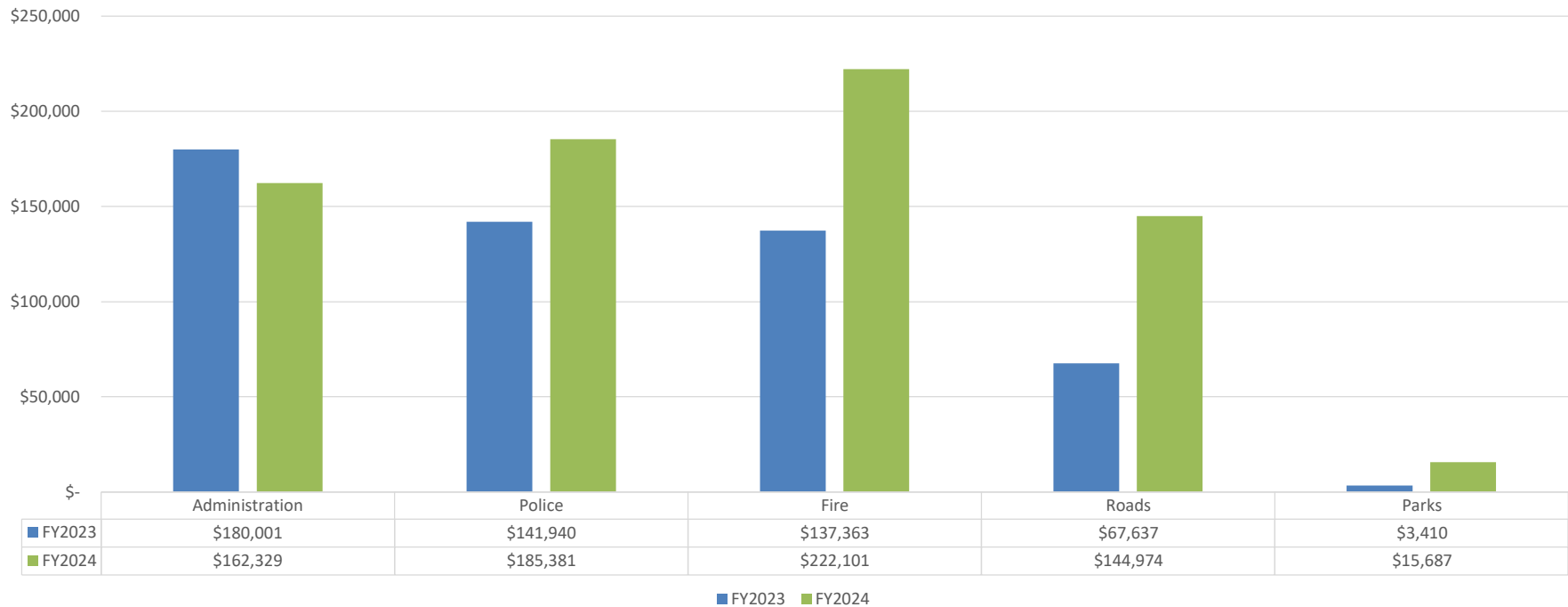
Expenditure Composition by Department - March 2024



Expenditure Composition by Department - March 2024



Expenditure Composition by Department - Prior Year Comparison



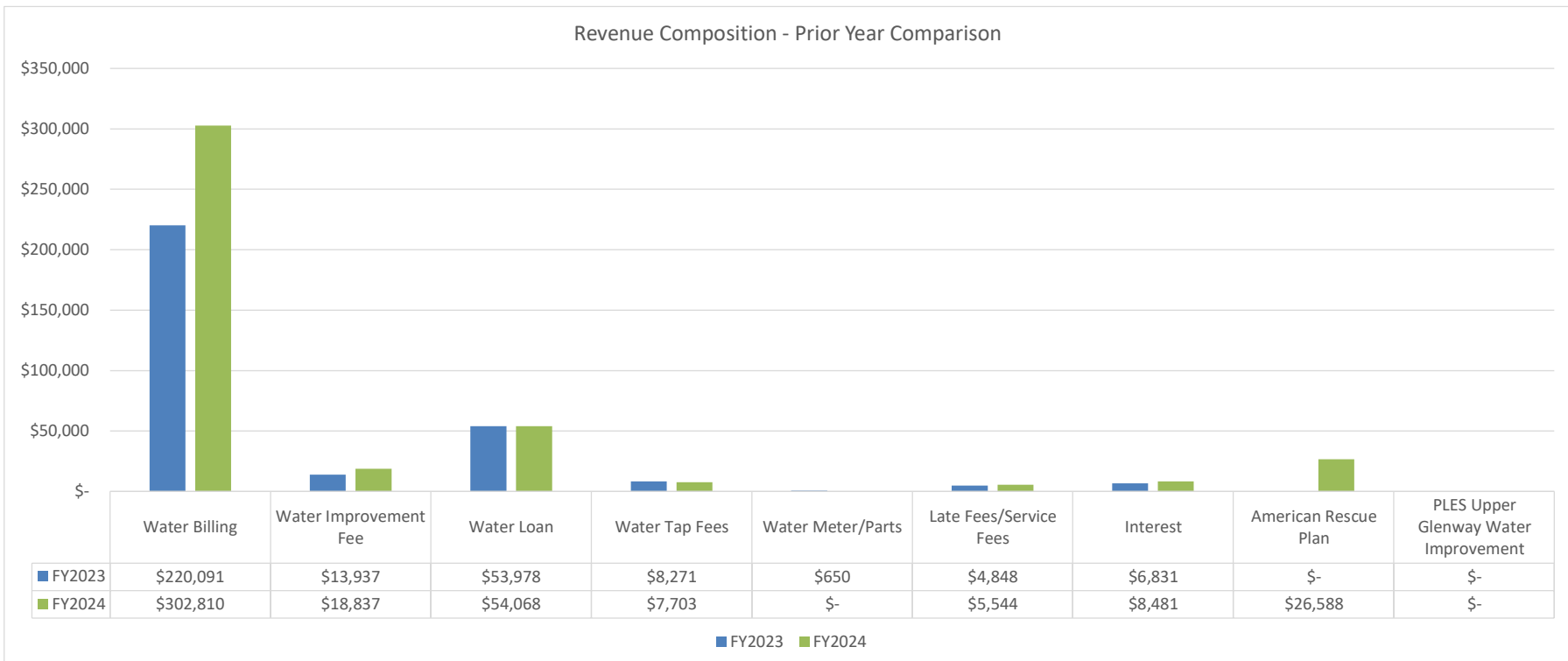
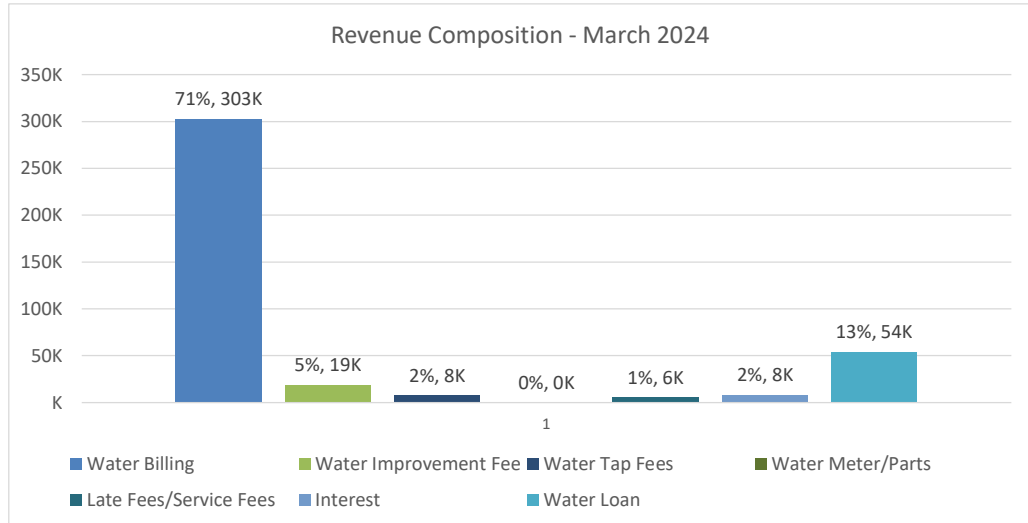
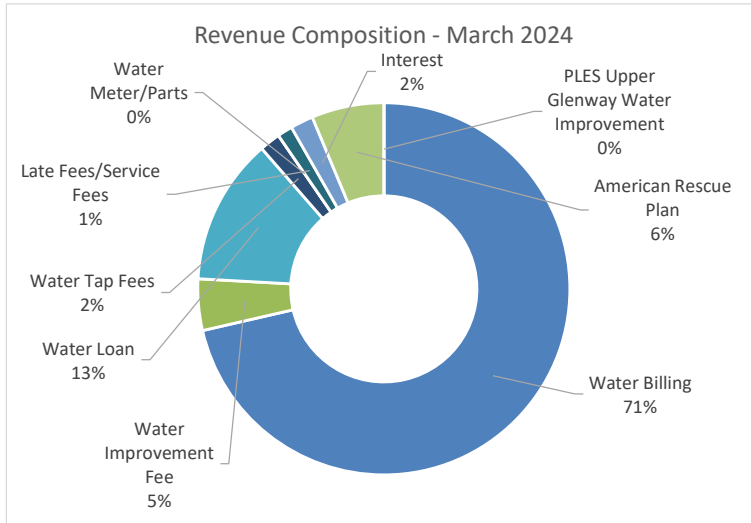
# TOWN OF PALMER LAKE

## REVENUE CHARTS

### WATER ENTERPRISE FUND

For the Three Months Ended March 31, 2024

UNAUDITED





# TOWN OF PALMER LAKE

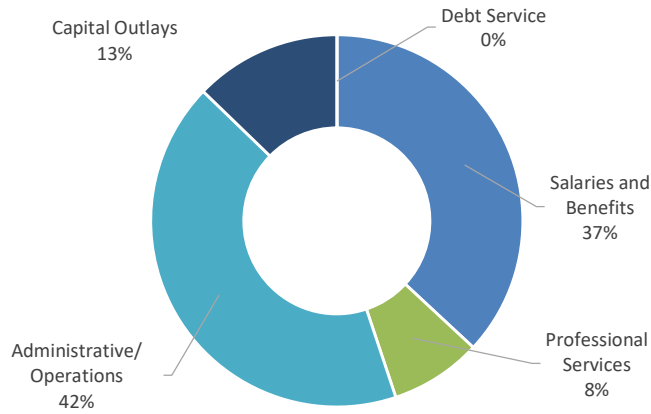
## EXPENDITURE CHARTS

### WATER ENTERPRISE FUND

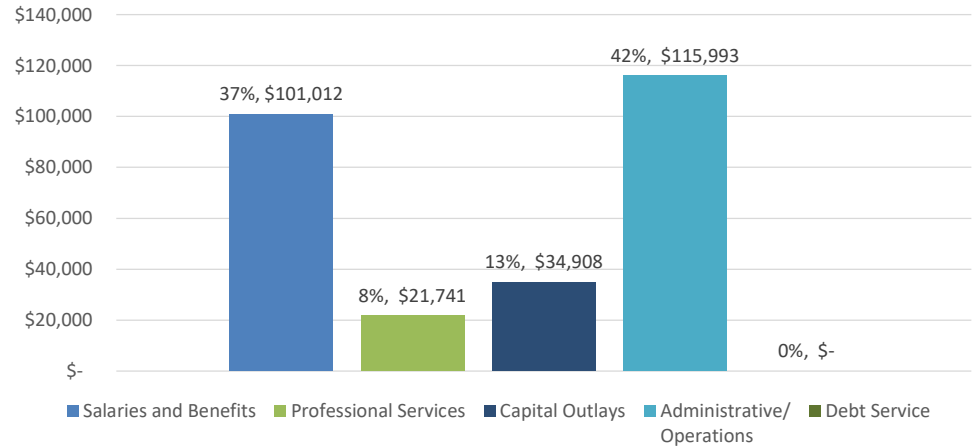
For the Three Months Ended March 31, 2024

UNAUDITED

Expenditure Composition by Type - March 2024



Expenditure Composition by Type - March 2024



Expenditure Composition by Type - Prior Year Comparison

