


TOWN OF PALMER LAKE

Financial Statements

May 2022

Unaudited



CASH POSITION

May 31, 2022



TOWN OF PALMER LAKE
Schedule of Cash Position
May 31, 2022

FINANCIAL INSTITUTION	TYPE OF ACCOUNT	CHECKING / SAVINGS	BANK RATE	BALANCE
OPERATING FUNDS:				
Community Banks of CO	General Fund Operating	Checking	n/a	\$ 1,273,855
<i>* Restricted - Operating Reserve - 3 months (\$582,475)</i>				
Community Banks of CO	Water Fund Operating	Checking	n/a	\$ 906,346
<i>* Restricted - Operating Reserve - 3 months (\$236,018)</i>				
Colorado Trust (ColoTrust)	General Fund	Savings	0.79%	\$ 978,341
Subtotal - Operating Funds				\$ 3,158,542
RESTRICTED FUNDS:				
Colorado Trust (ColoTrust)	Water Reserve 2010	Savings	0.79%	\$ 177,565
Colorado Trust (ColoTrust)	Water Loan Reserve	Savings	0.79%	\$ 197,776
Colorado Trust (ColoTrust)	Police CIP Reserve	Savings	0.79%	\$ 7
Colorado Trust (ColoTrust)	Fire CIP Reserve	Savings	0.79%	\$ 105,605
Colorado Trust (ColoTrust)	CTF Reserve	Savings	0.79%	\$ 27,123
Subtotal - Restricted Funds				\$ 508,076
TOTAL				\$ 3,666,618

GENERAL FUND

May 2022



TOWN OF PALMER LAKE

SCHEDULE OF REVENUE, EXPENDITURES AND CHANGES IN FUND BALANCE - BUDGET AND ACTUAL GENERAL FUND

For the Five Months Ended May 31, 2022
UNAUDITED

	2022 Adopted Budget	Actual	Variance Favorable (Unfavorable)	Percent of Budget (YTD 42%)
REVENUE				
Taxes	\$ 2,090,342	\$ 1,142,900	\$ (947,442)	55%
Fees and Licenses	191,900	125,885	(66,015)	66%
Intergovernmental	26,100	3,554	(22,546)	14%
Fines	70,900	19,043	(51,857)	27%
Interest income	12,000	7,192	(4,808)	60%
Departmental	7,000	19,448	12,448	278%
Miscellaneous income	170,100	25,111	(144,989)	15%
Total Revenue	\$ 2,568,342	\$ 1,343,133	\$ (1,225,209)	52%
EXPENDITURES				
General and Administrative				
Salaries and Benefits	\$ 179,369	\$ 70,990	\$ 108,379	40%
Professional Services	315,785	168,337	147,448	53%
General Administration	605,730	271,769	333,961	45%
Total General and Administrative	\$ 1,100,885	\$ 511,096	\$ 589,788	46%
Police Department				
Salaries and Benefits	\$ 588,861	\$ 196,982	\$ 391,879	33%
Professional Services	-	-	-	0%
General Administration	60,470	8,708	51,762	14%
Total Police Department	\$ 649,331	\$ 205,690	\$ 443,641	32%
Fire Department				
Salaries and Benefits	\$ 464,572	\$ 166,728	\$ 297,844	36%
Professional Services	-	-	-	0%
General Administration	73,050	18,827	54,223	26%
Total Fire Department	\$ 537,622	\$ 185,555	\$ 352,067	35%
Roads Department				
Salaries and Benefits	\$ 187,002	\$ 68,739	\$ 118,263	37%
Professional Services	20,000	1,343	18,657	7%
General Administration	388,071	45,541	342,530	12%
Total Roads Department	\$ 595,073	\$ 115,623	\$ 479,450	19%
Parks Department				
Salaries and Benefits	\$ 62,231	\$ 3,436	\$ 58,795	6%
General Administration	23,200	4,547	18,653	20%
Total Parks Department	\$ 85,431	\$ 7,983	\$ 77,448	9%
Total Expenditures	\$ 2,968,341	\$ 1,025,947	\$ 1,942,394	35%
EXCESS OF REVENUE OVER (UNDER)				
EXPENDITURES	\$ (400,000)	\$ 317,186	\$ 717,185	
FUNDS BALANCE - BEGINNING OF YEAR - estimated		\$ 2,783,287		
FUNDS BALANCE - END OF YEAR		\$ 3,100,473		
Less:				
Restricted:				
Operating Reserve - 3 months		(582,475)	<i>Note 1</i>	
Fire - CIP Reserve		(105,605)		
FUNDS AVAILABLE - END OF YEAR - Unrestricted		\$ 2,412,393		

Note 1: A 12 Month Operating Reserve would be Optimum

WATER ENTERPRISE FUND
May 2022



TOWN OF PALMER LAKE


SCHEDULE OF REVENUE, EXPENDITURES AND CHANGES IN FUNDS AVAILABLE - BUDGET AND ACTUAL WATER ENTERPRISE FUND For the Five Months Ended May 31, 2022 UNAUDITED

	2022 Adopted Budget	Actual	Variance Favorable (Unfavorable)	Percent of Budget (YTD 42%)
REVENUE				
Water Revenue	\$ 1,198,500	\$ 452,631	\$ (745,869)	38%
Water Fees	71,957	22,500	(49,457)	31%
Water Taps	200,000	28,086	(171,914)	14%
Late Fees	-	8,925	8,925	0%
Water Meters	6,500	-	(6,500)	0%
Interest	3,000	523	(2,477)	17%
Miscellaneous	-	525	525	0%
Total Revenue	\$ 1,479,957	\$ 513,190	\$ (966,767)	35%
EXPENDITURES				
Salaries and Benefits	\$ 454,797	\$ 159,086	\$ 295,711	35%
Professional Services	127,500	27,350	100,150	21%
Administrative	183,450	121,443	62,007	66%
Operations	874,054	62,239	811,815	7%
Debt Service	183,229	103,070	80,159	56%
Total Expenditures	\$ 1,823,030	\$ 473,188	\$ 1,349,842	26%
EXCESS OF REVENUE OVER (UNDER) EXPENDITURES	\$ (343,072)	\$ 40,002	\$ 383,075	
FUNDS AVAILABLE - BEGINNING OF YEAR - estimated		\$ 658,203		
FUNDS AVAILABLE - END OF YEAR		\$ 698,205		
Less:				
Restricted:				
Operating Reserve - 3 months (CWR&PDA Loan Requirement)		(236,018)	<i>Note 1</i>	
Water Loan Reserve		(197,776)		
Water Reserve - 2010		(177,565)		
FUNDS AVAILABLE - END OF YEAR - Unrestricted		\$ 86,846		

Note 1: A 12 Month Operating Reserve would be Optimum

CONSERVATION TRUST FUND

May 2022



TOWN OF PALMER LAKE

STATEMENT OF REVENUE, EXPENDITURES AND CHANGES IN FUND BALANCE - BUDGET AND ACTUAL CONSERVATION TRUST FUND

For the Five Months Ended May 31, 2022

UNAUDITED

	<u>2022 Adopted Budget</u>	<u>Actual</u>	<u>Variance Favorable (Unfavorable)</u>	<u>Percent of Budget (YTD 42%)</u>
REVENUE				
State Shared Revenue	\$ 44,406	\$ 9,126	\$ (35,280)	21%
Interest/Miscellaneous income	-	38	38	0%
Total Revenue	<u>\$ 44,406</u>	<u>\$ 9,164</u>	<u>\$ (35,242)</u>	<u>21%</u>
EXPENDITURES				
Salaries and Benefits	\$ 18,774	\$ 3,844	\$ 14,930	20%
Administrative	25,630	2,114	23,516	8%
Total Expenditures	<u>\$ 44,405</u>	<u>\$ 5,958</u>	<u>\$ 38,446</u>	<u>13%</u>
NET CHANGE IN FUND BALANCE	<u>\$ 1</u>	<u>\$ 3,206</u>	<u>\$ 3,204</u>	
FUND BALANCE - BEGINNING OF YEAR - estimated		<u>\$ 35,914</u>		
FUND BALANCE - END OF YEAR - Restricted		<u><u>\$ 39,120</u></u>		

GRANTS AND DONATIONS FUND

May 2022



TOWN OF PALMER LAKE

SCHEDULE OF REVENUE, EXPENDITURES AND CHANGES IN FUNDS AVAILABLE - BUDGET AND ACTUAL GRANTS & DONATIONS

For the Four Months Ended April 30, 2022

UNAUDITED

For Information Purposes Only

	2022 Budget	YTD Actual	Variance Favorable (Unfavorable)	Percent of Budget (YTD 42%)
REVENUE				
FPPA Matching Funds	\$ 14,000	\$ -	\$ (14,000)	0%
Fire Mitigation Grant	50,000	-	(50,000)	0%
DOLA EIAF Water Sys- PER Grant	15,000	-	(15,000)	0%
CDOT Bridge Rehab	200,000	-	(200,000)	0%
CDOT PL Elementary Road Improvements	176,590	-	(176,590)	0%
American Rescue Plan	376,145	-	(376,145)	0%
Fire Grants	-	15,365	15,365	0%
Police Donations/ Grants	59,437	36,340	(23,097)	61%
Parks Donations/ Grants	1,000	8,595	7,595	860%
Total Revenue	<u>\$ 892,172</u>	<u>\$ 60,300</u>	<u>\$ (831,872)</u>	<u>7%</u>
EXPENDITURES				
General Administrative				
Grants Expense- DOLA / GOCO	\$ -	\$ -	\$ -	0%
Total General Administrative Expenditures	<u>\$ -</u>	<u>\$ -</u>	<u>\$ -</u>	<u>0%</u>
Police Department Expenditures				
Grant Expense	\$ 59,537	\$ 17,065	\$ 42,472	29%
Total Police Department Expenditures	<u>\$ 59,537</u>	<u>\$ 17,065</u>	<u>\$ 42,472</u>	<u>29%</u>
Fire Department Expenditures				
Grants Expense	\$ -	\$ 10,788	\$ (10,788)	0%
Total Fire Department Expenditures	<u>\$ -</u>	<u>\$ 10,788</u>	<u>\$ (10,788)</u>	<u>0%</u>
Roads Department Expenditures				
CDOT Bridge Rehab	\$ 200,000	\$ -	\$ 200,000	0%
CDOT PL Elementary Road Improvements	176,590	20	176,570	0%
Grants Expense- Douglas	13,900	-	13,900	0%
Total Roads Department Expenditures	<u>\$ 390,490</u>	<u>\$ 20</u>	<u>\$ 390,470</u>	<u>0%</u>
Parks Department Expenditures				
Parks Committee (donations)	\$ 1,000	\$ -	\$ 1,000	0%
Fire Mitigation CUSP	50,000	-	50,000	0%
Grants Expense	-	-	-	0%
Total Parks Department Expenditures	<u>\$ 51,000</u>	<u>\$ -</u>	<u>\$ 51,000</u>	<u>0%</u>
Water Department Expenditures				
American Rescue Plan	\$ 376,145	\$ -	\$ 376,145	0%
DOLA EIAF Water Sys- PER Grant	15,000	-	15,000	0%
Total Water Department Expenditures	<u>\$ 391,145</u>	<u>\$ -</u>	<u>\$ 391,145</u>	<u>0%</u>
Total Expenditures	<u>\$ 892,172</u>	<u>\$ 27,873</u>	<u>\$ 864,299</u>	
EXCESS OF REVENUE OVER (UNDER) EXPENDITURES	<u>\$ -</u>	<u>\$ 32,427</u>	<u>\$ 32,427</u>	

Check Register

May 2022



Ranges: From: To: From: To:
 Check Number First Last Check Date 5/1/2022 5/31/2022
 Vendor ID First Last Checkbook ID First Last
 Vendor Name First Last

Sorted By: Check Number

* Voided Checks

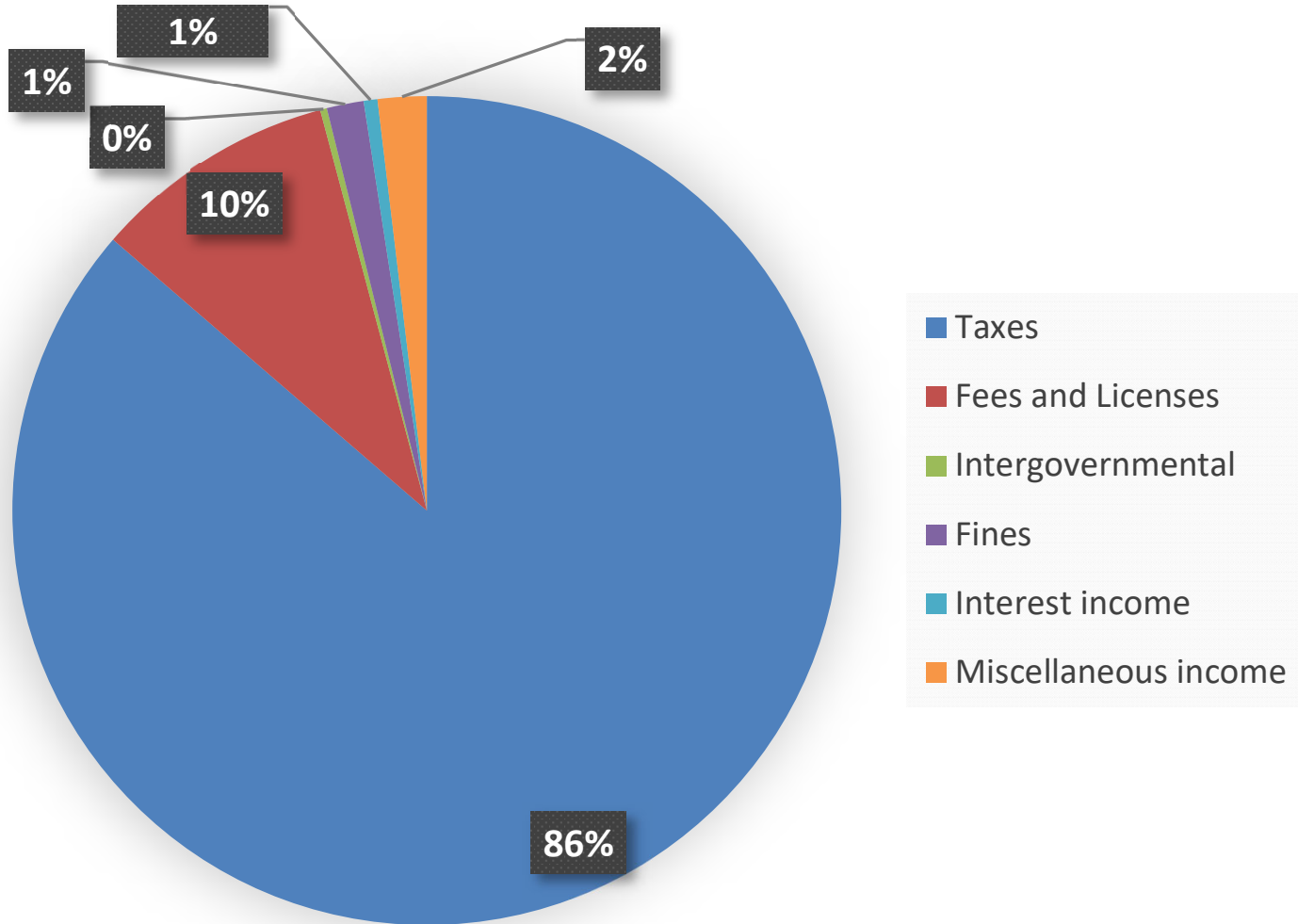
Check Number	Vendor ID	Vendor Check Name	Check Date	Checkbook ID	Audit Trail Code	Amount
48000	AMCOBI	AmCobi	5/5/2022	COBANK-CKG 9495	PMCHK00000030	\$1,722.55
48001	AMCOBIIT	AmCobi	5/5/2022	COBANK-CKG 9495	PMCHK00000030	\$3,863.50
48002	AT&TMOBILITY	AT & T Mobility	5/5/2022	COBANK-CKG 9495	PMCHK00000030	\$952.92
48003	BH	Black Hills Energy	5/5/2022	COBANK-CKG 9495	PMCHK00000030	\$1,420.65
48004	COLORADODEPARTM	Colorado Department of Agricul	5/5/2022	COBANK-CKG 9495	PMCHK00000030	\$56.00
48005	COLORADODIVISIO	Colorado Division of Fire Prev	5/5/2022	COBANK-CKG 9495	PMCHK00000030	\$100.00
48006	CKT	Common Knowledge Technology	5/5/2022	COBANK-CKG 9495	PMCHK00000030	\$2,127.50
48007	COREELECTRICCOO	Core Electric Cooperative	5/5/2022	COBANK-CKG 9495	PMCHK00000030	\$9,255.97
48008	CRAIGSPOWEREQUI	Craig's Power Equipment LLC	5/5/2022	COBANK-CKG 9495	PMCHK00000030	\$762.07
48009	ELLISONTRUCKING	Ellison Trucking, Inc.	5/5/2022	COBANK-CKG 9495	PMCHK00000030	\$510.63
48010	ENVIROTECH	Envirotech Services, Inc.	5/5/2022	COBANK-CKG 9495	PMCHK00000030	\$4,181.90
48011	ESO	ESO Solutions, Inc.	5/5/2022	COBANK-CKG 9495	PMCHK00000030	\$417.06
48012	GLOBALTECHNOLOG	Global Technology Group Inc.	5/5/2022	COBANK-CKG 9495	PMCHK00000030	\$10,409.00
48013	GREENBELTTURFFA	Green Belt Turf Farm, Inc.	5/5/2022	COBANK-CKG 9495	PMCHK00000030	\$219.50
48014	HELLOHOUSEKEEPI	Hello Housekeeping	5/5/2022	COBANK-CKG 9495	PMCHK00000030	\$600.00
48015	HOMEDEPOTCREDIT	Home Depot Credit Services	5/5/2022	COBANK-CKG 9495	PMCHK00000030	\$540.07
48016	INTERSTATECHEMI	Interstate Chemical Co., Inc.	5/5/2022	COBANK-CKG 9495	PMCHK00000030	\$1,637.00
48017	JOHNHKEILERS	John H. Keilers	5/5/2022	COBANK-CKG 9495	PMCHK00000030	\$5,717.00
48018	LOVEKEN	Ken Love	5/5/2022	COBANK-CKG 9495	PMCHK00000030	\$112.08
48019	AHOLINDSAY	Lindsay Aho	5/5/2022	COBANK-CKG 9495	PMCHK00000030	\$500.00
48020	MEYER&SAMS,INC	Meyer & Sams, Inc. dba GMS, In	5/5/2022	COBANK-CKG 9495	PMCHK00000030	\$6,602.20
48021	OREILLY	O'Reilly	5/5/2022	COBANK-CKG 9495	PMCHK00000030	\$293.88
48022	RATHBURNWELDING	Rathburn Welding	5/5/2022	COBANK-CKG 9495	PMCHK00000030	\$359.59
48023	SPRINGSFASTNERC	Springs Fastner Co.	5/5/2022	COBANK-CKG 9495	PMCHK00000030	\$16.04
48024	STERICYCLE	Stericycle, Inc.	5/5/2022	COBANK-CKG 9495	PMCHK00000030	\$35.00
48025	T2SYSTEMS	T2 Systems Canada Inc.	5/5/2022	COBANK-CKG 9495	PMCHK00000030	\$70.00
48026	GAZETTE	The Gazette	5/5/2022	COBANK-CKG 9495	PMCHK00000030	\$379.83
48027	XFINITY	Xfinity	5/5/2022	COBANK-CKG 9495	PMCHK00000030	\$104.85
48028	ELPASOPUBLICHEA	El Paso Co Public Health Labor	5/11/2022	COBANK-CKG 9495	PMCHK00000036	\$1,680.00
48060	CICCOLELLAJOHN	John Ciccolella	5/23/2022	COBANK-CKG 9495	PMCHK00000037	\$320.00
48061	CENTURYLINK	CenturyLink	5/26/2022	COBANK-CKG 9495	PMCHK00000035	\$212.51
48062	ROUBIDOUX,CHARL	Charles Roubidoux	5/26/2022	COBANK-CKG 9495	PMCHK00000035	\$142.05
48063	CIVICPLUSLLC	CivivPlus LLC	5/26/2022	COBANK-CKG 9495	PMCHK00000035	\$3,490.00
48064	COLORADODIVISIO	Colorado Division of Fire Prev	5/26/2022	COBANK-CKG 9495	PMCHK00000035	\$250.00
48065	COLORADOELECTRI	Colorado Electric Motor Repair	5/26/2022	COBANK-CKG 9495	PMCHK00000035	\$1,500.00
48066	COREELECTRICCOO	Core Electric Cooperative	5/26/2022	COBANK-CKG 9495	PMCHK00000035	\$4,979.50
48067	EMERGENCYNETWOR	Emergency Network Security Sys	5/26/2022	COBANK-CKG 9495	PMCHK00000035	\$61.00
48068	ECS	Employers Council	5/26/2022	COBANK-CKG 9495	PMCHK00000035	\$3,496.25
48069	ENVIROTECH	Envirotech Services, Inc.	5/26/2022	COBANK-CKG 9495	PMCHK00000035	\$6,742.52
48070	FAC	Fromm & Company LLC	5/26/2022	COBANK-CKG 9495	PMCHK00000035	\$4,959.00
48071	L.N.CURTISANDSO	L.N. Curtis and sons	5/26/2022	COBANK-CKG 9495	PMCHK00000035	\$191.58
48072	TORWEIHE,LETICI	Leticia Torweihe	5/26/2022	COBANK-CKG 9495	PMCHK00000035	\$73.93
48073	GREASEMONKEY	My Fleet Center	5/26/2022	COBANK-CKG 9495	PMCHK00000035	\$81.53
48074	OREILLY	O'Reilly	5/26/2022	COBANK-CKG 9495	PMCHK00000035	\$11.97
48075	SARABALTHAZOR	Sara Balthazor	5/26/2022	COBANK-CKG 9495	PMCHK00000035	\$75.00
48076	STERICYCLE	Stericycle, Inc.	5/26/2022	COBANK-CKG 9495	PMCHK00000035	\$36.75
48077	KNASTERTECHNOLO	The Knaster Technology Group	5/26/2022	COBANK-CKG 9495	PMCHK00000035	\$1,485.00
48078	TRILAKESCHAMBER	Tri-Lakes Chamber of Commerce	5/26/2022	COBANK-CKG 9495	PMCHK00000035	\$800.00
48079	KARENMURPHY	Vanguard Tri-Lakes Church	5/26/2022	COBANK-CKG 9495	PMCHK00000035	\$75.00
48080	WEARPARTS&EQUIP	Wear Parts & Equipment	5/26/2022	COBANK-CKG 9495	PMCHK00000035	\$792.14
48081	XEROX	Xerox Business Solutions South	5/26/2022	COBANK-CKG 9495	PMCHK00000035	\$729.17

Total Checks: 51 Total Amount of Checks: \$85,151.69
 =====

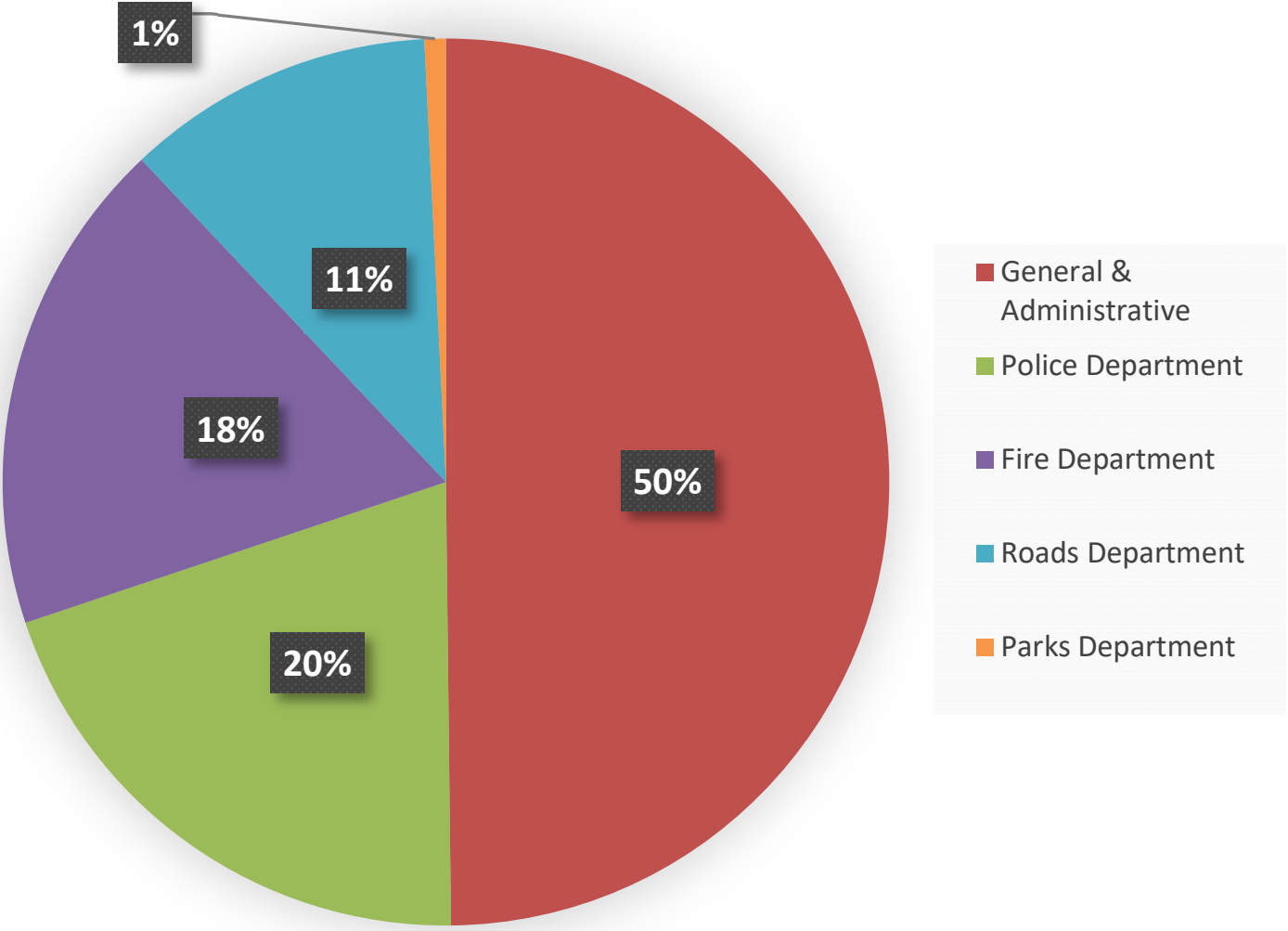
CHARTS
May 2022



General Fund Revenue Breakdown May 2022



General Fund Expenditure Breakdown May 2022



Water Enterprise Fund Expenditure Breakdown May 2022

