



TOWN OF PALMER LAKE

Financial Statements

April 2024

Unaudited



**Schedule of Cash Position
April 2024**

TOWN OF PALMER LAKE
Schedule of Cash Position
April 2024

FINANCIAL INSTITUTION	ACCOUNT NAME	CHECKING / SAVINGS	BANK RATE	BALANCE
GENERAL FUND				
GENERAL FUND OPERATING:				
Community Banks of CO	General Fund Operating	Checking	n/a	\$ 1,858,702
GENERAL FUND RESERVES:				
Colorado Trust (ColoTrust) <i>* Operating Reserve - 3 months (\$752,109)</i>	General Fund Reserve	Savings	5.43%	\$ 1,527,597
Colorado Trust (ColoTrust)	Police Reserve	Savings	5.43%	\$ 7
Colorado Trust (ColoTrust)	Fire Reserve	Savings	5.43%	\$ 64,923
Colorado Trust (ColoTrust)	Roads Reserve	Savings	5.43%	\$ 10,812
General Fund Reserves Subtotal				<u>\$ 1,603,339</u>
General Fund Accounts Total				<u><u>\$ 3,462,041</u></u>
WATER FUND				
WATER FUND OPERATING:				
Community Banks of CO	Water Fund Operating	Checking	n/a	\$ 1,138,637
WATER FUND RESERVES:				
Colorado Trust (ColoTrust)	Water Reserve	Savings	5.43%	\$ 194,585
Colorado Trust (ColoTrust)	Water Cap Imp Reserve	Savings	5.43%	\$ 216,241
RESTRICTED FUNDS (WATER FUND):				
Colorado Trust (ColoTrust) <i>* Restricted - Loan Reserve - 3 months (\$224,600)</i>	Water Loan Reserve	Savings	5.43%	\$ 215,571
Water Fund Accounts Total				<u>\$ 1,765,034</u>
CONSERVATION TRUST FUND				
CONSERVATION TRUST FUND:				
Colorado Trust (ColoTrust)	CTF Reserve	Savings	5.43%	\$ 29,563
Conservation Trust Fund Account Total				<u><u>\$ 29,563</u></u>



Financial Reports
April 2024

TOWN OF PALMER LAKE

SCHEDULE OF REVENUE, EXPENDITURES AND CHANGES IN FUND BALANCE - BUDGET AND ACTUAL

GENERAL FUND

For the Four Months Ended April 30, 2024

UNAUDITED

	<u>2024 Adopted Budget</u>	<u>Actual</u>	<u>Variance Favorable (Unfavorable)</u>	<u>Percent of Budget (YTD 33%)</u>
REVENUE				
Taxes	\$ 2,794,447	\$ 1,425,759	\$ (1,368,688)	51%
Fees and Licenses	291,025	68,993	(222,032)	24%
Intergovernmental	7,000	3,798	(3,202)	54%
Fines	65,000	19,162	(45,838)	29%
Interest	80,000	33,866	(46,134)	42%
Departmental	65,000	17,369	(47,631)	27%
Grants and Donations	1,385,959	4,076	(1,381,883)	0%
Miscellaneous	70,000	19,772	(50,228)	28%
Total Revenue	<u>\$ 4,758,431</u>	<u>\$ 1,592,795</u>	<u>\$ (3,165,636)</u>	<u>33%</u>
EXPENDITURES				
Administration				
Salaries and Benefits	\$ 246,873	\$ 52,756	\$ 194,117	21%
Professional Services	373,000	92,356	280,644	25%
Administrative/Operations	332,936	93,534	239,402	28%
Capital Outlays	10,000	6,017	3,983	60%
Total Administration	<u>\$ 962,809</u>	<u>\$ 244,663</u>	<u>\$ 718,146</u>	<u>25%</u>
Police Department				
Salaries and Benefits	\$ 674,622	\$ 207,729	\$ 466,893	31%
Professional Services	112,600	6,463	106,137	6%
Administrative/Operations	86,845	23,111	63,734	27%
Capital Outlays	80,000	52,950	27,050	66%
Total Police Department	<u>\$ 954,067</u>	<u>\$ 290,253</u>	<u>\$ 663,814</u>	<u>30%</u>
Fire Department				
Salaries and Benefits	\$ 630,741	\$ 196,846	\$ 433,895	31%
Professional Services	10,000	9,033	967	90%
Administrative/Operations	128,600	31,416	97,184	24%
Capital Outlays	-	35,145	(35,145)	0%
Total Fire Department	<u>\$ 769,341</u>	<u>\$ 272,440</u>	<u>\$ 496,901</u>	<u>35%</u>
Public Works Department - Roads				
Salaries and Benefits	\$ 334,898	\$ 74,443	\$ 260,455	22%
Professional Services	40,300	1,892	38,408	5%
Administrative/Operations	167,500	29,013	138,487	17%
Capital Outlays	1,673,580	73,455	1,600,125	4%
Total Roads Department	<u>\$ 2,216,278</u>	<u>\$ 178,803</u>	<u>\$ 2,037,475</u>	<u>8%</u>
Public Works Department - Parks				
Administrative/Operations	\$ 42,100	\$ 19,498	\$ 22,602	46%
Capital Outlays	\$ 31,000	\$ 24,800	\$ 6,200	80%
Total Parks Department	<u>\$ 73,100</u>	<u>\$ 44,298</u>	<u>\$ 28,802</u>	<u>61%</u>
Total Expenditures	<u>\$ 4,975,596</u>	<u>\$ 1,030,457</u>	<u>\$ 3,945,139</u>	<u>21%</u>
EXCESS OF REVENUE OVER (UNDER)				
EXPENDITURES	<u>\$ (217,165)</u>	<u>\$ 562,338</u>	<u>\$ 779,503</u>	
FUND BALANCE - BEGINNING OF YEAR				
		<u>\$ 3,651,518</u>		
FUND BALANCE - END OF YEAR				
		<u><u>\$ 4,213,856</u></u>		

Recommended Operating Reserve - 3 months

TOWN OF PALMER LAKE

SCHEDULE OF REVENUE, EXPENDITURES AND CHANGES IN FUNDS AVAILABLE - BUDGET AND ACTUAL

WATER ENTERPRISE FUND

For the Four Months Ended April 30, 2024

UNAUDITED

	2024 Adopted Budget	Actual	Variance Favorable (Unfavorable)	Percent of Budget (YTD 33%)
REVENUE				
Water Billing	\$ 1,375,000	\$ 408,300	\$ (966,700)	30%
Water Improvement Fee	74,000	25,130	(48,870)	34%
Water Loan	216,000	72,094	(143,906)	33%
Water Tap Fees	72,000	7,703	(64,297)	11%
Water Meter/Parts	2,550	-	(2,550)	0%
Late Fees/Service Fees	16,000	7,470	(8,530)	47%
Interest	24,000	11,261	(12,739)	47%
American Rescue Plan	103,669	90,899	(12,770)	88%
PLES Upper Glenway Water Improvement	101,520	-	(101,520)	0%
Total Revenue	<u>\$ 1,984,739</u>	<u>\$ 622,857</u>	<u>\$ (1,361,882)</u>	<u>31%</u>
EXPENDITURES				
Salaries and Benefits	\$ 519,749	\$ 133,614	\$ 386,135	26%
Professional Services	137,000	27,304	109,696	20%
Administrative/Operations	438,300	143,340	294,960	33%
Capital Outlays	649,290	111,804	537,486	17%
Debt Service	207,179	57,485	149,694	28%
Total Expenditures	<u>\$ 1,951,518</u>	<u>\$ 473,547</u>	<u>\$ 1,477,971</u>	<u>24%</u>
EXCESS OF REVENUE OVER (UNDER) EXPENDITURES				
	<u>\$ 33,221</u>	<u>\$ 149,310</u>	<u>\$ 116,089</u>	
FUND BALANCE - BEGINNING OF YEAR		<u>\$ 1,316,293</u>		
FUND BALANCE - END OF YEAR		<u>\$ 1,465,603</u>		
Less: Restricted Operating Reserve - 3 months		(224,600)	<i>Note 1</i>	
FUND BALANCE - END OF YEAR - Unrestricted		<u>\$ 1,241,003</u>		

Note 1: CWR&PDA Loan Requirement

TOWN OF PALMER LAKE

STATEMENT OF REVENUE, EXPENDITURES AND CHANGES IN FUND BALANCE - BUDGET AND ACTUAL CONSERVATION TRUST FUND For the Four Months Ended April 30, 2024 UNAUDITED

	2024 Adopted Budget	Actual	Variance Favorable (Unfavorable)	Percent of Budget (YTD 33%)
REVENUE				
State Shared Revenue	\$ 36,140	\$ 9,310	\$ (26,830)	26%
Interest	1,200	531	(669)	44%
Total Revenue	\$ 37,340	\$ 9,841	\$ (27,499)	26%
EXPENDITURES				
Salaries and Benefits	\$ 14,380	\$ -	\$ 14,380	0%
Administrative/Operations	3,000	-	3,000	0%
Capital Outlays	19,000	-	19,000	0%
Total Expenditures	\$ 36,380	\$ -	\$ 36,380	0%
NET CHANGE IN FUND BALANCE	\$ 960	\$ 9,841	\$ 8,881	
FUND BALANCE - BEGINNING OF YEAR		\$ 59,044		
FUND BALANCE - END OF YEAR - Restricted		\$ 68,885		



Accounts Payable Reports
April 2024

Ranges: From: To: From: To:
 Check Number First Last Check Date 4/1/2024 4/30/2024
 Vendor ID First Last Checkbook ID First Last
 Vendor Name First Last

Sorted By: Check Number

* Voided Checks

Check Number	Vendor ID	Vendor Check Name	Check Date	Checkbook ID	Audit Trail Code	Amount
49713	AIRGAS	AIRGAS USA, LLC	4/3/2024	COBANK-CKG 9495	PMCHK00000157	\$91.43
49714	AMCOBIIT	AMCOBI	4/3/2024	COBANK-CKG 9495	PMCHK00000157	\$3,852.00
49715	BLUETREELLC	BLUE TREE, LLC	4/3/2024	COBANK-CKG 9495	PMCHK00000157	\$480.00
49716	CHAVEZCONSULTIN	CHAVEZ CONSULTING INC., LLC	4/3/2024	COBANK-CKG 9495	PMCHK00000157	\$1,312.50
49717	CIVICPLUSLLC	CIVICPLUS LLC	4/3/2024	COBANK-CKG 9495	PMCHK00000157	\$1,648.50
49718	CKT	COMMON KNOWLEDGE TECHNOLOGY	4/3/2024	COBANK-CKG 9495	PMCHK00000157	\$5,286.00
49719	COREANDMAIN	CORE & MAIN LLP	4/3/2024	COBANK-CKG 9495	PMCHK00000157	\$26,911.44
49720	ELPASOPUBLICHEA	El Paso Co Public Health Labor	4/3/2024	COBANK-CKG 9495	PMCHK00000157	\$1,050.00
49721	ECS	EMPLOYERS COUNCIL	4/3/2024	COBANK-CKG 9495	PMCHK00000157	\$85.00
49722	HOMEDEPOTCREDIT	HOME DEPOT CREDIT SERVICES	4/3/2024	COBANK-CKG 9495	PMCHK00000157	\$2,477.04
49723	KELLYBOOKSLLC	KellyBooks LLC	4/3/2024	COBANK-CKG 9495	PMCHK00000157	\$4,531.25
49724	MCCANDLESSTRUCK	MCCANDLESS TRUCK CENTER LLC	4/3/2024	COBANK-CKG 9495	PMCHK00000157	\$4,155.09
49725	MEYER&SAMS,INC	MEYER & SAMS, INC. DBA GMS INC	4/3/2024	COBANK-CKG 9495	PMCHK00000157	\$46,643.50
49726	OREILLY	O'REILLY	4/3/2024	COBANK-CKG 9495	PMCHK00000157	\$267.06
49727	SOUTHBEACHMOTOR	SOUTH BEACH MOTORS	4/3/2024	COBANK-CKG 9495	PMCHK00000157	\$35,145.00
49728	GAZETTE	THE GAZETTE	4/3/2024	COBANK-CKG 9495	PMCHK00000157	\$104.89
49729	TRILAKESGARAGED	TRI-LAKES GARAGE DOORS, LLC	4/3/2024	COBANK-CKG 9495	PMCHK00000157	\$145.00
49730	TRILAKESMONUMEN	Tri-Lakes Monument Fire Protec	4/3/2024	COBANK-CKG 9495	PMCHK00000157	\$8,912.00
49731	UNCC	UTILITY NOTIFICATION CENTER OF	4/3/2024	COBANK-CKG 9495	PMCHK00000157	\$45.15
49732	ABGROCKYMOUNTAI	ABGRM	4/11/2024	COBANK-CKG 9495	PMCHK00000158	\$618.33
49733	BRIGHTFUTURES	BRIGHT FUTURES GLASS AND WINDO	4/11/2024	COBANK-CKG 9495	PMCHK00000158	\$325.83
49734	CASCADEFIRE	CASCADE FIRE EQUIPMENT	4/11/2024	COBANK-CKG 9495	PMCHK00000158	\$163.57
49735	COMMUNITYMATTER	COMMUNITY MATTERS INSTITUTE	4/11/2024	COBANK-CKG 9495	PMCHK00000158	\$4,330.00
49736	ESO	ESO SOLUTIONS, INC.	4/11/2024	COBANK-CKG 9495	PMCHK00000158	\$208.53
49737	EVOQUA	EVOQUA WATER TECHNOLOGIES LLC	4/11/2024	COBANK-CKG 9495	PMCHK00000158	\$1,184.00
49738	JAN-PROFRANCHIS	JAN-PRO FRANCHISE DEVELOPMENT	4/11/2024	COBANK-CKG 9495	PMCHK00000158	\$255.00
49739	KROBLAWOFFICES	KROB LAW OFFICE, LLC	4/11/2024	COBANK-CKG 9495	PMCHK00000158	\$6,265.00
49740	LYONSGADDIS	LYONS GADDIS	4/11/2024	COBANK-CKG 9495	PMCHK00000158	\$2,272.00
49741	NEVADATAPMASTER	NEVADA TAP MASTER, INC.	4/11/2024	COBANK-CKG 9495	PMCHK00000158	\$850.00
49742	PALMERLAKESANIT	PALMER LAKE SANITATION	4/11/2024	COBANK-CKG 9495	PMCHK00000158	\$2,713.36
49743	PITNEYBOWES	PITNEY BOWES GLOBAL FINANCIAL	4/11/2024	COBANK-CKG 9495	PMCHK00000158	\$86.73
49744	REPUBLICSERVICE	REPUBLIC SERVICES #653	4/11/2024	COBANK-CKG 9495	PMCHK00000158	\$1,623.58
49745	SCOTTYDONTAN	SCOTTY & SARAH DONTANVILLE	4/11/2024	COBANK-CKG 9495	PMCHK00000158	\$750.00
49746	XEROX	XEROX BUSINESS SOLUTIONS SOUTH	4/11/2024	COBANK-CKG 9495	PMCHK00000158	\$73.61
49747	4RIVERSEQUIPMEN	4 RIVERS EQUIPMENT	4/18/2024	COBANK-CKG 9495	PMCHK00000159	\$296.38
49748	BIGOTIRES	LEEDS WEST GROUPS DBA BIG O TI	4/18/2024	COBANK-CKG 9495	PMCHK00000159	\$480.98
49749	COLORADODIVISIO	COLORADO DIVISION OF FIRE PREV	4/18/2024	COBANK-CKG 9495	PMCHK00000159	\$30.00
49750	CKT	COMMON KNOWLEDGE TECHNOLOGY	4/18/2024	COBANK-CKG 9495	PMCHK00000159	\$48.00
49751	ESO	ESO SOLUTIONS, INC.	4/18/2024	COBANK-CKG 9495	PMCHK00000159	\$290.00
49752	GALLS	GALLS, LLC	4/18/2024	COBANK-CKG 9495	PMCHK00000159	\$193.50
49753	HIGHERSTANDARD	HIGHER STANDARD PAINTING COMPA	4/18/2024	COBANK-CKG 9495	PMCHK00000159	\$900.00
49754	JOHNSHARP	JOHN R SHARP	4/18/2024	COBANK-CKG 9495	PMCHK00000159	\$75.00
49755	MONARCHMERCHANT	MONARCH MERCHANDISING	4/18/2024	COBANK-CKG 9495	PMCHK00000159	\$200.00
49756	MYFLEETCENTER	MYFLEETCENTER	4/18/2024	COBANK-CKG 9495	PMCHK00000159	\$109.62
49757	OREILLY	O'REILLY	4/18/2024	COBANK-CKG 9495	PMCHK00000159	\$121.51
49758	PAVEMENTREPAIR	PAVEMENT REPAIR & SUPPLIES, IN	4/18/2024	COBANK-CKG 9495	PMCHK00000159	\$1,237.50
49759	PINNACOL	PINNACOL ASSURANCE	4/18/2024	COBANK-CKG 9495	PMCHK00000159	\$5,414.00
49760	DPCINDUSTRIES	PVS DX, INC.	4/18/2024	COBANK-CKG 9495	PMCHK00000159	\$70.00
49761	RHINEHARTOIL	RHINEHART OIL CO., LLC	4/18/2024	COBANK-CKG 9495	PMCHK00000159	\$3,463.82
49762	RUGGEDDEPOT	RUGGED DEPOT	4/18/2024	COBANK-CKG 9495	PMCHK00000159	\$1,802.68
49763	SOURCEMANAGE	SOURCE MANAGEMENT INC.	4/18/2024	COBANK-CKG 9495	PMCHK00000159	\$12.05
49764	T2SYSTEMS	T2 SYSTEMS CANADA INC.	4/18/2024	COBANK-CKG 9495	PMCHK00000159	\$70.00
49765	TRILAKESCHAMBER	TRI-LAKES CHAMBER OF COMMERCE	4/18/2024	COBANK-CKG 9495	PMCHK00000159	\$250.00
49766	BRADLEYEXCAVATI	BRADLEY EXCAVATING INC.	4/25/2024	COBANK-CKG 9495	PMCHK00000160	\$50,751.00

* Voided Checks

Check Number	Vendor ID	Vendor Check Name	Check Date	Checkbook ID	Audit Trail Code	Amount
49767	DANIELSLONGCHEV	Daniels Long Chevrolet	4/25/2024	COBANK-CKG 9495	PMCHK00000160	\$52,950.00
49768	BLUETREELLC	BLUE TREE, LLC	4/26/2024	COBANK-CKG 9495	PMCHK00000161	\$1,000.00
49769	CENTURYLINK	CENTURYLINK	4/26/2024	COBANK-CKG 9495	PMCHK00000161	\$610.26
49770	CITYOFFORTCOLLI	CITY OF FORT COLLINS	4/26/2024	COBANK-CKG 9495	PMCHK00000161	\$90.00
49771	CKT	COMMON KNOWLEDGE TECHNOLOGY	4/26/2024	COBANK-CKG 9495	PMCHK00000161	\$456.80
49772	COREANDMAIN	CORE & MAIN LLP	4/26/2024	COBANK-CKG 9495	PMCHK00000161	\$11,962.50
49773	ENVIROTECH	ENVIROTECH SERVICES, INC.	4/26/2024	COBANK-CKG 9495	PMCHK00000161	\$4,828.91
49774	ESO	ESO SOLUTIONS, INC.	4/26/2024	COBANK-CKG 9495	PMCHK00000161	\$2,405.05
49775	HIGHERSTANDARD	HIGHER STANDARD PAINTING COMPA	4/26/2024	COBANK-CKG 9495	PMCHK00000161	\$900.00
* 49776	CICCOLELLAJOH	JOHN CICCOLELLA	4/26/2024	COBANK-CKG 9495	PMCHK00000161	\$320.00
49777	MCKINNEY	MCKINNEY DOOR & HARDWARE	4/26/2024	COBANK-CKG 9495	PMCHK00000161	\$36.00
49778	MONARCHMERCHANT	MONARCH MERCHANDISING	4/26/2024	COBANK-CKG 9495	PMCHK00000161	\$263.15
49779	MYFLEETCENTER	MYFLEETCENTER	4/26/2024	COBANK-CKG 9495	PMCHK00000161	\$390.90
49780	OREILLY	O'REILLY	4/26/2024	COBANK-CKG 9495	PMCHK00000161	\$12.99
49781	ORKIN	Orkin	4/26/2024	COBANK-CKG 9495	PMCHK00000161	\$98.65
49782	RAMPARTSUPPLY	RAMPART SUPPLY	4/26/2024	COBANK-CKG 9495	PMCHK00000161	\$145.30
49783	SGS	SGS NORTH AMERICA, INC.	4/26/2024	COBANK-CKG 9495	PMCHK00000161	\$265.58
49784	TRILAKESCHAMBER	TRI-LAKES CHAMBER OF COMMERCE	4/26/2024	COBANK-CKG 9495	PMCHK00000161	\$850.00
49785	WATTSUPFITTINGI	WATTS UPFITTING INC.	4/26/2024	COBANK-CKG 9495	PMCHK00000161	\$930.88

Total Checks:	73			Total Amount of Checks:		\$308,875.40
						=====

Town of Palmer Lake
ACH REGISTER REPORT
Payables Management

	From:	To:
ACH Date	4/1/2024	4/30/2024
Checkbook ID	COBANK-CKG 9495	COBANK-CKG 9495

Sorted By: Date

Trx Date	Orig. Audit Trail	Distribution Reference	Orig. Master Number	Orig. Master Name	Amount
4/1/2024	CMTRX00000137	Bank Transaction Entry	WDL000001270	Xfinity	11.07
4/1/2024	CMTRX00000137	Bank Transaction Entry	WDL000001271	Comcast	193.35
4/3/2024	CMTRX00000137	Bank Transaction Entry	WDL000001274	Parking Kiosk Fee	182.66
4/4/2024	CMTRX00000137	Bank Transaction Entry	WDL000001284	Paycom	54,677.00
4/8/2024	CMTRX00000137	Bank Transaction Entry	WDL000001277	WEX Fuel	2,203.64
4/8/2024	CMTRX00000137	Bank Transaction Entry	WDL000001278	Humana	906.60
4/9/2024	CMTRX00000137	Bank Transaction Entry	WDL000001260	Black Hills Energy	129.55
4/9/2024	CMTRX00000137	Bank Transaction Entry	WDL000001272	CORE Electric	10,024.05
4/9/2024	CMTRX00000137	Bank Transaction Entry	WDL000001273	HealthEquity	5.00
4/10/2024	CMTRX00000137	Bank Transaction Entry	WDL000001276	Pinnacol Assurance	7,523.00
4/12/2024	CMTRX00000137	Bank Transaction Entry	WDL000001279	PCS	1,721.40
4/15/2024	CMTRX00000137	Bank Transaction Entry	WDL000001261	Black Hills Energy	187.25
4/15/2024	CMTRX00000137	Bank Transaction Entry	WDL000001262	Black Hills Energy	142.41
4/15/2024	CMTRX00000137	Bank Transaction Entry	WDL000001263	Black Hills Energy	136.24
4/15/2024	CMTRX00000137	Bank Transaction Entry	WDL000001264	Black Hills Energy	115.36
4/15/2024	CMTRX00000137	Bank Transaction Entry	WDL000001265	Black Hills Energy	112.26
4/15/2024	CMTRX00000137	Bank Transaction Entry	WDL000001266	Black Hills Energy	89.07
4/15/2024	CMTRX00000137	Bank Transaction Entry	WDL000001267	Black Hills Energy	51.98
4/15/2024	CMTRX00000137	Bank Transaction Entry	WDL000001268	Black Hills Energy	32.66
4/15/2024	CMTRX00000137	Bank Transaction Entry	WDL000001281	FPPA	5,849.35
4/18/2024	CMTRX00000137	Bank Transaction Entry	WDL000001283	Paycom	58,199.01
4/22/2024	CMTRX00000137	Bank Transaction Entry	WDL000001248	Amcobi	964.41
4/22/2024	CMTRX00000137	Bank Transaction Entry	WDL000001249	Amcobi	211.24
4/22/2024	CMTRX00000137	Bank Transaction Entry	WDL000001250	Amcobi	132.25
4/22/2024	CMTRX00000137	Bank Transaction Entry	WDL000001251	Amcobi	129.00
4/22/2024	CMTRX00000137	Bank Transaction Entry	WDL000001252	Amcobi	114.37
4/22/2024	CMTRX00000137	Bank Transaction Entry	WDL000001253	Amcobi	111.85
4/22/2024	CMTRX00000137	Bank Transaction Entry	WDL000001254	Amcobi	90.04
4/22/2024	CMTRX00000137	Bank Transaction Entry	WDL000001255	Amcobi	88.36
4/22/2024	CMTRX00000137	Bank Transaction Entry	WDL000001256	Amcobi	88.36
4/22/2024	CMTRX00000137	Bank Transaction Entry	WDL000001257	Amcobi	88.36
4/22/2024	CMTRX00000137	Bank Transaction Entry	WDL000001258	Amcobi	85.00
4/22/2024	CMTRX00000137	Bank Transaction Entry	WDL000001269	Visa Cardmember Services	12,089.93
4/23/2024	CMTRX00000137	Bank Transaction Entry	WDL000001280	PCS	1,750.57
4/24/2024	CMTRX00000137	Bank Transaction Entry	WDL000001282	FPPA	5,779.22
4/26/2024	CMTRX00000137	Bank Transaction Entry	WDL000001259	Anthem	8,357.04
4/26/2024	CMTRX00000137	Bank Transaction Entry	WDL000001275	Parking Kiosk Fee	5.30
Total ACHs:	37			Total Amount of ACHs:	\$ 172,578.21

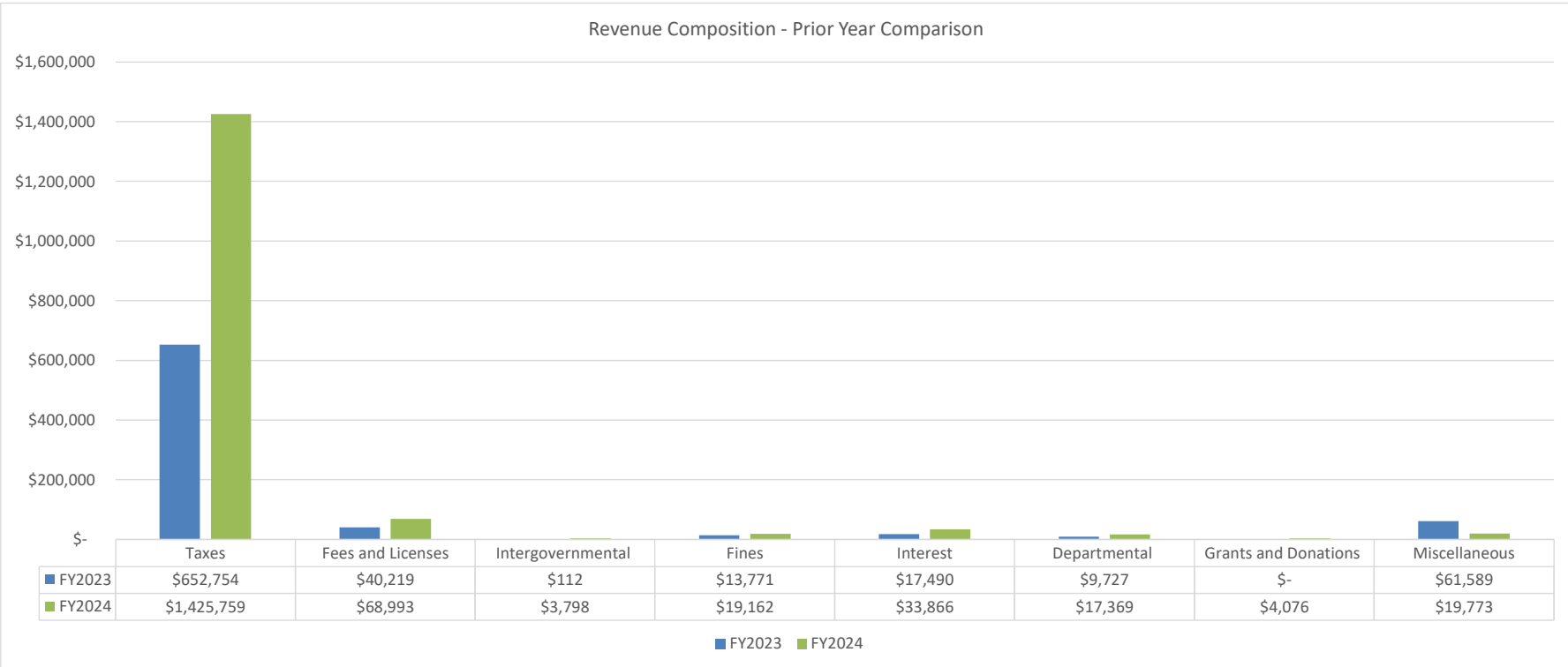
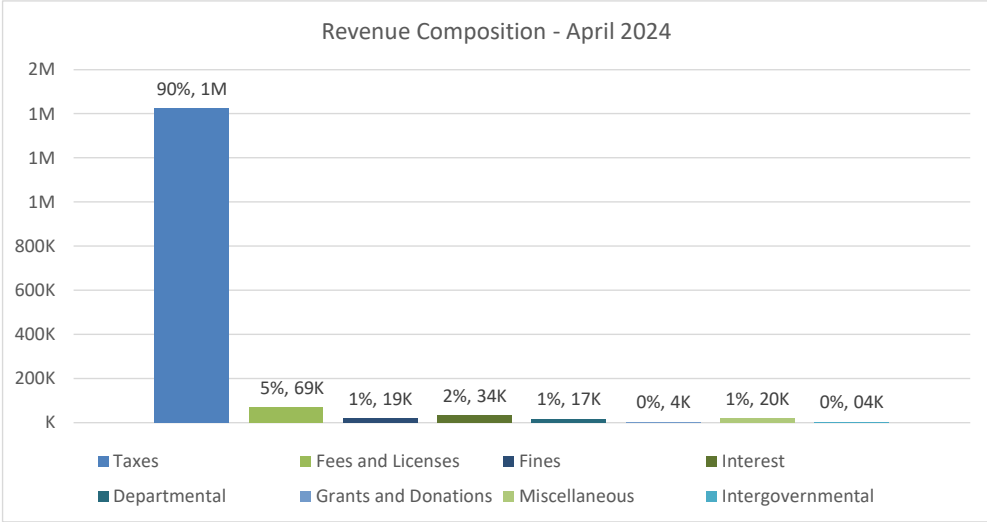
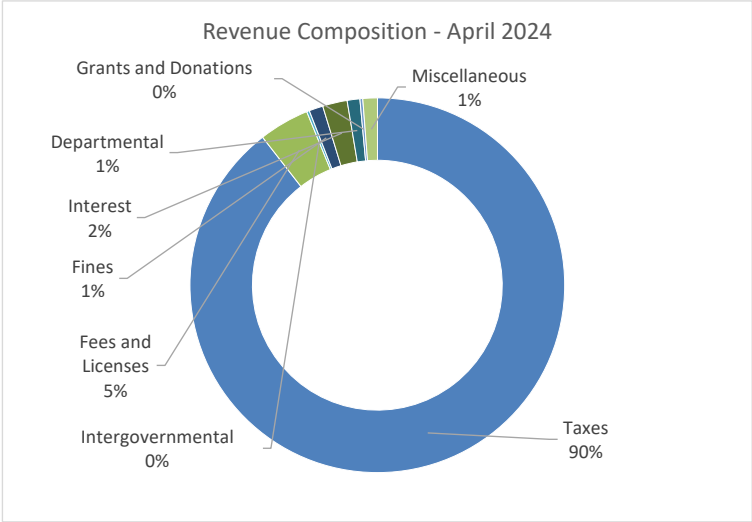


Charts
April 2024

TOWN OF PALMER LAKE

REVENUE CHARTS GENERAL FUND

For the Four Months Ended April 30, 2024
UNAUDITED



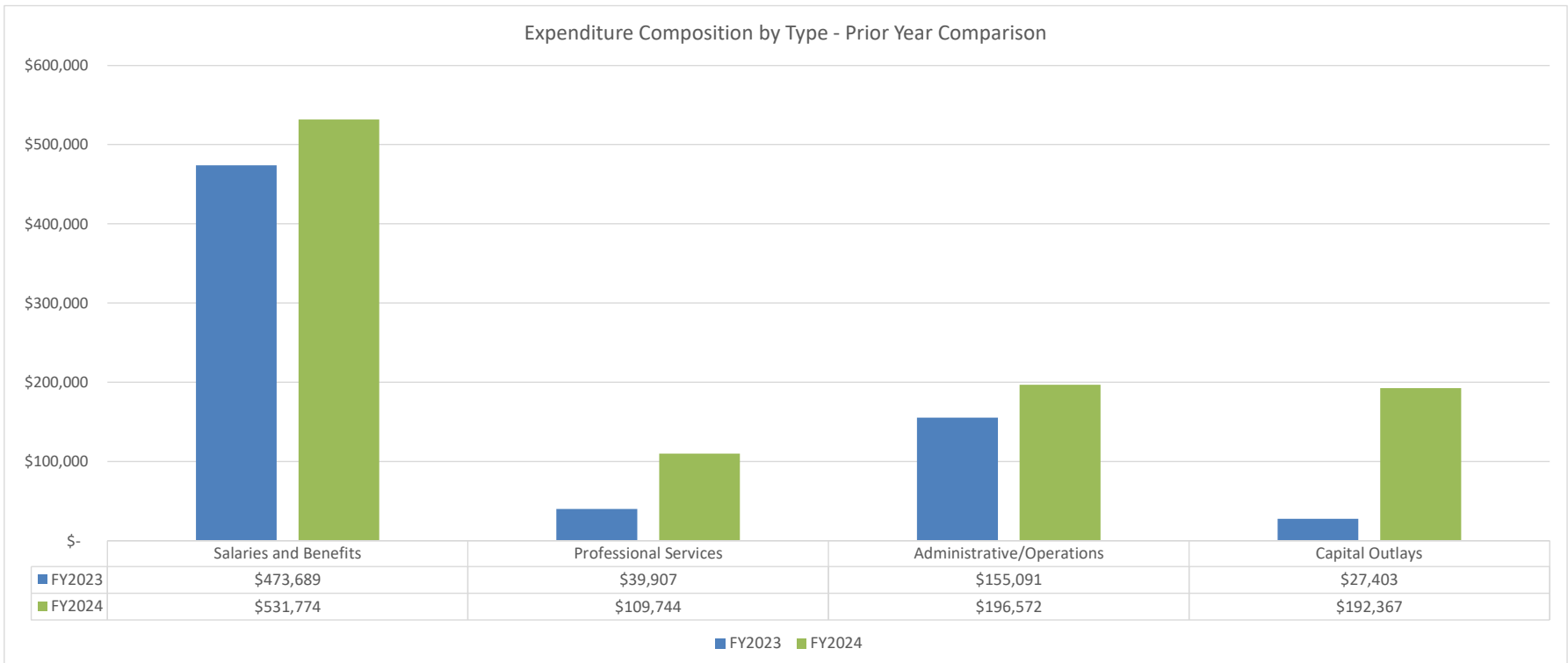
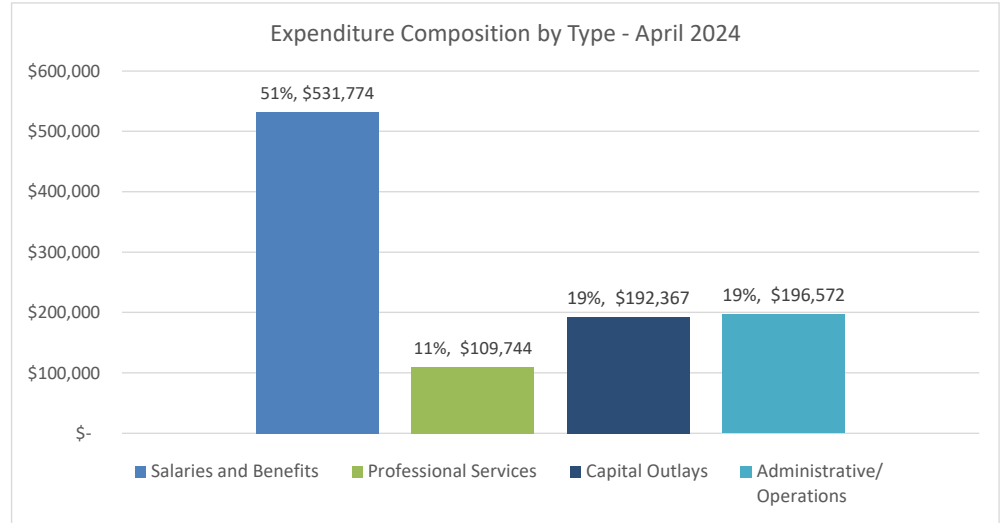
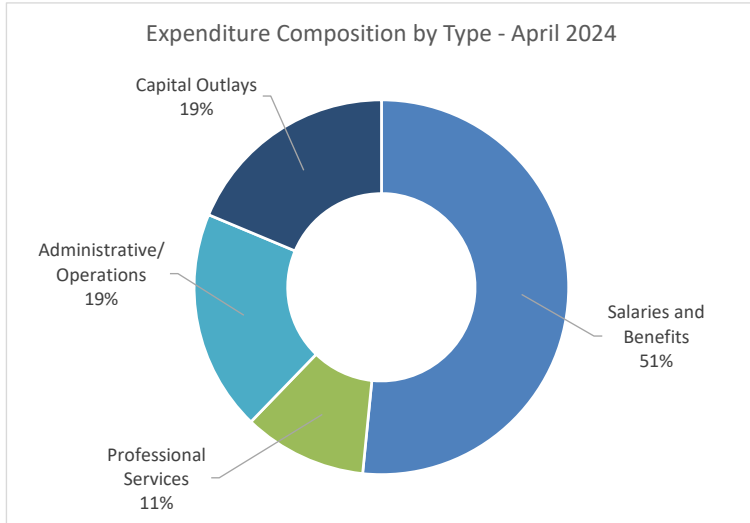
TOWN OF PALMER LAKE

EXPENDITURE CHARTS

GENERAL FUND

For the Four Months Ended April 30, 2024

UNAUDITED



TOWN OF PALMER LAKE

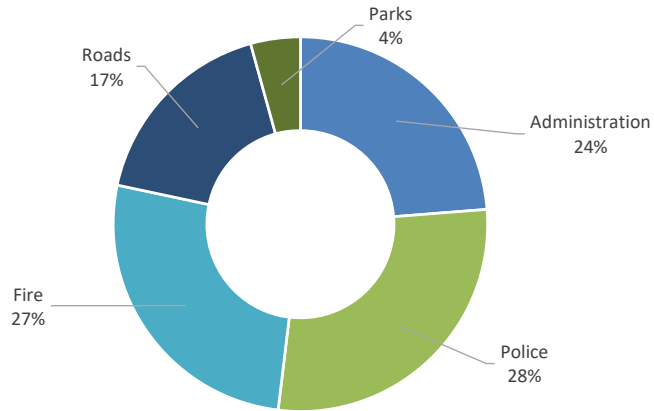
EXPENDITURE CHARTS

GENERAL FUND

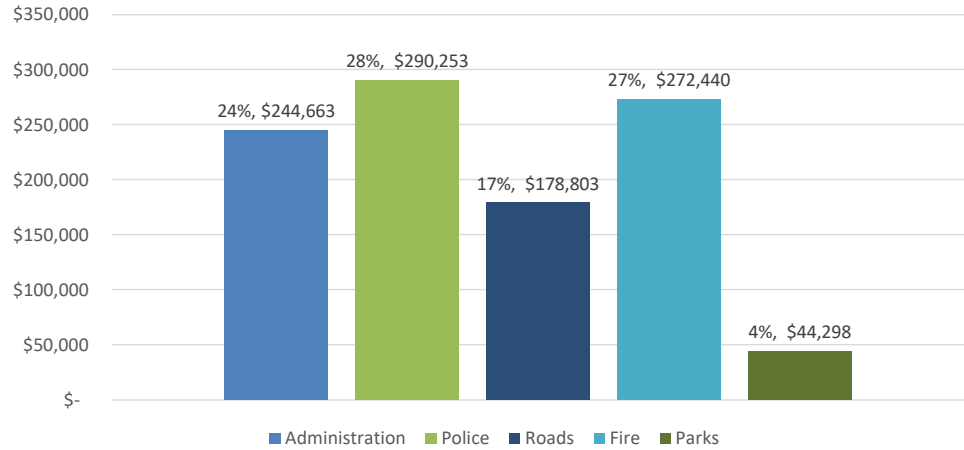
For the Four Months Ended April 30, 2024

UNAUDITED

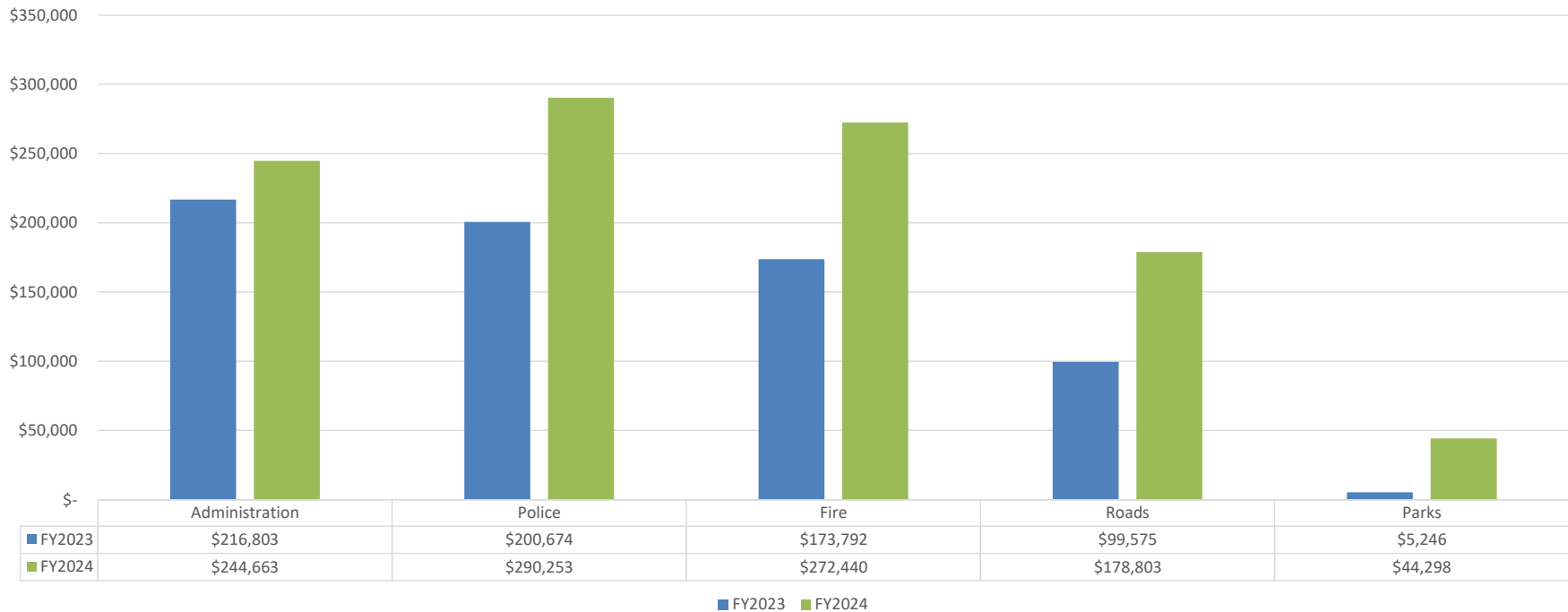
Expenditure Composition by Department - April 2024



Expenditure Composition by Department - April 2024



Expenditure Composition by Department - Prior Year Comparison



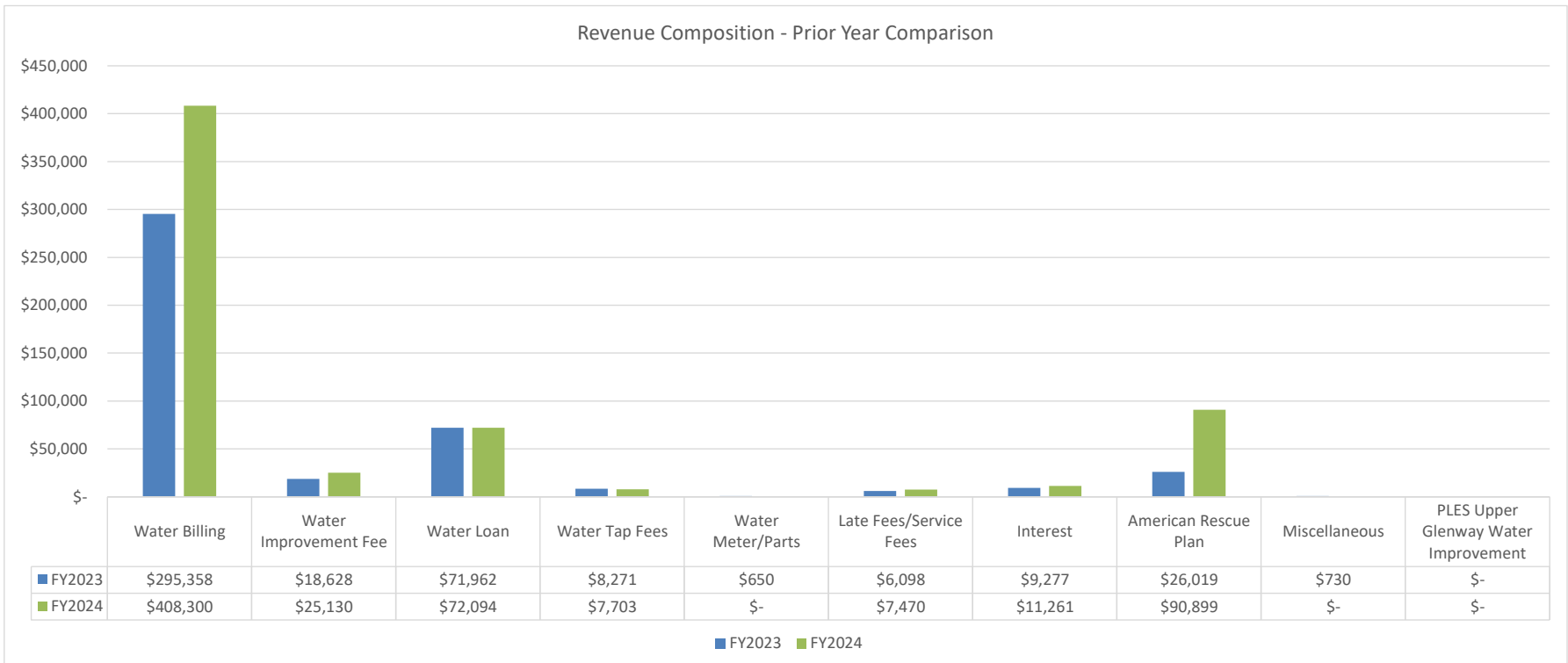
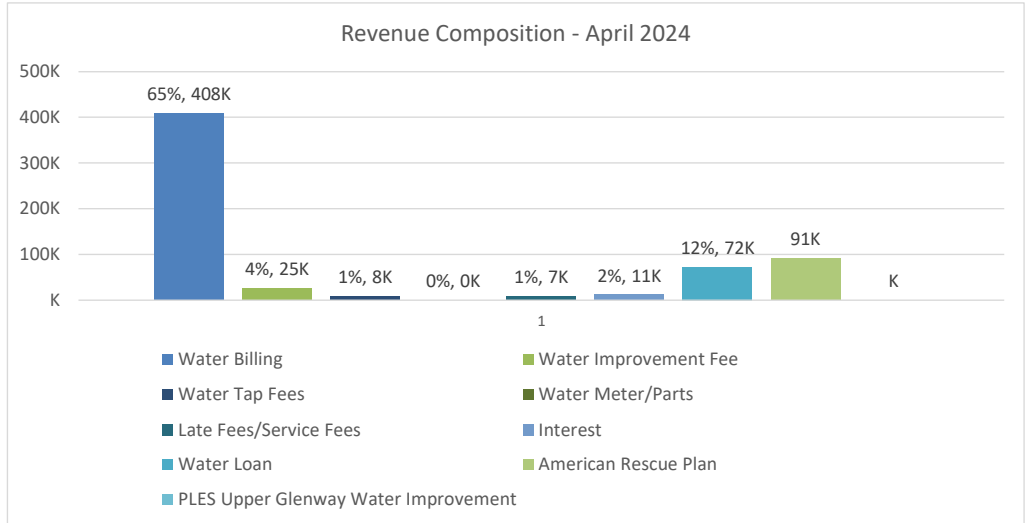
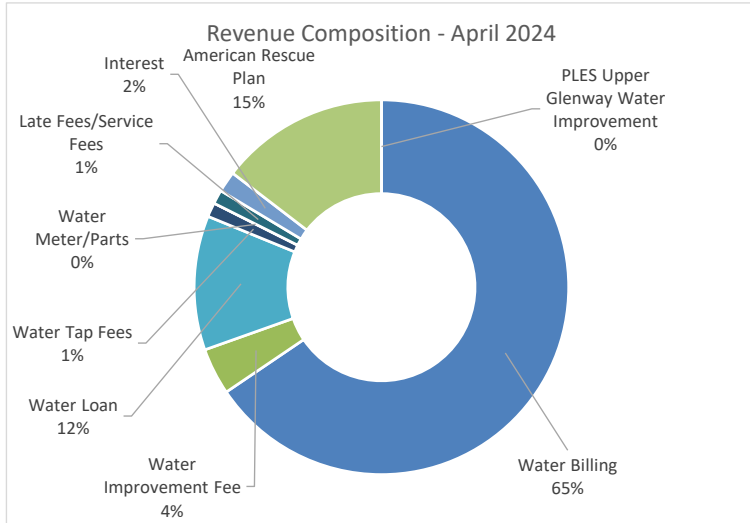
TOWN OF PALMER LAKE

REVENUE CHARTS

WATER ENTERPRISE FUND

For the Four Months Ended April 30, 2024

UNAUDITED



TOWN OF PALMER LAKE

EXPENDITURE CHARTS WATER ENTERPRISE FUND For the Four Months Ended April 30, 2024 UNAUDITED

