

TOWN OF PALMER LAKE

Financial Statements


April 2023

Unaudited



CASH POSITION


April 30, 2023



TOWN OF PALMER LAKE**Schedule of Cash Position****April 30, 2023**

FINANCIAL INSTITUTION	TYPE OF ACCOUNT	CHECKING / SAVINGS	BANK RATE	BALANCE
OPERATING FUNDS:				
Community Banks of CO	General Fund Operating	Checking	n/a	\$ 973,528
<i>* Restricted - Operating Reserve - 3 months (\$582,475)</i>				
Community Banks of CO	Water Fund Operating	Checking	n/a	\$ 1,158,919
<i>* Restricted - Operating Reserve - 3 months (\$236,018)</i>				
Colorado Trust (ColoTrust)	General Fund	Savings	5.03%	\$ 1,446,658
Subtotal - Operating Funds				\$ 3,579,104
RESTRICTED FUNDS:				
Colorado Trust (ColoTrust)	Water Reserve 2010	Savings	5.03%	\$ 184,275
Colorado Trust (ColoTrust)	Water Loan Reserve	Savings	5.03%	\$ 204,149
Colorado Trust (ColoTrust)	Water Savings	Savings	5.03%	\$ 204,783
Colorado Trust (ColoTrust)	Police CIP Reserve	Savings	5.03%	\$ 7
Colorado Trust (ColoTrust)	Fire CIP Reserve	Savings	5.03%	\$ 61,483
Colorado Trust (ColoTrust)	CTF Reserve	Savings	5.03%	\$ 27,997
Colorado Trust (ColoTrust)	Roads CIP Reserve	Savings	5.03%	\$ 10,239
Subtotal - Restricted Funds				\$ 692,933
TOTAL				\$ 4,272,037

GENERAL FUND
April 2023



TOWN OF PALMER LAKE

SCHEDULE OF REVENUE, EXPENDITURES AND CHANGES IN FUND BALANCE - BUDGET AND ACTUAL GENERAL FUND

For the Four Months Ended April 30, 2023
UNAUDITED

	2023 Adopted Budget	Actual	Variance Favorable (Unfavorable)	Percent of Budget (YTD 33%)
REVENUE				
Taxes	\$ 3,664,377	\$ 835,056	\$ (2,829,321)	23%
Fees and Licenses	261,435	91,616	(169,819)	35%
Intergovernmental	6,000	3,193	(2,807)	53%
Fines	90,000	17,322	(72,678)	19%
Interest income	43,000	23,750	(19,250)	55%
Departmental	49,500	13,049	(36,451)	26%
Grants and Donations	395,182	56,938	(338,244)	14%
Miscellaneous income	117,200	67,729	(49,471)	58%
Total Revenue	\$ 4,626,694	\$ 1,108,653	\$ (3,518,041)	24%
EXPENDITURES				
General and Administrative				
Salaries and Benefits	\$ 274,996	\$ 71,652	\$ 203,344	26%
Professional Services	305,475	37,082	268,393	12%
General Administration	585,317	108,069	477,248	18%
Total General and Administrative	\$ 1,165,788	\$ 216,803	\$ 948,985	19%
Police Department				
Salaries and Benefits	\$ 781,175	\$ 178,784	\$ 602,391	23%
Professional Services	-	-	-	0%
General Administration	122,399	19,490	102,909	16%
Total Police Department	\$ 903,574	\$ 198,274	\$ 705,300	22%
Fire Department				
Salaries and Benefits	\$ 867,644	\$ 160,647	\$ 706,997	19%
Professional Services	-	-	-	0%
General Administration	289,420	13,145	276,275	5%
Total Fire Department	\$ 1,157,064	\$ 173,792	\$ 983,272	15%
Public Works Department - Roads				
Salaries and Benefits	\$ 315,186	\$ 62,606	\$ 252,580	20%
Professional Services	30,000	2,825	27,175	9%
General Administration	622,861	23,744	599,117	4%
Total Roads Department	\$ 968,047	\$ 89,175	\$ 878,872	9%
Public Works Department - Parks				
General Administration	\$ 37,040	\$ 4,885	\$ 32,155	13%
Total Parks Department	\$ 37,040	\$ 4,885	\$ 32,155	13%
Grants & Donations	\$ 395,182	\$ 13,161	\$ 382,021	3%
Total Expenditures	\$ 4,626,694	\$ 696,090	\$ 3,930,605	15%
EXCESS OF REVENUE OVER (UNDER) EXPENDITURES				
	\$ -	\$ 412,563	\$ 412,564	
FUNDS BALANCE - BEGINNING OF YEAR - estimated				
		\$ 2,997,181		
FUNDS BALANCE - END OF YEAR				
		\$ 3,409,744		
Less:				
Restricted:				
Operating Reserve - 3 months		(582,475)	<i>Note 1</i>	
Fire and Roads - CIP Reserve		(71,722)		
FUNDS AVAILABLE - END OF YEAR - Unrestricted				
		\$ 2,755,547		

Note 1: A 12 Month Operating Reserve would be Optimum

WATER ENTERPRISE FUND
April 2023



TOWN OF PALMER LAKE

SCHEDULE OF REVENUE, EXPENDITURES AND CHANGES IN FUNDS AVAILABLE - BUDGET AND ACTUAL WATER ENTERPRISE FUND For the Four Months Ended April 30, 2023 UNAUDITED

	2023 Adopted Budget	Actual	Variance Favorable (Unfavorable)	Percent of Budget (YTD 33%)
REVENUE				
Water Revenue	\$ 1,156,000	\$ 367,320	\$ (788,680)	32%
Water Fees	55,000	18,628	(36,372)	34%
Water Taps	100,000	8,271	(91,729)	8%
Late Fees/ Service Fees	14,000	6,098	(7,902)	44%
Water Meters	3,000	650	(2,350)	22%
ARP Funds	259,238	26,019	(233,219)	10%
Interest	14,000	9,277	(4,723)	66%
Miscellaneous	10,200	730	(9,470)	7%
Total Revenue	<u>\$ 1,611,438</u>	<u>\$ 436,993</u>	<u>\$ (1,174,445)</u>	<u>27%</u>
EXPENDITURES				
Salaries and Benefits	\$ 562,906	\$ 122,300	\$ 440,606	22%
Professional Services	183,225	28,990	154,235	16%
Administrative	200,570	61,325	139,245	31%
Operations	222,270	27,527	194,743	12%
Capital	259,238	26,019	233,219	10%
Debt Service	183,229	86,570	96,659	47%
Total Expenditures	<u>\$ 1,611,438</u>	<u>\$ 352,731</u>	<u>\$ 1,258,707</u>	<u>22%</u>
EXCESS OF REVENUE OVER (UNDER) EXPENDITURES	<u>\$ -</u>	<u>\$ 84,262</u>	<u>\$ 84,262</u>	
FUNDS AVAILABLE - BEGINNING OF YEAR -estimated		<u>\$ 818,331</u>		
FUNDS AVAILABLE - END OF YEAR		<u>\$ 902,593</u>		
Less:				
Restricted:				
Operating Reserve - 3 months (CWR&PDA Loan Requirement)		(236,018)	<i>Note 1</i>	
Water Loan Reserve		(204,149)		
Water Reserve - 2010		<u>(184,275)</u>		
FUNDS AVAILABLE - END OF YEAR - Unrestricted		<u><u>\$ 278,151</u></u>		

Note 1: A 12 Month Operating Reserve would be Optimum

CONSERVATION TRUST FUND

April 2023



TOWN OF PALMER LAKE

STATEMENT OF REVENUE, EXPENDITURES AND CHANGES IN FUND BALANCE - BUDGET AND ACTUAL CONSERVATION TRUST FUND For the Four Months Ended April 30, 2023 UNAUDITED

	2023 Adopted Budget	Actual	Variance Favorable (Unfavorable)	Percent of Budget (YTD 33%)
REVENUE				
State Shared Revenue	\$ 36,140	\$ 10,966	\$ (25,174)	30%
Interest/Miscellaneous income	400	438	38	110%
Total Revenue	\$ 36,540	\$ 11,404	\$ (25,136)	31%
EXPENDITURES				
Salaries and Benefits	\$ 20,866	\$ -	\$ 20,866	0%
Administrative	15,674	-	15,674	0%
Total Expenditures	\$ 36,540	\$ -	\$ 36,540	0%
NET CHANGE IN FUND BALANCE	\$ -	\$ 11,404	\$ 11,404	
FUND BALANCE - BEGINNING OF YEAR - estimated		\$ 37,610		
FUND BALANCE - END OF YEAR - Restricted		\$ 49,014		

GRANTS AND DONATIONS

April 2023




GRANTS & DONATIONS SCHEDULE*For Information Purposes Only*

	2023 Budget	4.30.23 Actual
REVENUE		
Colo. State Historical Society ADA Door	\$ 42,000	\$ -
Police Donations/ Grants	5,000	5,877
CDOT PL Elementary Road Improvement	145,682	-
Fire Mitigation Grant	-	48,721
CDOT Bridge Rehab	200,000	-
Parks Donations/ Grants	2,500	2,340
Total Revenue	<u>\$ 395,182</u>	<u>\$ 56,938</u>
EXPENDITURES		
General Administrative		
Colo. State Historical Society ADA Door	\$ 42,000	\$ -
Total General Administrative Expenditures	<u>\$ 42,000</u>	<u>\$ -</u>
Police Department Expenditures		
Grant Expense	\$ 5,000	\$ 2,400
Total Police Department Expenditures	<u>\$ 5,000</u>	<u>\$ 2,400</u>
Roads Department Expenditures		
CDOT Bridge Rehab	\$ 200,000	\$ -
CDOT PL Elementary Road Improvements	145,682	10,400
Total Roads Department Expenditures	<u>\$ 345,682</u>	<u>\$ 10,400</u>
Parks Department Expenditures		
Parks Committee (donations)	\$ 2,500	\$ 361
Total Parks Department Expenditures	<u>\$ 2,500</u>	<u>\$ 361</u>
Total Expenditures	<u>\$ 395,182</u>	<u>\$ 13,161</u>
REVENUE OVER/(UNDER) EXPENDITURES	<u>\$ -</u>	<u>\$ 43,777</u>

Check Register

April 2023



Ranges: From: To: From: To:
 Check Number First Last Check Date 4/1/2023 4/30/2023
 Vendor ID First Last Checkbook ID First Last
 Vendor Name First Last

Sorted By: Check Number

* Voided Checks

Check Number	Vendor ID	Vendor Check Name	Check Date	Checkbook ID	Audit Trail Code	Amount
48805	AMCOBI	AmCobi	4/13/2023	COBANK-CKG 9495	PMCHK00000094	\$3,535.14
48806	AMCOBIIT	AMCOBI	4/13/2023	COBANK-CKG 9495	PMCHK00000094	\$3,761.00
48807	AT&TMOBILITY	AT & T MOBILITY	4/13/2023	COBANK-CKG 9495	PMCHK00000094	\$1,409.44
48808	CENTURYLINK	CENTURYLINK	4/13/2023	COBANK-CKG 9495	PMCHK00000094	\$222.03
48809	COLORADODIVISIO	COLORADO DIVISION OF FIRE PREV	4/13/2023	COBANK-CKG 9495	PMCHK00000094	\$30.00
48810	COREELECTRICCOO	CORE ELECTRIC COOPERATIVE	4/13/2023	COBANK-CKG 9495	PMCHK00000094	\$10,562.04
48811	EMERGENCYNETWOR	EMERGENCY NETWORK SECURITY SYS	4/13/2023	COBANK-CKG 9495	PMCHK00000094	\$30.50
48812	EVANCROCKER	EVAN CROCKER	4/13/2023	COBANK-CKG 9495	PMCHK00000094	\$75.00
48813	HACHCOMPANY	HACH COMPANY	4/13/2023	COBANK-CKG 9495	PMCHK00000094	\$11,108.00
48814	HELLOHOUSEKEEPI	HELLO HOUSEKEEPING	4/13/2023	COBANK-CKG 9495	PMCHK00000094	\$1,200.00
48815	HOMEDEPOTCREDIT	HOME DEPOT CREDIT SERVICES	4/13/2023	COBANK-CKG 9495	PMCHK00000094	\$477.47
48816	MARYRECTALUGO	MARY RECTA-LUGO	4/13/2023	COBANK-CKG 9495	PMCHK00000094	\$75.00
48817	MEYER&SAMS,INC	MEYER & SAMS, INC. DBA GMS, IN	4/13/2023	COBANK-CKG 9495	PMCHK00000094	\$2,365.89
48818	MUNICIPALTREATM	MUNICIPAL TREATMENT EQUIPMENT	4/13/2023	COBANK-CKG 9495	PMCHK00000094	\$148.60
48819	GREASEMONKEY	MY FLEET CENTER	4/13/2023	COBANK-CKG 9495	PMCHK00000094	\$77.11
48820	PAVEMENTREPAIR	PAVEMENT REPAIR & SUPPLIES, IN	4/13/2023	COBANK-CKG 9495	PMCHK00000094	\$1,237.50
48821	RICKAUSMUSTRUCK	RICK AUSMUS TRUCKING	4/13/2023	COBANK-CKG 9495	PMCHK00000094	\$2,212.50
48822	SPRINGSFASTNERC	SPRINGS FASTNER CO.	4/13/2023	COBANK-CKG 9495	PMCHK00000094	\$296.32
48823	STERICYCLE	STERICYCLE, INC.	4/13/2023	COBANK-CKG 9495	PMCHK00000094	\$36.75
48824	T2SYSTEMS	T2 SYSTEMS CANADA INC.	4/13/2023	COBANK-CKG 9495	PMCHK00000094	\$70.00
48825	TNPARKERCONSTRU	TN PARKER CONSTRUCTION	4/13/2023	COBANK-CKG 9495	PMCHK00000094	\$7,243.13
48826	TOTALOFFICE	TOTAL OFFICE	4/13/2023	COBANK-CKG 9495	PMCHK00000094	\$12.05
48827	TRILAKESCHAMBER	TRI-LAKES CHAMBER OF COMMERCE	4/13/2023	COBANK-CKG 9495	PMCHK00000094	\$960.00
48828	TRILAKESPRINTIN	TRI-LAKES PRINTING	4/13/2023	COBANK-CKG 9495	PMCHK00000094	\$243.21
48829	XEROX	XEROX BUSINESS SOLUTIONS SOUTH	4/13/2023	COBANK-CKG 9495	PMCHK00000094	\$1,095.68
48830	MEYER&SAMS,INC	MEYER & SAMS, INC. DBA GMS, IN	4/13/2023	COBANK-CKG 9495	PMCHK00000093	\$5,800.00
48831	ABGROCKYMOUNTAI	ABGRM	4/28/2023	COBANK-CKG 9495	PMCHK00000095	\$350.00
48832	AIRGAS	AIRGAS USA, LLC	4/28/2023	COBANK-CKG 9495	PMCHK00000095	\$113.38
48833	CENTURYLINK	CENTURYLINK	4/28/2023	COBANK-CKG 9495	PMCHK00000095	\$221.01
48834	CHAVEZCONSULTIN	CHAVEZ CONSULTING INC., LLC	4/28/2023	COBANK-CKG 9495	PMCHK00000095	\$825.00
48835	CIRSA	CIRSA	4/28/2023	COBANK-CKG 9495	PMCHK00000095	\$2,314.63
48836	CITYOFFORTCOLLI	CITY OF FORT COLLINS	4/28/2023	COBANK-CKG 9495	PMCHK00000095	\$90.00
48837	COLORADODIVISIO	COLORADO DIVISION OF FIRE PREV	4/28/2023	COBANK-CKG 9495	PMCHK00000095	\$150.00
48838	CKT	COMMON KNOWLEDGE TECHNOLOGY	4/28/2023	COBANK-CKG 9495	PMCHK00000095	\$2,965.00
48839	COMMUNITYMATTER	COMMUNITY MATTERS INSTITUTE	4/28/2023	COBANK-CKG 9495	PMCHK00000095	\$1,698.75
48840	COREANDMAIN	CORE & MAIN LLP	4/28/2023	COBANK-CKG 9495	PMCHK00000095	\$76.76
48841	COREELECTRICCOO	CORE ELECTRIC COOPERATIVE	4/28/2023	COBANK-CKG 9495	PMCHK00000095	\$8,152.03
48842	DPCINDUSTRIES	DPC INDUSTRIES, INC.	4/28/2023	COBANK-CKG 9495	PMCHK00000095	\$77.00
48843	ECS	EMPLOYERS COUNCIL	4/28/2023	COBANK-CKG 9495	PMCHK00000095	\$134.25
48844	ESO	ESO SOLUTIONS, INC.	4/28/2023	COBANK-CKG 9495	PMCHK00000095	\$208.53
48845	FAC	FROMM & COMPANY LLC	4/28/2023	COBANK-CKG 9495	PMCHK00000095	\$5,886.00
48846	GALLS	GALLS, LLC	4/28/2023	COBANK-CKG 9495	PMCHK00000095	\$129.06
48847	HILLSFIRE&SPEED	HILL'S FIRE & SPEED SHOP	4/28/2023	COBANK-CKG 9495	PMCHK00000095	\$581.02
48848	LUMEN	LEVEL 3 COMMUNICATIONS, LLC	4/28/2023	COBANK-CKG 9495	PMCHK00000095	\$548.04
48849	MUNICIPALTREATM	MUNICIPAL TREATMENT EQUIPMENT	4/28/2023	COBANK-CKG 9495	PMCHK00000095	\$6,360.00
48850	GREASEMONKEY	MY FLEET CENTER	4/28/2023	COBANK-CKG 9495	PMCHK00000095	\$77.11
48851	OREILLY	O'REILLY	4/28/2023	COBANK-CKG 9495	PMCHK00000095	\$270.16
48852	OASISLANDSCAPE	OASIS LANDSCAPE & IRRIGATION I	4/28/2023	COBANK-CKG 9495	PMCHK00000095	\$986.70
48853	PALMERLAKESANIT	PALMER LAKE SANITATION	4/28/2023	COBANK-CKG 9495	PMCHK00000095	\$2,054.78
48854	RAMPARTSUPPLY	RAMPART SUPPLY	4/28/2023	COBANK-CKG 9495	PMCHK00000095	\$1,293.22
48855	SAFELITE	SAFELITE FULFILLMENT, INC.	4/28/2023	COBANK-CKG 9495	PMCHK00000095	\$190.31
48856	SGS	SGS NORTH AMERICA, INC.	4/28/2023	COBANK-CKG 9495	PMCHK00000095	\$1,839.84
48857	T2SYSTEMS	T2 SYSTEMS CANADA INC.	4/28/2023	COBANK-CKG 9495	PMCHK00000095	\$70.00
48858	SUPPLYCACHE	THE SUPPLY CACHE	4/28/2023	COBANK-CKG 9495	PMCHK00000095	\$28.08
48859	TRILAKESPRINTIN	TRI-LAKES PRINTING	4/28/2023	COBANK-CKG 9495	PMCHK00000095	\$178.92
48860	TRILAKESSERVICE	TRI-LAKES SERVICE CENTER	4/28/2023	COBANK-CKG 9495	PMCHK00000095	\$1,217.75

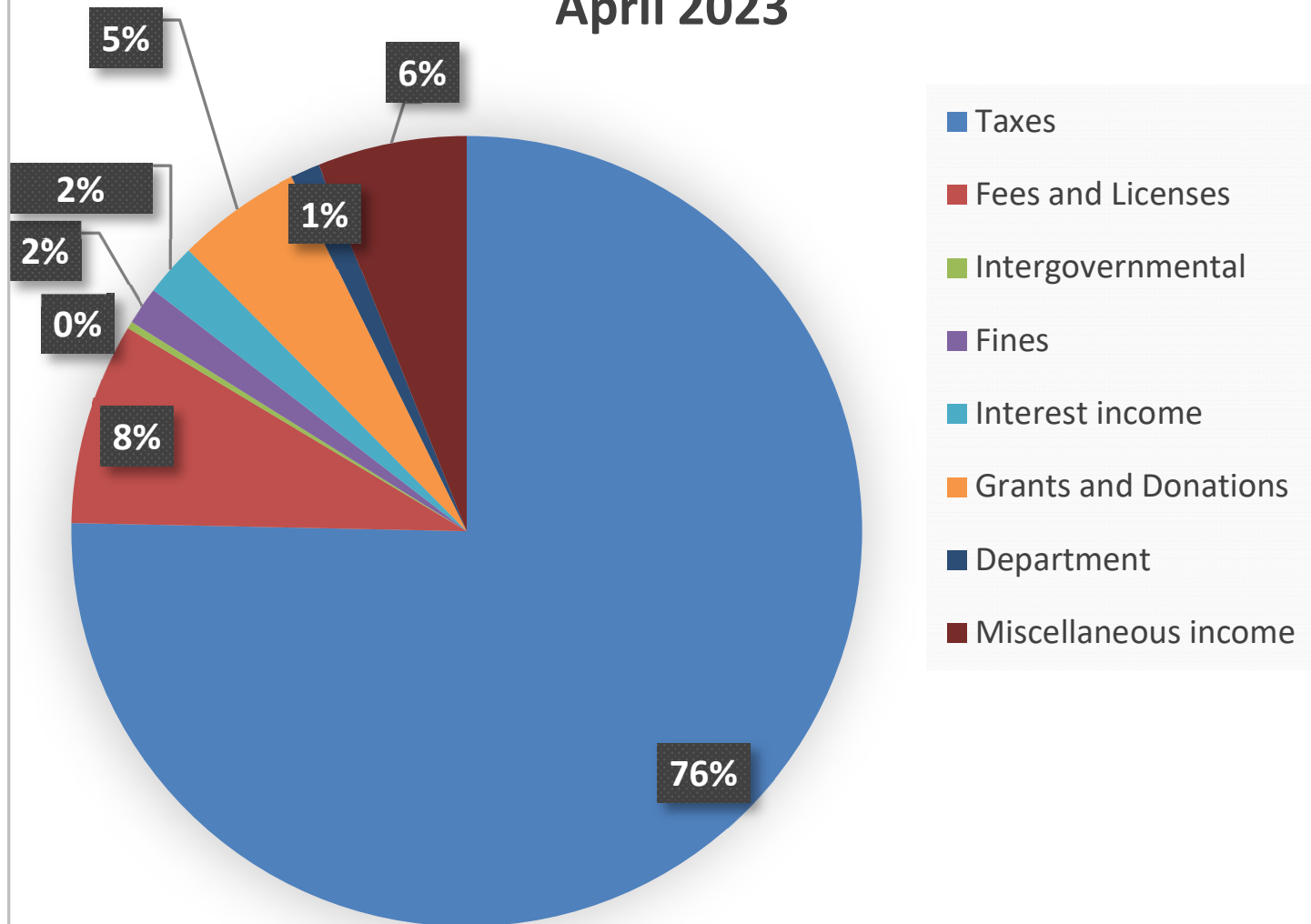
* Voided Checks

Check Number	Vendor ID	Vendor Check Name	Check Date	Checkbook ID	Audit Trail Code	Amount
48861	UNCC	UTILITY NOTIFICATION CENTER OF	4/28/2023	COBANK-CKG 9495	PMCHK00000095	\$32.25
48862	VISUALLABS	VISUAL LABS, INC.	4/28/2023	COBANK-CKG 9495	PMCHK00000095	\$11,880.00
48863	WATERRATESBYBRA	WATER RATES BY BRANDEWIE LLC	4/28/2023	COBANK-CKG 9495	PMCHK00000095	\$4,800.00
48864	WEARPARTS&EQUIP	Wear Parts & Equipment	4/28/2023	COBANK-CKG 9495	PMCHK00000095	\$2,253.08
48865	XEROX	XEROX BUSINESS SOLUTIONS SOUTH	4/28/2023	COBANK-CKG 9495	PMCHK00000095	\$66.91
Total Checks: 61						Total Amount of Checks: \$112,396.93

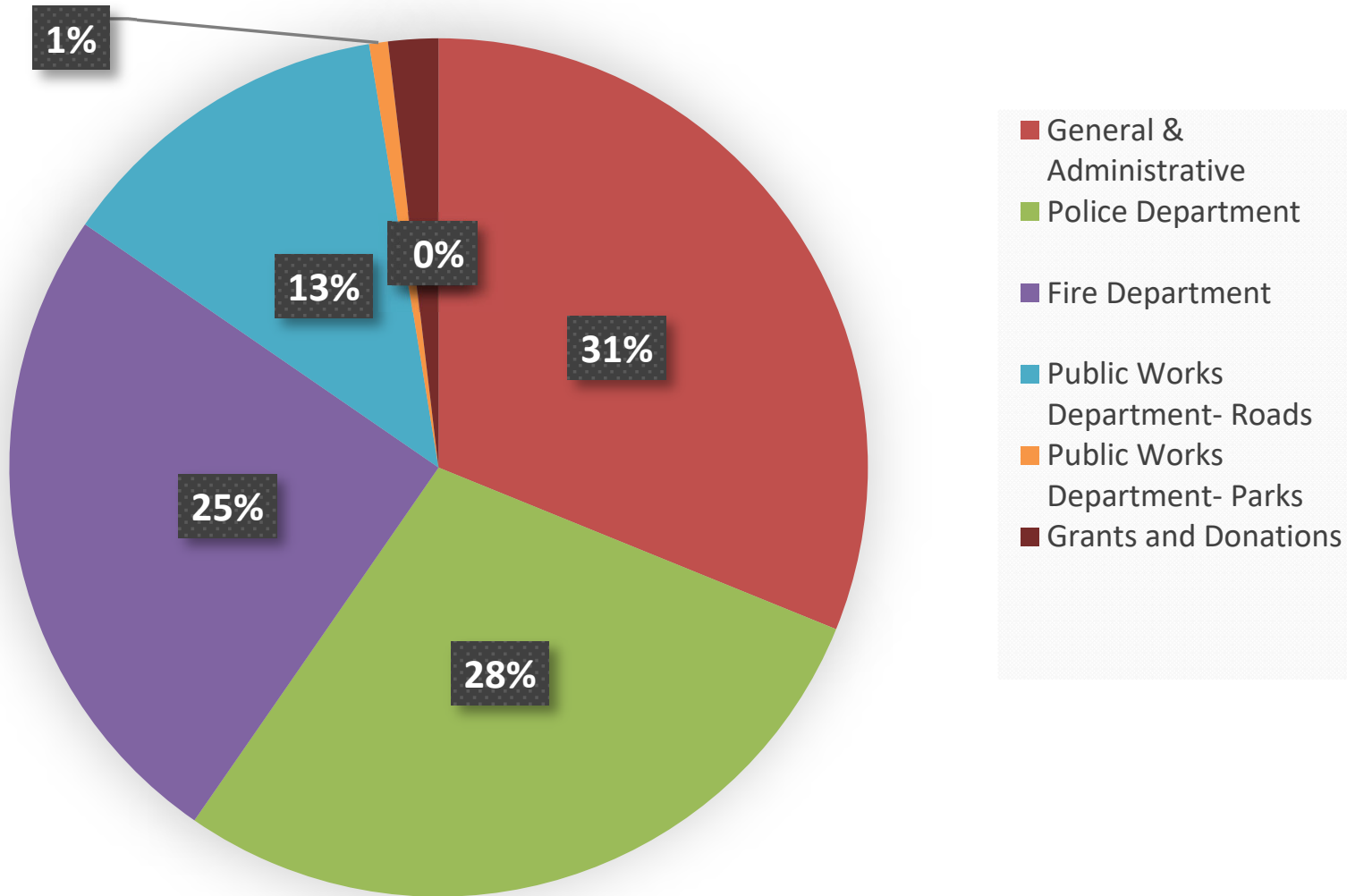
CHARTS
April 2023



General Fund Revenue Breakdown April 2023



General Fund Expenditure Breakdown April 2023



Water Enterprise Fund Expenditure Breakdown April 2023

