



TOWN OF PALMER LAKE

Financial Statements

August 2024

Unaudited



Schedule of Cash Position August 2024

TOWN OF PALMER LAKE
Schedule of Cash Position
August 2024

FINANCIAL INSTITUTION	ACCOUNT NAME	CHECKING / SAVINGS	BANK RATE	BALANCE
GENERAL FUND				
GENERAL FUND OPERATING:				
Community Banks of CO	General Fund Operating	Checking	n/a	\$ 2,587,756
GENERAL FUND RESERVES:				
Colorado Trust (ColoTrust) <i>* Operating Reserve - 3 months (\$752,109)</i>	General Fund Reserve	Savings	5.41%	\$ 1,555,617
Colorado Trust (ColoTrust)	Police Reserve	Savings	5.41%	\$ 7
Colorado Trust (ColoTrust)	Fire Reserve	Savings	5.41%	\$ 66,114
Colorado Trust (ColoTrust)	Roads Reserve	Savings	5.41%	\$ 11,010
General Fund Reserves Subtotal				<u>\$ 1,632,748</u>
General Fund Accounts Total				<u><u>\$ 4,220,504</u></u>
WATER FUND				
WATER FUND OPERATING:				
Community Banks of CO	Water Fund Operating	Checking	n/a	\$ 1,265,743
WATER FUND RESERVES:				
Colorado Trust (ColoTrust)	Water Reserve	Savings	5.41%	\$ 198,154
Colorado Trust (ColoTrust)	Water Cap Imp Reserve	Savings	5.41%	\$ 220,208
RESTRICTED FUNDS (WATER FUND):				
Colorado Trust (ColoTrust) <i>* Restricted - Loan Reserve - 3 months (\$216,571)</i>	Water Loan Reserve	Savings	5.41%	\$ 219,525
Water Fund Accounts Total				<u><u>\$ 1,903,630</u></u>
CONSERVATION TRUST FUND				
CONSERVATION TRUST FUND:				
Colorado Trust (ColoTrust)	CTF Reserve	Savings	5.41%	\$ 30,106
Conservation Trust Fund Account Total				<u><u>\$ 30,106</u></u>



Financial Reports
August 2024

TOWN OF PALMER LAKE

SCHEDULE OF REVENUE, EXPENDITURES AND CHANGES IN FUND BALANCE - BUDGET AND ACTUAL GENERAL FUND

For the Eight Months Ended August 31, 2024
UNAUDITED

	2024 Adopted Budget	Actual	Variance Favorable (Unfavorable)	Percent of Budget (YTD 67%)
REVENUE				
Taxes	\$ 2,794,447	\$ 2,707,256	\$ (87,191)	97%
Fees and Licenses	291,025	159,045	(131,980)	55%
Intergovernmental	7,000	8,658	1,658	124%
Fines	65,000	41,775	(23,225)	64%
Interest	80,000	64,776	(15,224)	81%
Departmental	65,000	48,683	(16,317)	75%
Grants and Donations	1,385,959	170,787	(1,215,172)	12%
Miscellaneous	70,000	29,604	(40,396)	42%
Total Revenue	\$ 4,758,431	\$ 3,230,584	\$ (1,527,847)	68%
EXPENDITURES				
Administration				
Salaries and Benefits	\$ 246,873	\$ 131,315	\$ 115,558	53%
Professional Services	373,000	184,736	188,264	50%
Administrative/Operations	332,936	154,820	178,116	47%
Capital Outlays	10,000	17,146	(7,146)	171%
Total Administration	\$ 962,809	\$ 488,017	\$ 474,792	51%
Police Department				
Salaries and Benefits	\$ 674,622	\$ 418,593	\$ 256,029	62%
Professional Services	112,600	23,568	89,032	21%
Administrative/Operations	86,845	89,457	(2,612)	103%
Capital Outlays	80,000	84,045	(4,045)	105%
Total Police Department	\$ 954,067	\$ 615,663	\$ 338,404	65%
Fire Department				
Salaries and Benefits	\$ 630,741	\$ 402,094	\$ 228,647	64%
Professional Services	10,000	11,015	(1,015)	110%
Administrative/Operations	128,600	60,986	67,614	47%
Capital Outlays	-	35,145	(35,145)	0%
Total Fire Department	\$ 769,341	\$ 509,240	\$ 260,101	66%
Public Works Department - Roads				
Salaries and Benefits	\$ 334,898	\$ 164,723	\$ 170,175	49%
Professional Services	40,300	10,386	29,914	26%
Administrative/Operations	167,500	80,650	86,850	48%
Capital Outlays	1,673,580	384,648	1,288,932	23%
Total Roads Department	\$ 2,216,278	\$ 640,407	\$ 1,575,871	29%
Public Works Department - Parks				
Administrative/Operations	\$ 42,100	\$ 24,967	\$ 17,133	59%
Capital Outlays	\$ 31,000	\$ 24,800	\$ 6,200	80%
Total Parks Department	\$ 73,100	\$ 49,767	\$ 23,333	68%
Total Expenditures	\$ 4,975,596	\$ 2,303,094	\$ 2,672,502	46%
EXCESS OF REVENUE OVER (UNDER)				
EXPENDITURES	\$ (217,165)	\$ 927,490	\$ 1,144,655	
FUND BALANCE - BEGINNING OF YEAR		\$ 3,661,915		
FUND BALANCE - END OF YEAR		\$ 4,589,405		

Recommended Operating Reserve - 3 months

752,109

TOWN OF PALMER LAKE

SCHEDULE OF REVENUE, EXPENDITURES AND CHANGES IN FUNDS AVAILABLE - BUDGET AND ACTUAL WATER ENTERPRISE FUND

For the Eight Months Ended August 31, 2024

UNAUDITED

	2024 Adopted Budget	Actual	Variance Favorable (Unfavorable)	Percent of Budget (YTD 67%)
REVENUE				
Water Billing	\$ 1,375,000	\$ 919,673	\$ (455,327)	67%
Water Improvement Fee	74,000	50,348	(23,652)	68%
Water Loan	216,000	144,262	(71,738)	67%
Water Tap Fees	72,000	16,542	(55,458)	23%
Water Meter/Parts	2,550	-	(2,550)	0%
Late Fees/Service Fees	16,000	13,964	(2,036)	87%
Interest	24,000	22,751	(1,249)	95%
American Rescue Plan	117,390	103,669	(13,721)	88%
PLES Upper Glenway Water Improvement	101,520	-	(101,520)	0%
Total Revenue	<u>\$ 1,998,460</u>	<u>\$ 1,271,209</u>	<u>\$ (727,251)</u>	<u>64%</u>
EXPENDITURES				
Salaries and Benefits	\$ 519,749	\$ 298,891	\$ 220,858	58%
Professional Services	137,000	52,469	84,531	38%
Administrative/Operations	438,300	270,907	167,393	62%
Capital Outlays	649,290	454,606	194,684	70%
Debt Service	207,179	91,570	115,609	44%
Total Expenditures	<u>\$ 1,951,518</u>	<u>\$ 1,168,443</u>	<u>\$ 783,075</u>	<u>60%</u>
EXCESS OF REVENUE OVER (UNDER) EXPENDITURES	<u>\$ 46,942</u>	<u>\$ 102,766</u>	<u>\$ 55,824</u>	
FUND BALANCE - BEGINNING OF YEAR		<u>\$ 1,304,220</u>		
FUND BALANCE - END OF YEAR		<u>\$ 1,406,986</u>		
Less: Restricted Operating Reserve - 3 months		(216,571)	<i>Note 1</i>	
FUND BALANCE - END OF YEAR - Unrestricted		<u><u>\$ 1,190,415</u></u>		

Note 1: CWR&PDA Loan Requirement

TOWN OF PALMER LAKE

STATEMENT OF REVENUE, EXPENDITURES AND CHANGES IN FUND BALANCE - BUDGET AND ACTUAL CONSERVATION TRUST FUND

For the Eight Months Ended August 31, 2024

UNAUDITED

	2024 Adopted Budget	Actual	Variance Favorable (Unfavorable)	Percent of Budget (YTD 67%)
REVENUE				
State Shared Revenue	\$ 36,140	\$ 17,783	\$ (18,357)	49%
Interest	1,200	1,074	(126)	90%
Total Revenue	\$ 37,340	\$ 18,857	\$ (18,483)	51%
EXPENDITURES				
Salaries and Benefits	\$ 14,380	\$ -	\$ 14,380	0%
Administrative/Operations	3,000	-	3,000	0%
Capital Outlays	19,000	-	19,000	0%
Total Expenditures	\$ 36,380	\$ -	\$ 36,380	0%
NET CHANGE IN FUND BALANCE	\$ 960	\$ 18,857	\$ 17,897	
FUND BALANCE - BEGINNING OF YEAR		\$ 59,044		
FUND BALANCE - END OF YEAR - Restricted		\$ 77,901		



Accounts Payable Reports

August 2024

Ranges: From: To: From: To:
 Check Number First Last Check Date 8/1/2024 8/31/2024
 Vendor ID First Last Checkbook ID First Last
 Vendor Name First Last

Sorted By: Check Number

* Voided Checks

Check Number	Vendor ID	Vendor Check Name	Check Date	Checkbook ID	Audit Trail Code	Amount
49990	AMCOBIIT	AMCOBI	8/6/2024	COBANK-CKG 9495	PMCHK00000178	\$4,227.80
49991	EUGENE RAMIREZ	Eugene (Gene) Ramirez	8/6/2024	COBANK-CKG 9495	PMCHK00000178	\$54.78
49992	EVOQUA	EVOQUA WATER TECHNOLOGIES LLC	8/6/2024	COBANK-CKG 9495	PMCHK00000178	\$1,513.00
49993	GALLS	GALLS, LLC	8/6/2024	COBANK-CKG 9495	PMCHK00000178	\$771.42
49994	HACHCOMPANY	HACH COMPANY	8/6/2024	COBANK-CKG 9495	PMCHK00000178	\$15,126.00
49995	HOMEDEPOTCREDIT	HOME DEPOT CREDIT SERVICES	8/6/2024	COBANK-CKG 9495	PMCHK00000178	\$537.77
49996	INTERMOUNTAINSA	INTERMOUNTAIN SALES OF DENVER	8/6/2024	COBANK-CKG 9495	PMCHK00000178	\$1,175.00
49997	KELLYBOOKSLLC	KellyBooks LLC	8/6/2024	COBANK-CKG 9495	PMCHK00000178	\$4,937.50
49998	MCCANDLESTRUCK	MCCANDLESS TRUCK CENTER LLC	8/6/2024	COBANK-CKG 9495	PMCHK00000178	\$2,828.92
49999	MEYER&SAMS,INC	MEYER & SAMS, INC. DBA GMS INC	8/6/2024	COBANK-CKG 9495	PMCHK00000178	\$33,814.82
50000	SOURCEMANAGE	SOURCE MANAGEMENT INC.	8/6/2024	COBANK-CKG 9495	PMCHK00000178	\$12.05
50001	THECOUNTYFIREPR	THE COUNTY FIRE PROTECTION GRO	8/6/2024	COBANK-CKG 9495	PMCHK00000178	\$1,115.28
50002	USDEPTTREASURY	U.S. Department of the Treasur	8/6/2024	COBANK-CKG 9495	PMCHK00000178	\$270.11
50003	AIRGAS	AIRGAS USA, LLC	8/9/2024	COBANK-CKG 9495	PMCHK00000179	\$91.43
50004	ALERT360	ALERT 360	8/9/2024	COBANK-CKG 9495	PMCHK00000179	\$64.06
50005	BIGOTIRES	LEEDS WEST GROUPS DBA BIG O TI	8/9/2024	COBANK-CKG 9495	PMCHK00000179	\$89.99
50006	BRADLEYEXCAVATI	BRADLEY EXCAVATING INC.	8/9/2024	COBANK-CKG 9495	PMCHK00000179	\$27,119.00
50007	CHAVEZCONSULTIN	CHAVEZ CONSULTING INC., LLC	8/9/2024	COBANK-CKG 9495	PMCHK00000179	\$5,025.00
50008	CITYFINANCEACCT	CITY FINANCE ACCT REC	8/9/2024	COBANK-CKG 9495	PMCHK00000179	\$2,250.00
50009	COLORADODEPTOFL	COLORADO DEPARTMENT OF LABOR A	8/9/2024	COBANK-CKG 9495	PMCHK00000179	\$6,199.00
50010	COLORADODIVISIO	COLORADO DIVISION OF FIRE PREV	8/9/2024	COBANK-CKG 9495	PMCHK00000179	\$150.00
50011	COREANDMAIN	CORE & MAIN LLP	8/9/2024	COBANK-CKG 9495	PMCHK00000179	\$11,773.52
50012	ESO	ESO SOLUTIONS, INC.	8/9/2024	COBANK-CKG 9495	PMCHK00000179	\$208.53
50013	HEROESHOLDING	HEROES HOLDING & CONSULTING IN	8/9/2024	COBANK-CKG 9495	PMCHK00000179	\$900.00
50014	HIGHALTITUDEEQU	HIGH ALTITUDE EQUIPMENT	8/9/2024	COBANK-CKG 9495	PMCHK00000179	\$213.30
50015	IHEARTMEDIA	IHEARTMEDIA	8/9/2024	COBANK-CKG 9495	PMCHK00000179	\$550.00
50016	JOYONThEROCK	JOY ON THE ROCK	8/9/2024	COBANK-CKG 9495	PMCHK00000179	\$75.00
50017	L.N.CURTISANDSO	L.N. CURTIS AND SONS	8/9/2024	COBANK-CKG 9495	PMCHK00000179	\$238.38
50018	AHOLINDSAY	Lindsay Aho	8/9/2024	COBANK-CKG 9495	PMCHK00000179	\$90.00
50019	LITTLELOGCHURCH	LITTLE LOG CHURCH	8/9/2024	COBANK-CKG 9495	PMCHK00000179	\$75.00
50020	MYFLEETCENTER	MYFLEETCENTER	8/9/2024	COBANK-CKG 9495	PMCHK00000179	\$147.86
50021	OASISLANDSCAPE	OASIS LANDSCAPE & IRRIGATION I	8/9/2024	COBANK-CKG 9495	PMCHK00000179	\$11,128.78
50022	OLSONENTERTAINM	OLSON ENTERTAINMENT LLC	8/9/2024	COBANK-CKG 9495	PMCHK00000179	\$175.00
50023	PALMERLAKESANIT	PALMER LAKE SANITATION	8/9/2024	COBANK-CKG 9495	PMCHK00000179	\$1,700.52
50024	DPCINDUSTRIES	PVS DX, INC.	8/9/2024	COBANK-CKG 9495	PMCHK00000179	\$70.00
50025	SOLMETEXLLC	SOLMETEX, LLC	8/9/2024	COBANK-CKG 9495	PMCHK00000179	\$75.00
50026	STERICYCLE	STERICYCLE, INC.	8/9/2024	COBANK-CKG 9495	PMCHK00000179	\$40.52
50027	T2SYSTEMS	T2 SYSTEMS CANADA INC.	8/9/2024	COBANK-CKG 9495	PMCHK00000179	\$70.00
50028	TECCPAINTING	TECC PAINTING	8/9/2024	COBANK-CKG 9495	PMCHK00000179	\$75.00
50029	GAZETTE	THE GAZETTE	8/9/2024	COBANK-CKG 9495	PMCHK00000179	\$114.26
50030	TRILAKESGARAGED	TRI-LAKES GARAGE DOORS, LLC	8/9/2024	COBANK-CKG 9495	PMCHK00000179	\$889.46
50031	USDEPTTREASURY	U.S. Department of the Treasur	8/9/2024	COBANK-CKG 9495	PMCHK00000179	\$318.11
50032	UNCC	UTILITY NOTIFICATION CENTER OF	8/9/2024	COBANK-CKG 9495	PMCHK00000179	\$39.99
50033	ABGROCKYMOUNTAI	ABGRM	8/15/2024	COBANK-CKG 9495	PMCHK00000180	\$645.17
50034	ALLWINDOWS	ALL WINDOWS & DOORS PLUS	8/15/2024	COBANK-CKG 9495	PMCHK00000180	\$900.00
50035	AT&TMOBILITY	AT & T MOBILITY	8/15/2024	COBANK-CKG 9495	PMCHK00000180	\$1,650.03
50036	COLORADODIVISIO	COLORADO DIVISION OF FIRE PREV	8/15/2024	COBANK-CKG 9495	PMCHK00000180	\$20.00
50037	COLORADOTRAININ	COLORADO TRAINING SOLUTIONS	8/15/2024	COBANK-CKG 9495	PMCHK00000180	\$4,510.00
50038	CKT	COMMON KNOWLEDGE TECHNOLOGY	8/15/2024	COBANK-CKG 9495	PMCHK00000180	\$2,763.25
50039	COREANDMAIN	CORE & MAIN LLP	8/15/2024	COBANK-CKG 9495	PMCHK00000180	\$1,934.40
50040	DANIELHOLOBENY	DANIEL HOLOBENY	8/15/2024	COBANK-CKG 9495	PMCHK00000180	\$30.00
50041	ELPASOCOCLERK	EL PASO CO. CLERK & RECORDER	8/15/2024	COBANK-CKG 9495	PMCHK00000180	\$1,402.60
50042	GREEN&ASSOCIATE	GREEN & ASSOCIATES LLC	8/15/2024	COBANK-CKG 9495	PMCHK00000180	\$17,800.00
50043	INTELLICHOICE	Intellichoice, Inc.	8/15/2024	COBANK-CKG 9495	PMCHK00000180	\$2,140.37
50044	JAN-PROFRANCHIS	JAN-PRO FRANCHISE DEVELOPMENT	8/15/2024	COBANK-CKG 9495	PMCHK00000180	\$267.75
50045	KROBLAWOFFICES	KROB LAW OFFICE, LLC	8/15/2024	COBANK-CKG 9495	PMCHK00000180	\$7,787.50

* Voided Checks

Check Number	Vendor ID	Vendor Check Name	Check Date	Checkbook ID	Audit Trail Code	Amount
50046	OASISLANDSCAPE	OASIS LANDSCAPE & IRRIGATION I	8/15/2024	COBANK-CKG 9495	PMCHK00000180	\$333.67
50047	REPUBLICSERVICE	REPUBLIC SERVICES #653	8/15/2024	COBANK-CKG 9495	PMCHK00000180	\$1,898.43
50048	T2SYSTEMS	T2 SYSTEMS CANADA INC.	8/15/2024	COBANK-CKG 9495	PMCHK00000180	\$101.20
50049	TLECC	TIMBER LINE ELECTRIC & CONTROL	8/15/2024	COBANK-CKG 9495	PMCHK00000180	\$255.00
50050	WATTSUPFITTINGI	WATTS UPFITTING INC.	8/15/2024	COBANK-CKG 9495	PMCHK00000180	\$1,243.38
50051	WEIDNER	WEIDNER	8/15/2024	COBANK-CKG 9495	PMCHK00000180	\$944.00
50053	CDPHE	CDPHE	8/22/2024	COBANK-CKG 9495	PMCHK00000181	\$525.00
50054	CITYFINANCEACCT	CITY FINANCE ACCT REC	8/22/2024	COBANK-CKG 9495	PMCHK00000181	\$84.00
50055	COREANDMAIN	CORE & MAIN LLP	8/22/2024	COBANK-CKG 9495	PMCHK00000181	\$1,991.36
50056	DAWNGORMAN	DAWN GORMAN	8/22/2024	COBANK-CKG 9495	PMCHK00000181	\$75.00
50057	ENVIROTECH	ENVIROTECH SERVICES, INC.	8/22/2024	COBANK-CKG 9495	PMCHK00000181	\$7,046.63
50058	CICCOLELLAJOH	JOHN CICCOLELLA	8/22/2024	COBANK-CKG 9495	PMCHK00000181	\$320.00
50059	KATHLEENSEEELYE	KATHLEEN SEELYE	8/22/2024	COBANK-CKG 9495	PMCHK00000181	\$75.00
* 50060	KATIEREDINGER	KATIE REDINGER	8/22/2024	COBANK-CKG 9495	PMCHK00000181	\$75.00
50061	MICHELLEMEADE	MICHELLE MEADE	8/22/2024	COBANK-CKG 9495	PMCHK00000181	\$540.00
50062	MONARCHMERCHANT	MONARCH MERCHANDISING	8/22/2024	COBANK-CKG 9495	PMCHK00000181	\$26.00
50063	MOSERTRAINING	MOSER TRAINING SOLUTIONS LLC	8/22/2024	COBANK-CKG 9495	PMCHK00000181	\$650.00
50064	NATASSHAHALVERS	NATASSHA HALVERSON	8/22/2024	COBANK-CKG 9495	PMCHK00000181	\$75.00
50065	NICKIIMPERATO	NICKI IMPERATO	8/22/2024	COBANK-CKG 9495	PMCHK00000181	\$75.00
50066	PHAZZERLLC	PHAZZER, LLC	8/22/2024	COBANK-CKG 9495	PMCHK00000181	\$845.05
50067	STAFONSTEVENS	STAFON STEVENS	8/22/2024	COBANK-CKG 9495	PMCHK00000181	\$855.84
50068	TRINITYLUTHERAN	TRINITY LUTHERAN CHURCH	8/22/2024	COBANK-CKG 9495	PMCHK00000181	\$75.00
50069	USDEPTTREASURY	U.S. Department of the Treasur	8/22/2024	COBANK-CKG 9495	PMCHK00000181	\$281.19
50070	4RIVERSEQUIPMEN	4 RIVERS EQUIPMENT	8/29/2024	COBANK-CKG 9495	PMCHK00000182	\$221.24
50071	BIGOTIRES	LEEDS WEST GROUPS DBA BIG O TI	8/29/2024	COBANK-CKG 9495	PMCHK00000182	\$595.76
50072	CITYOFCRIPPLECR	CITY OF CRIPPLE CREEK	8/29/2024	COBANK-CKG 9495	PMCHK00000182	\$60.00
50073	COLORADODEPARTM	Colorado Department of Agricul	8/29/2024	COBANK-CKG 9495	PMCHK00000182	\$88.00
50074	EASTSPRINGSANIM	EAST SPRINGS ANIMAL HOSPITAL	8/29/2024	COBANK-CKG 9495	PMCHK00000182	\$75.00
50075	EVOQUA	EVOQUA WATER TECHNOLOGIES LLC	8/29/2024	COBANK-CKG 9495	PMCHK00000182	\$1,513.00
50076	OREILLY	O'REILLY	8/29/2024	COBANK-CKG 9495	PMCHK00000182	\$1,036.36
50077	ORKIN	Orkin	8/29/2024	COBANK-CKG 9495	PMCHK00000182	\$545.60
50078	VILLAGEHSD20	VILLAGE HIGH SCHOOL D20	8/29/2024	COBANK-CKG 9495	PMCHK00000182	\$75.00
50079	XEROX	XEROX BUSINESS SOLUTIONS SOUTH	8/29/2024	COBANK-CKG 9495	PMCHK00000182	\$1,718.49
REMIT000000000000004	CENTURYLINK	CENTURYLINK	8/29/2024		PMCHK00000182	\$0.00

Total Checks: 90

Total Amount of Checks: \$202,436.43

Town of Palmer Lake
 ACH REGISTER REPORT
 Payables Management

	From:	To:
ACH Date	8/1/2024	8/31/2024
Checkbook ID	COBANK-CKG 9495	COBANK-CKG 9495

Sorted By: Date

Trx Date	Orig. Audit Trail	Distribution Reference	Orig. Master Number	Orig. Master Name	Amount
8/1/2024	CMTRX00000159	Bank Transaction Entry	WDL000001517	PCS	1,983.97
8/1/2024	CMTRX00000159	Bank Transaction Entry	WDL000001522	FPPA	6,349.02
8/5/2024	CMTRX00000159	Bank Transaction Entry	WDL000001521	Parking Kiosk Fee	516.02
8/6/2024	CMTRX00000159	Bank Transaction Entry	WDL000001526	WEX Fuel	5,558.92
8/7/2024	CMTRX00000159	Bank Transaction Entry	WDL000001516	CORE Electric	8,215.17
8/7/2024	CMTRX00000159	Bank Transaction Entry	WDL000001524	Humana	1,149.28
8/8/2024	CMTRX00000159	Bank Transaction Entry	WDL000001507	Black Hills Energy	135.30
8/8/2024	CMTRX00000160	Bank Transaction Entry	WDL000001528	Paycom	66,166.70
8/13/2024	CMTRX00000159	Bank Transaction Entry	WDL000001508	Black Hills Energy	25.42
8/13/2024	CMTRX00000159	Bank Transaction Entry	WDL000001509	Black Hills Energy	25.42
8/13/2024	CMTRX00000159	Bank Transaction Entry	WDL000001510	Black Hills Energy	25.42
8/13/2024	CMTRX00000159	Bank Transaction Entry	WDL000001511	Black Hills Energy	26.17
8/13/2024	CMTRX00000159	Bank Transaction Entry	WDL000001512	Black Hills Energy	28.40
8/13/2024	CMTRX00000159	Bank Transaction Entry	WDL000001513	Black Hills Energy	29.90
8/13/2024	CMTRX00000159	Bank Transaction Entry	WDL000001514	Black Hills Energy	37.36
8/13/2024	CMTRX00000159	Bank Transaction Entry	WDL000001515	Black Hills Energy	60.46
8/13/2024	CMTRX00000159	Bank Transaction Entry	WDL000001520	Health Equity	7.50
8/13/2024	CMTRX00000159	Bank Transaction Entry	WDL000001525	Pinnacol Assurance	7,523.00
8/14/2024	CMTRX00000159	Bank Transaction Entry	WDL000001518	PCS	1,925.75
8/15/2024	CMTRX00000159	Bank Transaction Entry	WDL000001523	FPPA	6,562.53
8/21/2024	CMTRX00000159	Bank Transaction Entry	WDL000001495	Amcobi	85.00
8/21/2024	CMTRX00000159	Bank Transaction Entry	WDL000001496	Amcobi	89.20
8/21/2024	CMTRX00000159	Bank Transaction Entry	WDL000001497	Amcobi	91.72
8/21/2024	CMTRX00000159	Bank Transaction Entry	WDL000001498	Amcobi	94.60
8/21/2024	CMTRX00000159	Bank Transaction Entry	WDL000001499	Amcobi	107.80
8/21/2024	CMTRX00000159	Bank Transaction Entry	WDL000001500	Amcobi	113.53
8/21/2024	CMTRX00000159	Bank Transaction Entry	WDL000001501	Amcobi	143.05
8/21/2024	CMTRX00000159	Bank Transaction Entry	WDL000001502	Amcobi	174.70
8/21/2024	CMTRX00000159	Bank Transaction Entry	WDL000001503	Amcobi	211.24
8/21/2024	CMTRX00000159	Bank Transaction Entry	WDL000001504	Amcobi	934.51
8/21/2024	CMTRX00000159	Bank Transaction Entry	WDL000001505	Amcobi	1,380.71
8/21/2024	CMTRX00000160	Bank Transaction Entry	WDL000001527	Visa Cardmember Services	7,804.56
8/22/2024	CMTRX00000160	Bank Transaction Entry	WDL000001529	Paycom	70,844.50
8/26/2024	CMTRX00000159	Bank Transaction Entry	WDL000001506	Anthem	10,209.42
8/30/2024	CMTRX00000159	Bank Transaction Entry	WDL000001519	PCS	1,994.85
Total ACHs:	35			Total Amount of ACHs:	\$ 200,631.10

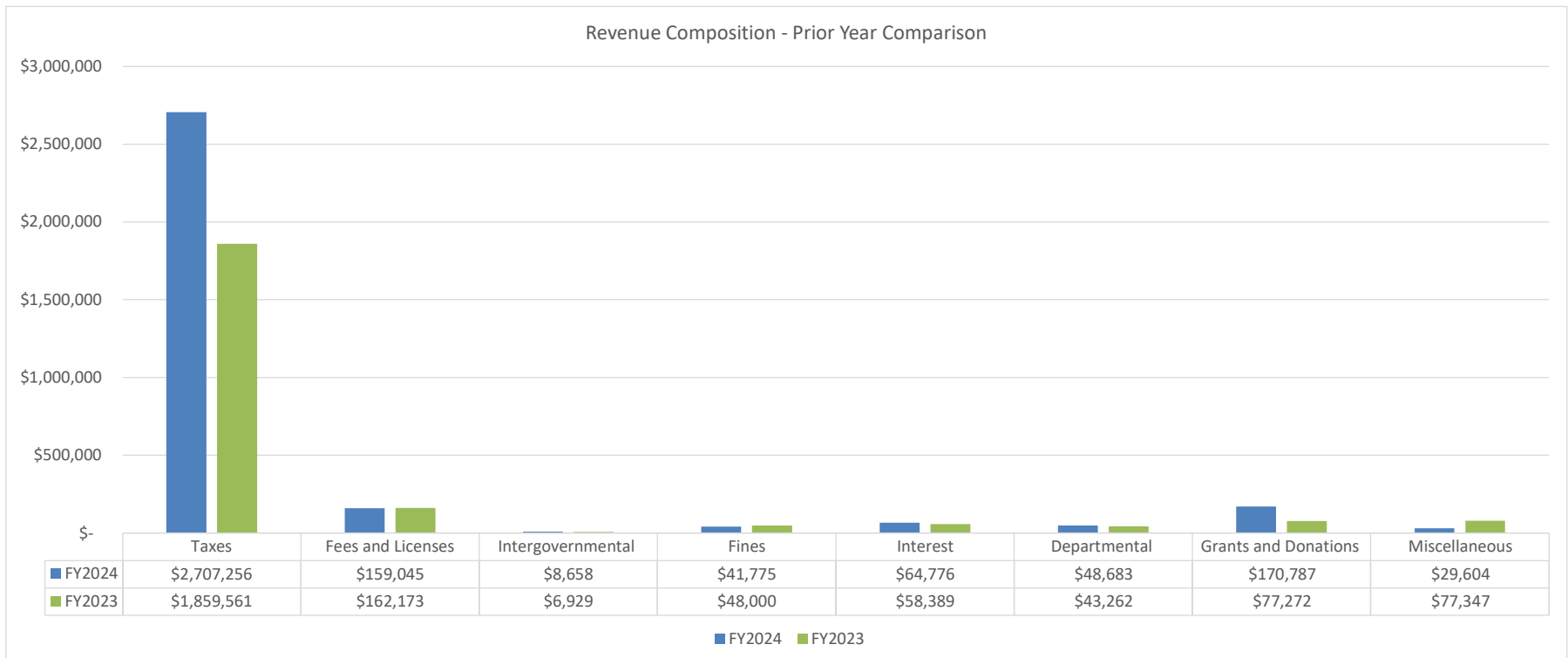
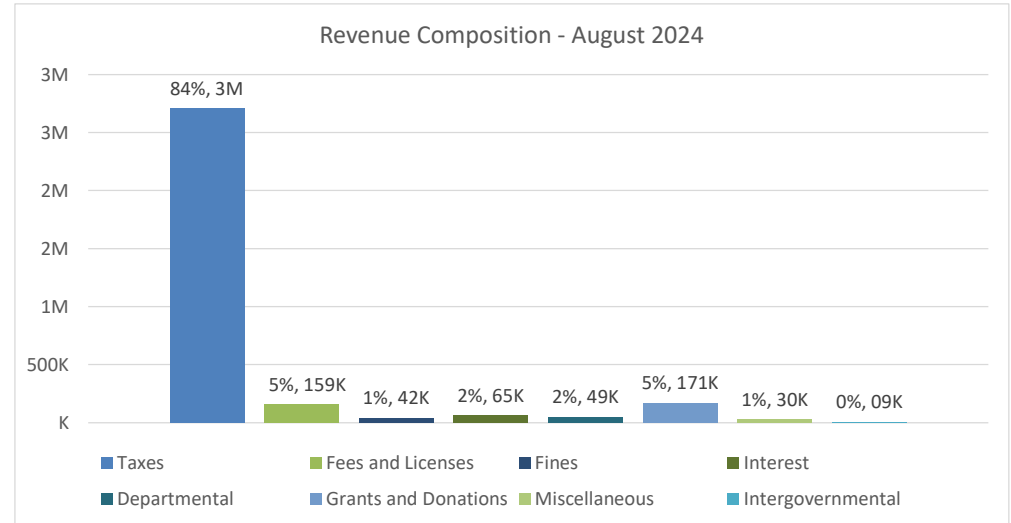
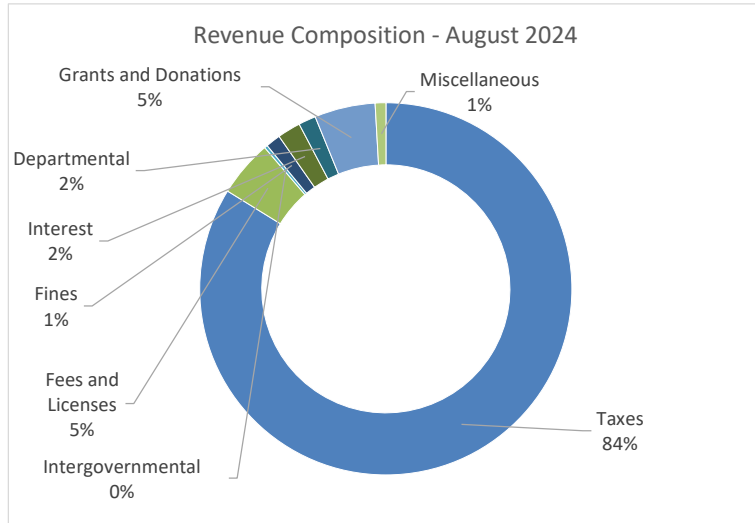


Charts
August 2024

TOWN OF PALMER LAKE

REVENUE CHARTS GENERAL FUND

For the Eight Months Ended August 31, 2024
UNAUDITED



TOWN OF PALMER LAKE

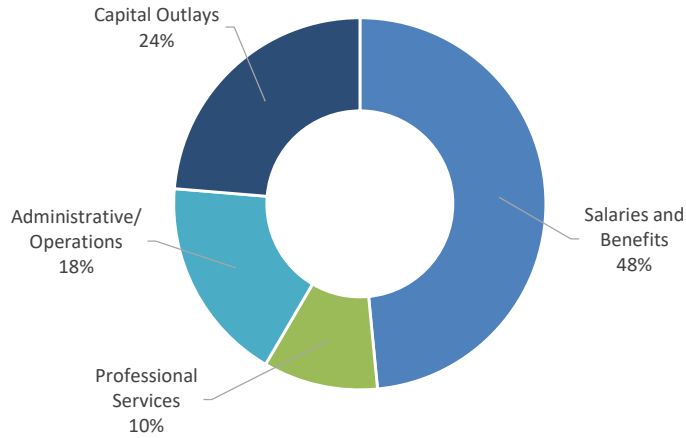
EXPENDITURE CHARTS

GENERAL FUND

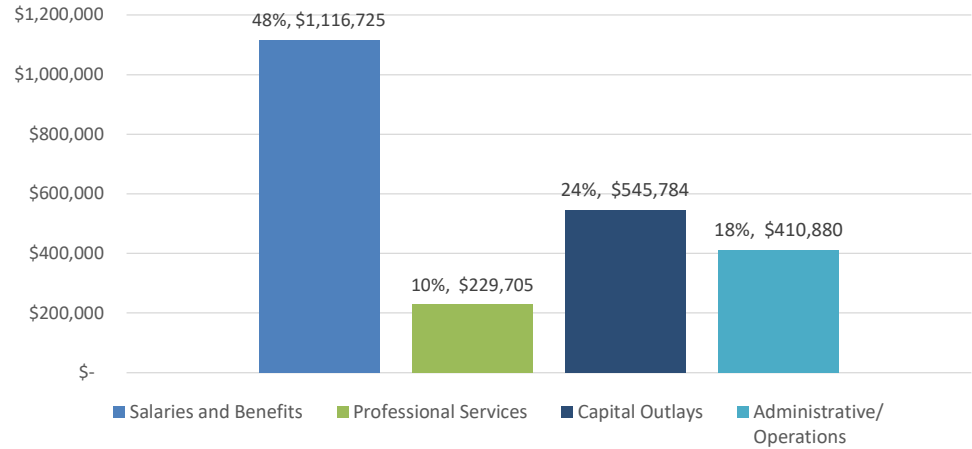
For the Eight Months Ended August 31, 2024

UNAUDITED

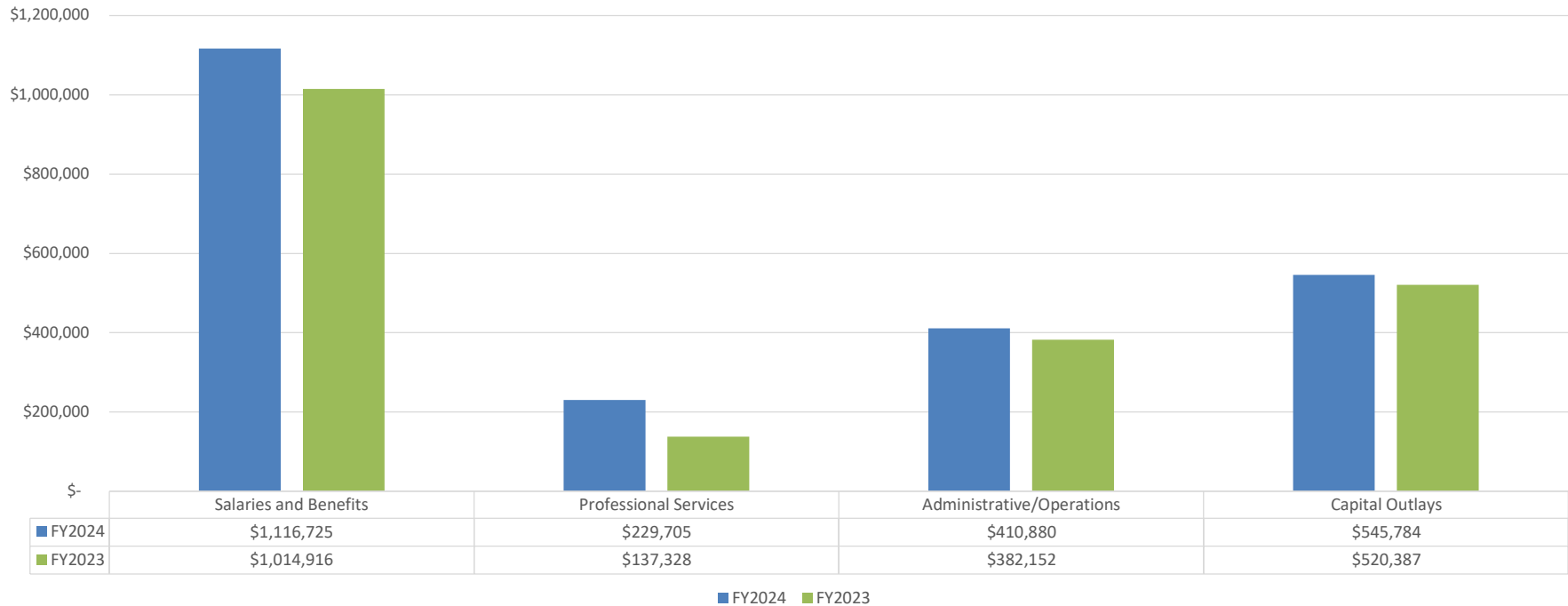
Expenditure Composition by Type - August 2024



Expenditure Composition by Type - August 2024



Expenditure Composition by Type - Prior Year Comparison



TOWN OF PALMER LAKE

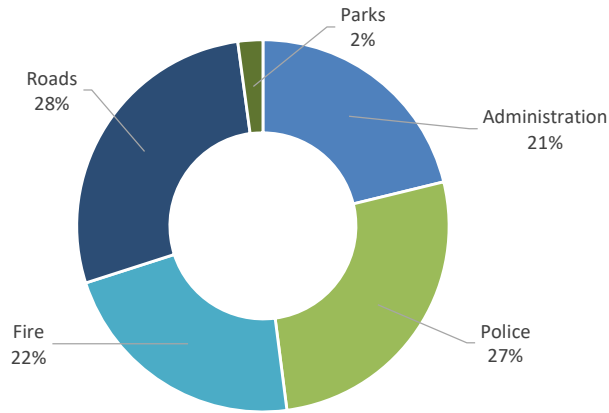
EXPENDITURE CHARTS

GENERAL FUND

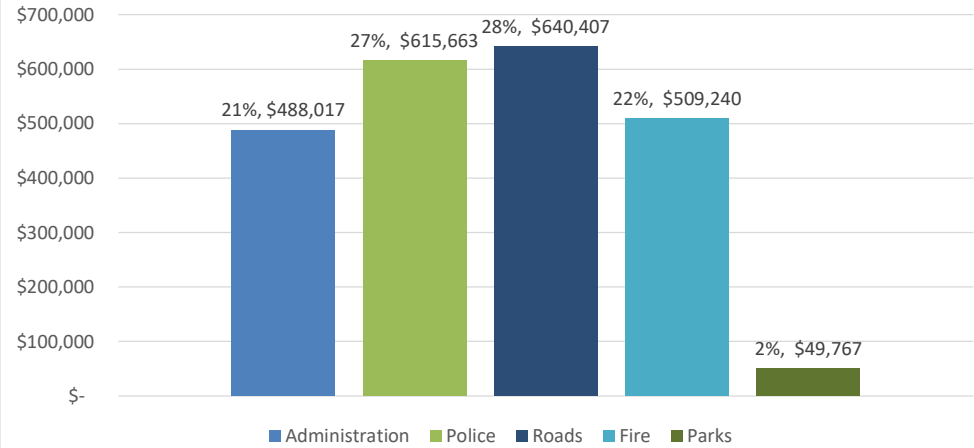
For the Eight Months Ended August 31, 2024

UNAUDITED

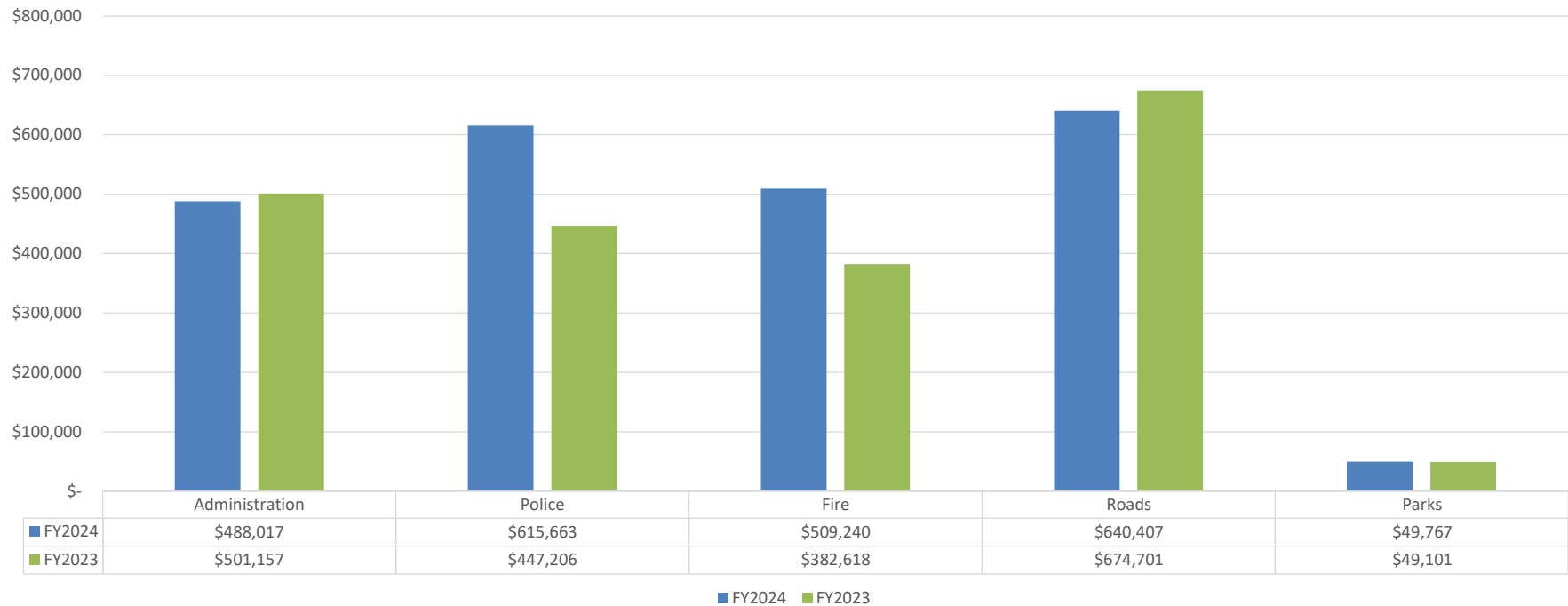
Expenditure Composition by Department - August 2024



Expenditure Composition by Department - August 2024



Expenditure Composition by Department - Prior Year Comparison



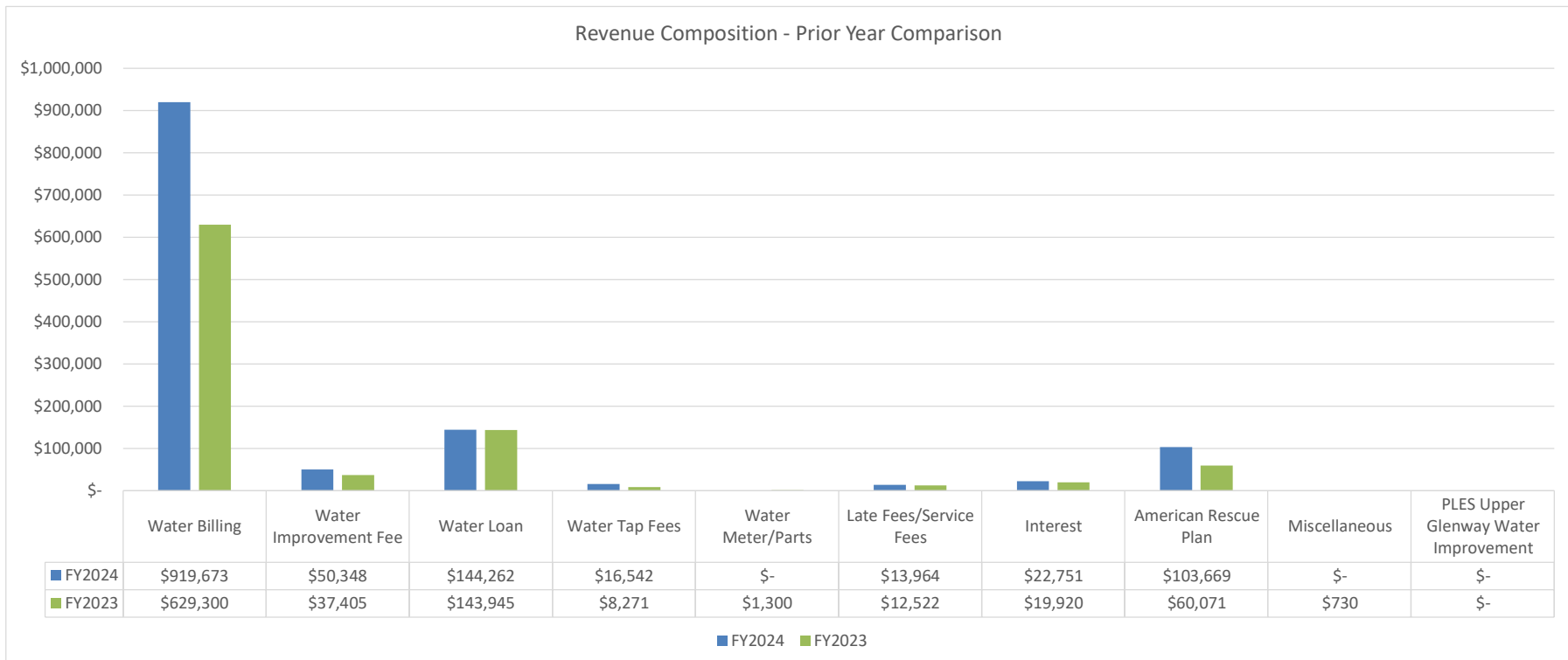
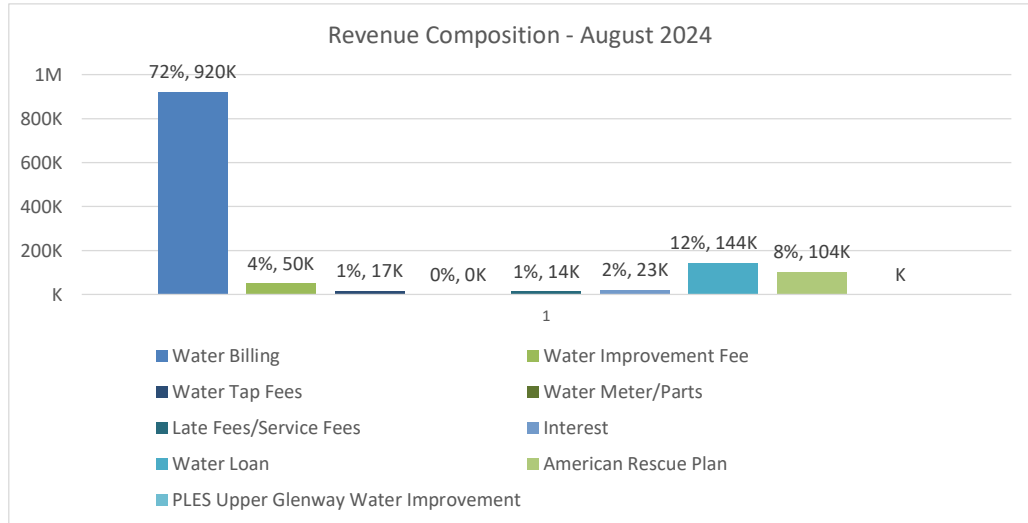
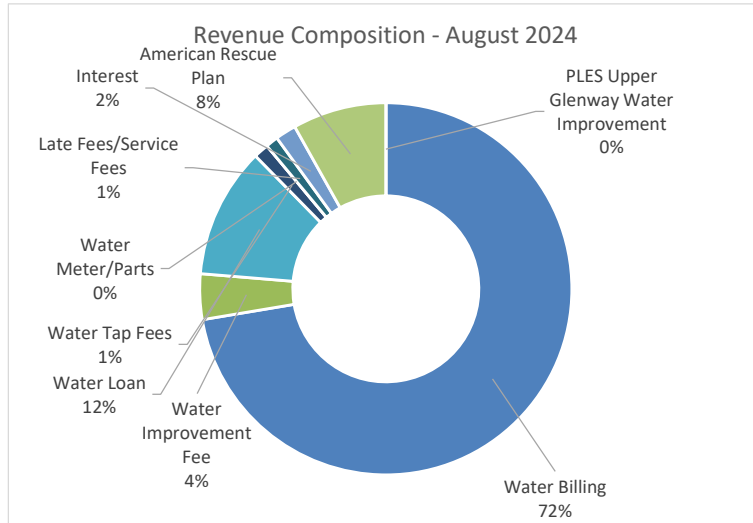
TOWN OF PALMER LAKE

REVENUE CHARTS

WATER ENTERPRISE FUND

For the Eight Months Ended August 31, 2024

UNAUDITED



TOWN OF PALMER LAKE

EXPENDITURE CHARTS

WATER ENTERPRISE FUND

For the Eight Months Ended August 31, 2024

UNAUDITED

