

TOWN OF PALMER LAKE

Financial Statements


June 2023

Unaudited



CASH POSITION

June 30, 2023



TOWN OF PALMER LAKE**Schedule of Cash Position****June 30, 2023**

FINANCIAL INSTITUTION	TYPE OF ACCOUNT	CHECKING / SAVINGS	BANK RATE	BALANCE
OPERATING FUNDS:				
Community Banks of CO	General Fund Operating	Checking	n/a	\$ 1,221,716
<i>* Restricted - Operating Reserve - 3 months (\$582,342)</i>				
Community Banks of CO	Water Fund Operating	Checking	n/a	\$ 1,150,966
<i>* Restricted - Operating Reserve - 3 months (\$224,600)</i>				
Colorado Trust (ColoTrust)	General Fund	Savings	5.22%	\$ 1,459,249
Subtotal - Operating Funds				\$ 3,831,930
RESTRICTED FUNDS:				
Colorado Trust (ColoTrust)	Water Reserve 2010	Savings	5.22%	\$ 185,879
Colorado Trust (ColoTrust)	Water Loan Reserve	Savings	5.22%	\$ 205,926
Colorado Trust (ColoTrust)	Water Savings	Savings	5.22%	\$ 206,566
Colorado Trust (ColoTrust)	Police CIP Reserve	Savings	5.22%	\$ 7
Colorado Trust (ColoTrust)	Fire CIP Reserve	Savings	5.22%	\$ 62,018
Colorado Trust (ColoTrust)	CTF Reserve	Savings	5.22%	\$ 28,241
Colorado Trust (ColoTrust)	Roads CIP Reserve	Savings	5.22%	\$ 10,328
Subtotal - Restricted Funds				\$ 698,964
TOTAL				\$ 4,530,894

GENERAL FUND
June 2023



TOWN OF PALMER LAKE

SCHEDULE OF REVENUE, EXPENDITURES AND CHANGES IN FUND BALANCE - BUDGET AND ACTUAL GENERAL FUND


For the Six Months Ended June 30, 2023
UNAUDITED

	2023 Adopted Budget	Actual	Variance Favorable (Unfavorable)	Percent of Budget (YTD 50%)
REVENUE				
Taxes	\$ 3,664,377	\$ 1,423,973	\$ (2,240,404)	39%
Fees and Licenses	261,435	133,859	(127,576)	51%
Intergovernmental	6,000	3,193	(2,807)	53%
Fines	90,000	29,291	(60,709)	33%
Interest income	43,000	42,548	(452)	99%
Departmental	49,500	25,657	(23,843)	52%
Grants and Donations	395,182	73,099	(322,083)	18%
Miscellaneous income	117,200	72,821	(44,379)	62%
Total Revenue	\$ 4,626,694	\$ 1,804,441	\$ (2,822,253)	39%
EXPENDITURES				
General and Administrative				
Salaries and Benefits	\$ 274,996	\$ 109,624	\$ 165,372	40%
Professional Services	305,475	66,029	239,446	22%
General Administration	585,317	136,060	449,257	23%
Total General and Administrative	\$ 1,165,788	\$ 311,713	\$ 854,075	27%
Police Department				
Salaries and Benefits	\$ 781,175	\$ 295,947	\$ 485,228	38%
Professional Services	-	2,953	(2,953)	0%
General Administration	122,399	26,203	96,196	21%
Total Police Department	\$ 903,574	\$ 325,103	\$ 578,471	36%
Fire Department				
Salaries and Benefits	\$ 867,644	\$ 249,796	\$ 617,848	29%
Professional Services	-	2,335	(2,335)	0%
General Administration	289,420	30,158	259,262	10%
Total Fire Department	\$ 1,157,064	\$ 282,289	\$ 874,775	24%
Public Works Department - Roads				
Salaries and Benefits	\$ 315,186	\$ 108,382	\$ 206,804	34%
Professional Services	30,000	5,057	24,943	17%
General Administration	622,861	53,514	569,347	9%
Total Roads Department	\$ 968,047	\$ 166,953	\$ 801,094	17%
Public Works Department - Parks				
General Administration	\$ 37,040	\$ 8,949	\$ 28,091	24%
Total Parks Department	\$ 37,040	\$ 8,949	\$ 28,091	24%
Grants & Donations	\$ 395,182	\$ 26,156	\$ 369,026	7%
Total Expenditures	\$ 4,626,694	\$ 1,121,163	\$ 3,505,532	24%
EXCESS OF REVENUE OVER (UNDER) EXPENDITURES				
	\$ -	\$ 683,278	\$ 683,279	
FUNDS BALANCE - BEGINNING OF YEAR				
		\$ 2,880,403		
FUNDS BALANCE - END OF YEAR				
		\$ 3,563,681		
Less:				
Restricted:				
Operating Reserve - 3 months		(582,342)	<i>Note 1</i>	
Fire and Roads - CIP Reserve		(72,346)		
FUNDS AVAILABLE - END OF YEAR - Unrestricted				
		\$ 2,908,993		

Note 1: A 12 Month Operating Reserve would be Optimum

WATER ENTERPRISE FUND

June 2023



TOWN OF PALMER LAKE

SCHEDULE OF REVENUE, EXPENDITURES AND CHANGES IN FUNDS AVAILABLE - BUDGET AND ACTUAL WATER ENTERPRISE FUND For the Six Months Ended June 30, 2023 UNAUDITED

	2023 Adopted Budget	Actual	Variance Favorable (Unfavorable)	Percent of Budget (YTD 50%)
REVENUE				
Water Revenue	\$ 1,156,000	\$ 561,198	\$ (594,802)	49%
Water Fees	55,000	28,018	(26,982)	51%
Water Taps	100,000	8,271	(91,729)	8%
Late Fees/ Service Fees	14,000	9,842	(4,158)	70%
Water Meters	3,000	1,300	(1,700)	43%
ARP Funds	259,238	50,199	(209,039)	19%
Interest	14,000	14,440	440	103%
Miscellaneous	10,200	730	(9,470)	7%
Total Revenue	<u>\$ 1,611,438</u>	<u>\$ 673,998</u>	<u>\$ (937,440)</u>	<u>42%</u>
EXPENDITURES				
Salaries and Benefits	\$ 562,906	\$ 195,818	\$ 367,088	35%
Professional Services	183,225	45,033	138,192	25%
Administrative	200,570	81,994	118,576	41%
Operations	222,270	47,199	175,071	21%
Capital	259,238	50,199	209,039	19%
Debt Service	183,229	91,570	91,659	50%
Total Expenditures	<u>\$ 1,611,438</u>	<u>\$ 511,813</u>	<u>\$ 1,099,625</u>	<u>32%</u>
EXCESS OF REVENUE OVER (UNDER) EXPENDITURES	<u>\$ -</u>	<u>\$ 162,185</u>	<u>\$ 162,185</u>	
FUNDS AVAILABLE - BEGINNING OF YEAR		<u>\$ 958,494</u>		
FUNDS AVAILABLE - END OF YEAR		<u>\$ 1,120,679</u>		
Less:				
Restricted:				
Operating Reserve - 3 months (CWR&PDA Loan Requirement)		(224,600)	<i>Note 1</i>	
Water Loan Reserve		(205,926)		
Water Reserve - 2010		<u>(185,879)</u>		
FUNDS AVAILABLE - END OF YEAR - Unrestricted		<u><u>\$ 504,274</u></u>		

Note 1: A 12 Month Operating Reserve would be Optimum

CONSERVATION TRUST FUND

June 2023



TOWN OF PALMER LAKE

STATEMENT OF REVENUE, EXPENDITURES AND CHANGES IN FUND BALANCE - BUDGET AND ACTUAL CONSERVATION TRUST FUND For the Six Months Ended June 30, 2023 UNAUDITED

	2023 Adopted Budget	Actual	Variance Favorable (Unfavorable)	Percent of Budget (YTD 50%)
REVENUE				
State Shared Revenue	\$ 36,140	\$ 19,573	\$ (16,567)	54%
Interest/Miscellaneous income	400	681	281	170%
Total Revenue	<u>\$ 36,540</u>	<u>\$ 20,254</u>	<u>\$ (16,286)</u>	<u>55%</u>
EXPENDITURES				
Salaries and Benefits	\$ 20,866	\$ -	\$ 20,866	0%
Administrative	15,674	-	15,674	0%
Total Expenditures	<u>\$ 36,540</u>	<u>\$ -</u>	<u>\$ 36,540</u>	<u>0%</u>
NET CHANGE IN FUND BALANCE	<u>\$ -</u>	<u>\$ 20,254</u>	<u>\$ 20,254</u>	
FUND BALANCE - BEGINNING OF YEAR		<u>\$ 37,609</u>		
FUND BALANCE - END OF YEAR - Restricted		<u><u>\$ 57,863</u></u>		

GRANTS AND DONATIONS

June 2023




GRANTS & DONATIONS SCHEDULE

For Information Purposes Only

	2023 Budget	6.30.23 Actual
REVENUE		
Colo. State Historical Society ADA Door	\$ 42,000	\$ -
Police Donations/ Grants	5,000	5,977
CDOT PL Elementary Road Improvement	145,682	16,061
Fire Mitigation Grant	-	48,721
CDOT Bridge Rehab	200,000	-
Parks Donations/ Grants	2,500	2,340
Total Revenue	<u>\$ 395,182</u>	<u>\$ 73,099</u>
EXPENDITURES		
General Administrative		
Colo. State Historical Society ADA Door	\$ 42,000	\$ -
Total General Administrative Expenditures	<u>\$ 42,000</u>	<u>\$ -</u>
Police Department Expenditures		
Grant Expense	\$ 5,000	\$ 2,400
Total Police Department Expenditures	<u>\$ 5,000</u>	<u>\$ 2,400</u>
Roads Department Expenditures		
CDOT Bridge Rehab	\$ 200,000	\$ -
CDOT PL Elementary Road Improvements	145,682	22,900
Total Roads Department Expenditures	<u>\$ 345,682</u>	<u>\$ 22,900</u>
Parks Department Expenditures		
Parks Committee (donations)	\$ 2,500	\$ 856
Total Parks Department Expenditures	<u>\$ 2,500</u>	<u>\$ 856</u>
Total Expenditures	<u>\$ 395,182</u>	<u>\$ 26,156</u>
REVENUE OVER/(UNDER) EXPENDITURES	<u>\$ -</u>	<u>\$ 46,943</u>

Check Register

May 2023



Town of Palmer Lake
 VENDOR CHECK REGISTER REPORT
 Payables Management

Ranges:	From:	To:	From:	To:
Check Number	First	Last	6/1/2023	6/30/2023
Vendor ID	First	Last	Checkbook ID	COBANK-CKG 9495 COBANK-CKG 9495
Vendor Name	First	Last		

Sorted By: Check Number

* Voided Checks

Check Number	Vendor ID	Vendor Check Name	Check Date	Checkbook ID	Audit Trail Code	Amount
48908	AFFORDABLEFLAGS	AFFORDABLE FLAGS & FIREWORKS	6/5/2023	COBANK-CKG 9495	PMCHK00000101	\$351.90
48909	AIRGAS	AIRGAS USA, LLC	6/5/2023	COBANK-CKG 9495	PMCHK00000101	\$132.89
48911	BBAWATERCONSULT	BISHOP-BROGDEN ASSOCIATES, INC	6/5/2023	COBANK-CKG 9495	PMCHK00000101	\$199.70
48912	BROOKSPLUMBING	BROOKS PLUMBING & HEATING, INC	6/5/2023	COBANK-CKG 9495	PMCHK00000101	\$718.00
48913	CANYONSYSTEMS	CANYON SYSTEMS INC.	6/5/2023	COBANK-CKG 9495	PMCHK00000101	\$8,647.04
48914	CENTURYLINK	CENTURYLINK	6/5/2023	COBANK-CKG 9495	PMCHK00000101	\$220.02
48915	CHANDRAENOS	CHANDRA ENOS	6/5/2023	COBANK-CKG 9495	PMCHK00000101	\$75.00
48916	CIRSA	CIRSA	6/5/2023	COBANK-CKG 9495	PMCHK00000101	\$260.25
48917	CIVICPLUSLLC	CIVICPLUS LLC	6/5/2023	COBANK-CKG 9495	PMCHK00000101	\$1,570.00
48918	COLORADODIVISIO	COLORADO DIVISION OF FIRE PREV	6/5/2023	COBANK-CKG 9495	PMCHK00000101	\$60.00
48919	CKT	COMMON KNOWLEDGE TECHNOLOGY	6/5/2023	COBANK-CKG 9495	PMCHK00000101	\$2,462.00
48920	COREELECTRICCOO	CORE ELECTRIC COOPERATIVE	6/5/2023	COBANK-CKG 9495	PMCHK00000101	\$6,534.19
48921	DPCINDUSTRIES	DPC INDUSTRIES, INC.	6/5/2023	COBANK-CKG 9495	PMCHK00000101	\$70.00
48922	EMERGENCYNETWOR	EMERGENCY NETWORK SECURITY SYS	6/5/2023	COBANK-CKG 9495	PMCHK00000101	\$32.03
48923	ECS	EMPLOYERS COUNCIL	6/5/2023	COBANK-CKG 9495	PMCHK00000101	\$3,600.00
48924	ENVIROTECH	ENVIROTECH SERVICES, INC.	6/5/2023	COBANK-CKG 9495	PMCHK00000101	\$7,043.82
48925	ESO	ESO SOLUTIONS, INC.	6/5/2023	COBANK-CKG 9495	PMCHK00000101	\$3,138.53
48926	EVOQUA	EVOQUA WATER TECHNOLOGIES LLC	6/5/2023	COBANK-CKG 9495	PMCHK00000101	\$1,463.00
48927	FORSGENASSOCIAT	FORSGREN ASSOCIATES INC.	6/5/2023	COBANK-CKG 9495	PMCHK00000101	\$436.80
48928	FAC	FROMM & COMPANY LLC	6/5/2023	COBANK-CKG 9495	PMCHK00000101	\$5,609.50
48929	GEN-TECH	GEN-TECH	6/5/2023	COBANK-CKG 9495	PMCHK00000101	\$1,461.00
48930	GRAINGER	GRAINGER	6/5/2023	COBANK-CKG 9495	PMCHK00000101	\$48.32
48931	HEROINDUSTRIES	HERO INDUSTRIES, INC	6/5/2023	COBANK-CKG 9495	PMCHK00000101	\$2,612.50
48932	HICKSCONTRACTOR	HICKS CONTRACTOR SERVICES LLC	6/5/2023	COBANK-CKG 9495	PMCHK00000101	\$3,520.00
48933	INTEGRACLEARCO	INTEGRA CLEAR CO	6/5/2023	COBANK-CKG 9495	PMCHK00000101	\$162.30
48934	INTERSTATECHEMI	INTERSTATE CHEMICAL CO., INC	6/5/2023	COBANK-CKG 9495	PMCHK00000101	\$2,299.29
48935	CICCOLELLAJOHNS	JOHN CICCOLELLA	6/5/2023	COBANK-CKG 9495	PMCHK00000101	\$320.00
48936	LUMEN	LEVEL 3 COMMUNICATIONS, LLC	6/5/2023	COBANK-CKG 9495	PMCHK00000101	\$548.62
48937	OREILLY	O'REILLY	6/5/2023	COBANK-CKG 9495	PMCHK00000101	\$94.33
48938	OASISLANDSCAPE	OASIS LANDSCAPE & IRRIGATION I	6/5/2023	COBANK-CKG 9495	PMCHK00000101	\$320.83
48939	PIONEER	PIONEER	6/5/2023	COBANK-CKG 9495	PMCHK00000101	\$5,413.36
48940	POWERSERVICEINC	POWER SERVICE INC.	6/5/2023	COBANK-CKG 9495	PMCHK00000101	\$2,825.80
48941	RICKAUSMUSTRUCK	RICK AUSMUS TRUCKING	6/5/2023	COBANK-CKG 9495	PMCHK00000101	\$2,455.00
48942	SGS	SGS NORTH AMERICA, INC.	6/5/2023	COBANK-CKG 9495	PMCHK00000101	\$1,212.54
48943	STERICYCLE	STERICYCLE, INC.	6/5/2023	COBANK-CKG 9495	PMCHK00000101	\$75.34
48944	SUPPLYCACHE	THE SUPPLY CACHE	6/5/2023	COBANK-CKG 9495	PMCHK00000101	\$76.90
48945	COLORADOLININGI	VIAFLEX	6/5/2023	COBANK-CKG 9495	PMCHK00000101	\$1,100.00
48946	XEROX	XEROX BUSINESS SOLUTIONS SOUTH	6/5/2023	COBANK-CKG 9495	PMCHK00000101	\$1,363.14
48947	AT&TMOBILITY	AT & T MOBILITY	6/5/2023	COBANK-CKG 9495	PMCHK00000102	\$1,407.57
48948	ACMEFIRE&SAFETY	Acme Fire & Safety Equipment C	6/27/2023	COBANK-CKG 9495	PMCHK00000103	\$230.00
48949	AIRGAS	AIRGAS USA, LLC	6/27/2023	COBANK-CKG 9495	PMCHK00000103	\$113.38
48950	AMCOBI	AmCobi	6/27/2023	COBANK-CKG 9495	PMCHK00000103	\$1,840.13
48951	AMCOBIIT	AMCOBI	6/27/2023	COBANK-CKG 9495	PMCHK00000103	\$3,691.00
48952	AT&TMOBILITY	AT & T MOBILITY	6/27/2023	COBANK-CKG 9495	PMCHK00000103	\$1,487.19
48953	CAROLVANDYKE	Carol Van Dyke	6/27/2023	COBANK-CKG 9495	PMCHK00000103	\$75.00
48954	CHAVEZCONSULTIN	CHAVEZ CONSULTING INC., LLC	6/27/2023	COBANK-CKG 9495	PMCHK00000103	\$375.00
48955	BIRKELAND,CHRIS	CHRISTI BIRKELAND	6/27/2023	COBANK-CKG 9495	PMCHK00000103	\$23.97
48956	COLORADODEPARTM	Colorado Department of Agricul	6/27/2023	COBANK-CKG 9495	PMCHK00000103	\$56.00
48957	CKT	COMMON KNOWLEDGE TECHNOLOGY	6/27/2023	COBANK-CKG 9495	PMCHK00000103	\$2,195.50
48958	COPROEFP	CoPro EFP	6/27/2023	COBANK-CKG 9495	PMCHK00000103	\$939.00
48959	CRAIGSPOWEREQUI	CRAIG'S POWER EQUIPMENT LLC	6/27/2023	COBANK-CKG 9495	PMCHK00000103	\$70.51
48960	DPCINDUSTRIES	DPC INDUSTRIES, INC.	6/27/2023	COBANK-CKG 9495	PMCHK00000103	\$70.00
48961	ECS	EMPLOYERS COUNCIL	6/27/2023	COBANK-CKG 9495	PMCHK00000103	\$113.75
48962	ENVIROTECH	ENVIROTECH SERVICES, INC.	6/27/2023	COBANK-CKG 9495	PMCHK00000103	\$4,200.14
48963	ESO	ESO SOLUTIONS, INC.	6/27/2023	COBANK-CKG 9495	PMCHK00000103	\$208.53
48964	FACINELLIMOTORS	Facinelli Motors	6/27/2023	COBANK-CKG 9495	PMCHK00000103	\$146.80

Town of Palmer Lake
 VENDOR CHECK REGISTER REPORT
 Payables Management

* Voided Checks


Check Number	Vendor ID	Vendor Check Name	Check Date	Checkbook ID	Audit Trail Code	Amount
48965	GALLS	GALLS, LLC	6/27/2023	COBANK-CKG 9495	PMCHK00000103	\$130.62
48966	RAMIREZ,GENE	GENE RAMIREZ	6/27/2023	COBANK-CKG 9495	PMCHK00000103	\$76.95
48967	GRAINGER	GRAINGER	6/27/2023	COBANK-CKG 9495	PMCHK00000103	\$5.51
48968	HOMEDEPOTCREDIT	HOME DEPOT CREDIT SERVICES	6/27/2023	COBANK-CKG 9495	PMCHK00000103	\$540.23
48969	INTELLICHOICE	Intellichoice, Inc.	6/27/2023	COBANK-CKG 9495	PMCHK00000103	\$2,952.72
48970	LUMEN	LEVEL 3 COMMUNICATIONS, LLC	6/27/2023	COBANK-CKG 9495	PMCHK00000103	\$548.11
48971	LYONSGADDIS	LYONS GADDIS	6/27/2023	COBANK-CKG 9495	PMCHK00000103	\$110.50
48972	MEYER&SAMS,INC	MEYER & SAMS, INC. DBA GMS INC	6/27/2023	COBANK-CKG 9495	PMCHK00000103	\$3,586.70
48973	GREASEMONKEY	MY FLEET CENTER	6/27/2023	COBANK-CKG 9495	PMCHK00000103	\$89.87
48974	OREILLY	O'REILLY	6/27/2023	COBANK-CKG 9495	PMCHK00000103	\$348.83
48975	OASISLANDSCAPE	OASIS LANDSCAPE & IRRIGATION I	6/27/2023	COBANK-CKG 9495	PMCHK00000103	\$320.83
48976	PALMERLAKESANIT	PALMER LAKE SANITATION	6/27/2023	COBANK-CKG 9495	PMCHK00000103	\$1,627.58
48977	PAVEMENTREPAIR	PAVEMENT REPAIR & SUPPLIES, IN	6/27/2023	COBANK-CKG 9495	PMCHK00000103	\$1,237.50
48978	PIKESPEAKLIBRAR	PIKES PEAK LIBRARY DISTRICT	6/27/2023	COBANK-CKG 9495	PMCHK00000103	\$75.00
48979	RAMPARTSUPPLY	RAMPART SUPPLY	6/27/2023	COBANK-CKG 9495	PMCHK00000103	\$766.08
48980	REDMANPOURS	RED MAN POURS LLC	6/27/2023	COBANK-CKG 9495	PMCHK00000103	\$3,315.00
48981	RHINEHARTOIL	RHINEHART OIL CO., LLC	6/27/2023	COBANK-CKG 9495	PMCHK00000103	\$188.98
48982	T2SYSTEMS	T2 SYSTEMS CANADA INC.	6/27/2023	COBANK-CKG 9495	PMCHK00000103	\$70.00
48983	GAZETTE	THE GAZETTE	6/27/2023	COBANK-CKG 9495	PMCHK00000103	\$428.66
48984	TRILAKESGARAGED	TRI-LAKES GARAGE DOORS, LLC	6/27/2023	COBANK-CKG 9495	PMCHK00000103	\$236.00
48985	UNCC	UTILITY NOTIFICATION CENTER OF	6/27/2023	COBANK-CKG 9495	PMCHK00000103	\$36.12
48986	XEROX	XEROX BUSINESS SOLUTIONS SOUTH	6/27/2023	COBANK-CKG 9495	PMCHK00000103	\$66.91
48987	MEYER&SAMS,INC	MEYER & SAMS, INC. DBA GMS INC	6/27/2023	COBANK-CKG 9495	PMCHK00000104	\$3,500.00
48988	CICCOLELLAJOHN	JOHN CICCOLELLA	6/29/2023	COBANK-CKG 9495	PMCHK00000105	\$320.00

Total Checks: 80

Total Amount of Checks: \$106,356.11

Voided Check Register

June 2023



Town of Palmer Lake
 VENDOR CHECK REGISTER REPORT
 Payables Management

Page: 1
 User ID: cathy

Ranges: From: To: From: To:
 Check Number First Last Check Date 6/1/2023 6/30/2023
 Vendor ID First Last Checkbook ID COBANK-CKG 9495 COBANK-CKG 9495
 Vendor Name First Last

Sorted By: Check Number

* Voided Checks

Check Number	Vendor ID	Vendor Check Name	Check Date	Checkbook ID	Audit Trail Code	Amount
* 48910	AT&TMOBILITY	AT & T MOBILITY	6/5/2023	COBANK-CKG 9495	PMCHK00000101	\$1,407.57
Total Checks:	1			Total Amount of Checks:		\$0.00

ACH Register

June 2023



Town of Palmer Lake
ACH REGISTER REPORT
Payables Management

	From:	To:
ACH Date	6/1/2023	6/30/2023
Checkbook ID	COBANK-CKG 9495	COBANK-CKG 9495

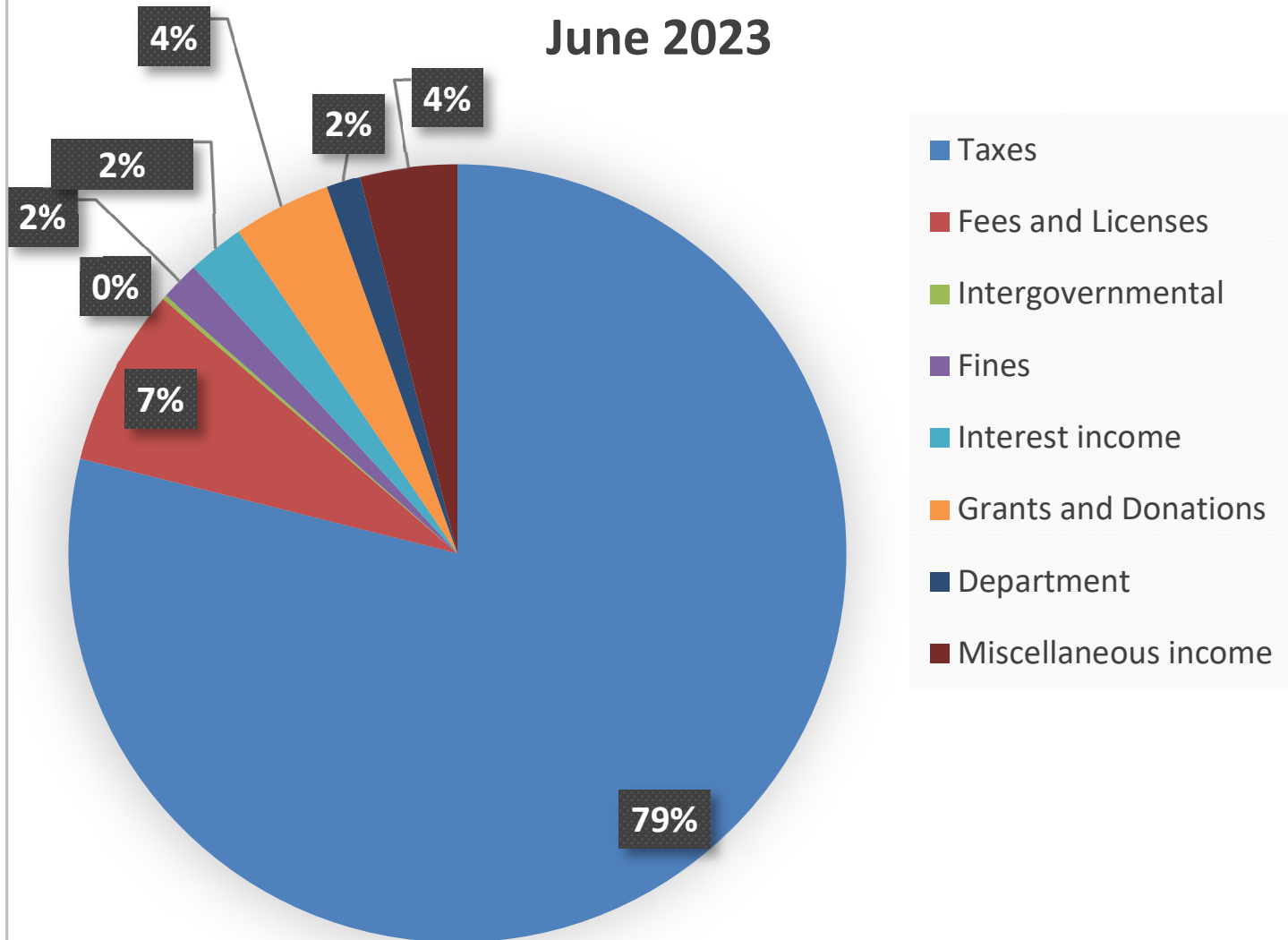
Sorted By: Date

Trx Date	Orig. Audit Trail	Distribution Reference	Orig. Master Number	Orig. Master Name	Amount
6/1/2023	CMTRX00000059	Bank Transaction Entry	WDL000000669	Paycom	\$59,140.17
6/5/2023	CMTRX00000060	Bank Transaction Entry	WDL000000693	Parking	\$238.79
6/6/2023	CMTRX00000060	Bank Transaction Entry	WDL000000694	WEX	\$2,920.67
6/7/2023	CMTRX00000060	Bank Transaction Entry	WDL000000695	Humana	\$1,064.46
6/7/2023	CMTRX00000060	Bank Transaction Entry	WDL000000696	BH	\$85.06
6/7/2023	CMTRX00000060	Bank Transaction Entry	WDL000000697	ABG	\$1,818.70
6/8/2023	CMTRX00000060	Bank Transaction Entry	WDL000000698	Health Equity	\$5.00
6/12/2023	CMTRX00000060	Bank Transaction Entry	WDL000000699	BH	\$690.57
6/13/2023	CMTRX00000060	Bank Transaction Entry	WDL000000700	Pinnacol	\$8,272.00
6/15/2023	CMTRX00000059	Bank Transaction Entry	WDL000000670	Paycom	\$58,971.40
6/15/2023	CMTRX00000060	Bank Transaction Entry	WDL000000701	FPPA	\$6,123.06
6/16/2023	CMTRX00000060	Bank Transaction Entry	WDL000000702	Pinnacol	\$492.00
6/20/2023	CMTRX00000060	Bank Transaction Entry	WDL000000703	BH	\$109.75
6/21/2023	CMTRX00000060	Bank Transaction Entry	WDL000000704	Cardmember Service	\$3,543.11
6/22/2023	CMTRX00000060	Bank Transaction Entry	WDL000000705	ABG	\$1,848.63
6/22/2023	CMTRX00000060	Bank Transaction Entry	WDL000000706	FPPA	\$6,101.65
6/26/2023	CMTRX00000060	Bank Transaction Entry	WDL000000707	Anthem	\$7,378.33
6/29/2023	CMTRX00000059	Bank Transaction Entry	WDL000000671	Paycom	\$60,912.66
Total ACHs:	18			Total Amount of ACHs:	\$219,716.01

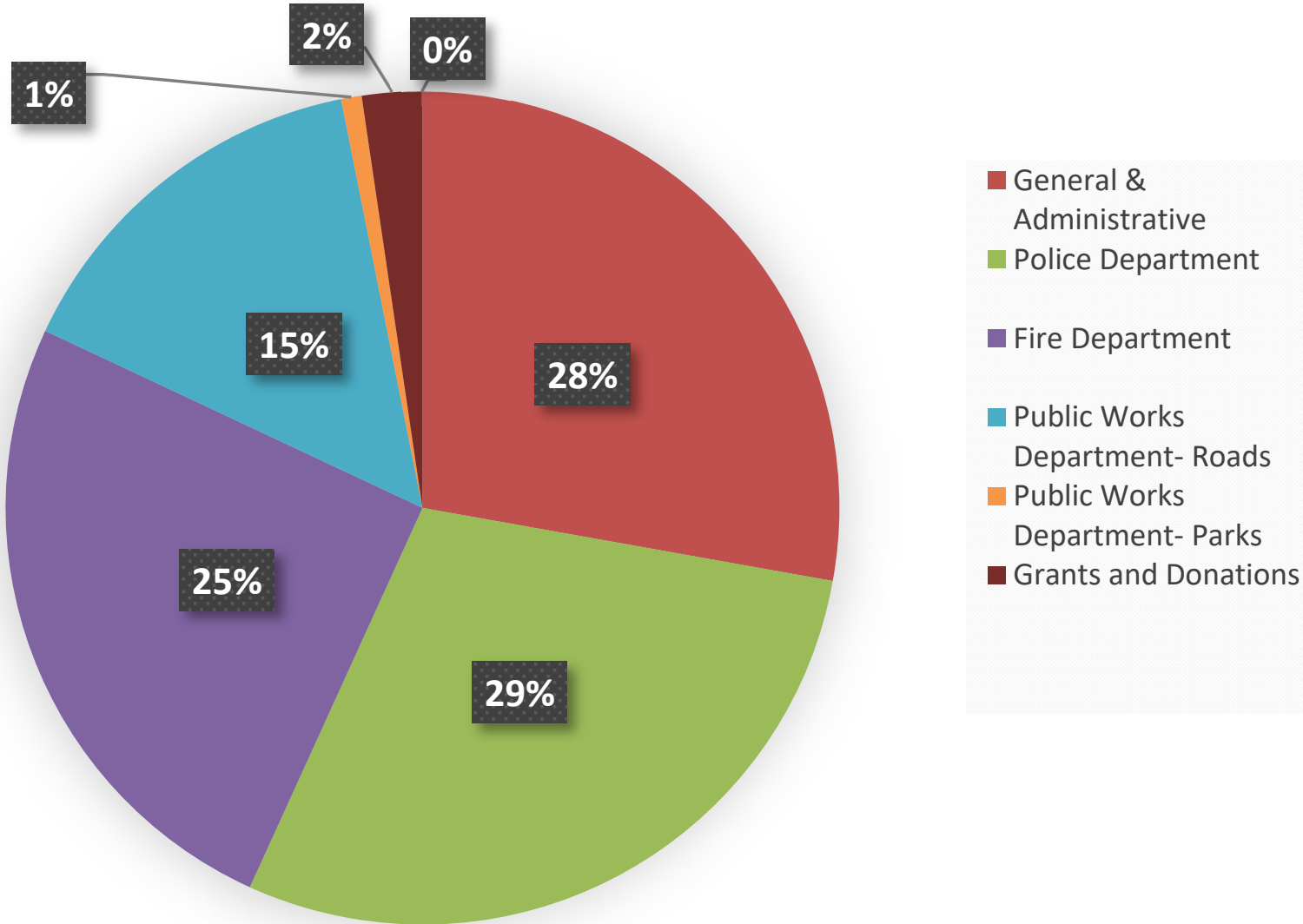
CHARTS
June 2023



General Fund Revenue Breakdown June 2023



General Fund Expenditure Breakdown June 2023



Water Enterprise Fund Expenditure Breakdown June 2023

