


TOWN OF PALMER LAKE
Financial Statements
March 2023
Unaudited



CASH POSITION

March 31, 2023



TOWN OF PALMER LAKE**Schedule of Cash Position****March 31, 2023**

FINANCIAL INSTITUTION	TYPE OF ACCOUNT	CHECKING / SAVINGS	BANK RATE	BALANCE
OPERATING FUNDS:				
Community Banks of CO	General Fund Operating	Checking	n/a	\$ 936,963
<i>* Restricted - Operating Reserve - 3 months (\$582,475)</i>				
Community Banks of CO	Water Fund Operating	Checking	n/a	\$ 1,150,981
<i>* Restricted - Operating Reserve - 3 months (\$236,018)</i>				
Colorado Trust (ColoTrust)	General Fund	Savings	4.86%	\$ 1,440,693
Subtotal - Operating Funds				\$ 3,528,637
RESTRICTED FUNDS:				
Colorado Trust (ColoTrust)	Water Reserve 2010	Savings	4.86%	\$ 183,515
Colorado Trust (ColoTrust)	Water Loan Reserve	Savings	4.86%	\$ 203,307
Colorado Trust (ColoTrust)	Water Savings	Savings	4.86%	\$ 203,939
Colorado Trust (ColoTrust)	Police CIP Reserve	Savings	4.86%	\$ 7
Colorado Trust (ColoTrust)	Fire CIP Reserve	Savings	4.86%	\$ 61,229
Colorado Trust (ColoTrust)	CTF Reserve	Savings	4.86%	\$ 27,882
Colorado Trust (ColoTrust)	Roads CIP Reserve	Savings	4.86%	\$ 10,197
Subtotal - Restricted Funds				\$ 690,076
TOTAL				\$ 4,218,714

GENERAL FUND
March 2023



TOWN OF PALMER LAKE

SCHEDULE OF REVENUE, EXPENDITURES AND CHANGES IN FUND BALANCE - BUDGET AND ACTUAL GENERAL FUND For the Three Months Ended March 31, 2023 UNAUDITED

	2023 Adopted Budget	Actual	Variance Favorable (Unfavorable)	Percent of Budget (YTD 25%)
REVENUE				
Taxes	\$ 3,664,377	\$ 652,754	\$ (3,011,623)	18%
Fees and Licenses	261,435	40,219	(221,216)	15%
Intergovernmental	6,000	112	(5,888)	2%
Fines	90,000	13,771	(76,229)	15%
Interest income	43,000	17,490	(25,510)	41%
Departmental	49,500	9,727	(39,773)	20%
Miscellaneous income	117,200	61,589	(55,611)	53%
Total Revenue	\$ 4,231,512	\$ 795,662	\$ (3,435,850)	19%
EXPENDITURES				
General and Administrative				
Salaries and Benefits	\$ 274,996	\$ 54,512	\$ 220,484	20%
Professional Services	305,475	30,039	275,436	10%
General Administration	585,317	95,450	489,867	16%
Total General and Administrative	\$ 1,165,788	\$ 180,001	\$ 985,787	15%
Police Department				
Salaries and Benefits	\$ 781,175	\$ 136,173	\$ 645,002	17%
Professional Services	-	-	-	0%
General Administration	122,399	5,767	116,632	5%
Total Police Department	\$ 903,574	\$ 141,940	\$ 761,634	16%
Fire Department				
Salaries and Benefits	\$ 867,644	\$ 127,735	\$ 739,909	15%
Professional Services	-	-	-	0%
General Administration	289,420	9,628	279,792	3%
Total Fire Department	\$ 1,157,064	\$ 137,363	\$ 1,019,701	12%
Public Works Department - Roads				
Salaries and Benefits	\$ 315,186	\$ 45,987	\$ 269,199	15%
Professional Services	30,000	2,000	28,000	7%
General Administration	622,861	19,650	603,211	3%
Total Roads Department	\$ 968,047	\$ 67,637	\$ 900,410	7%
Public Works Department - Parks				
General Administration	\$ 37,040	\$ 3,410	\$ 33,630	9%
Total Parks Department	\$ 37,040	\$ 3,410	\$ 33,630	9%
Total Expenditures	\$ 4,231,512	\$ 530,351	\$ 3,701,162	13%
EXCESS OF REVENUE OVER (UNDER) EXPENDITURES	\$ -	\$ 265,311	\$ 265,312	
FUNDS BALANCE - BEGINNING OF YEAR - estimated		\$ 2,997,181		
FUNDS BALANCE - END OF YEAR		\$ 3,262,492		
Less:				
Restricted:				
Operating Reserve - 3 months		(582,475)	<i>Note 1</i>	
Fire and Roads - CIP Reserve		(71,426)		
FUNDS AVAILABLE - END OF YEAR - Unrestricted		\$ 2,608,591		

Note 1: A 12 Month Operating Reserve would be Optimum

WATER ENTERPRISE FUND
March 2023



TOWN OF PALMER LAKE

SCHEDULE OF REVENUE, EXPENDITURES AND CHANGES IN FUNDS AVAILABLE - BUDGET AND ACTUAL WATER ENTERPRISE FUND

For the Three Months Ended March 31, 2023
UNAUDITED

	2023 Adopted Budget	Actual	Variance Favorable (Unfavorable)	Percent of Budget (YTD 25%)
REVENUE				
Water Revenue	\$ 1,156,000	\$ 274,070	\$ (881,930)	24%
Water Fees	55,000	13,937	(41,063)	25%
Water Taps	100,000	8,271	(91,729)	8%
Late Fees/ Service Fees	14,000	4,848	(9,152)	35%
Water Meters	3,000	650	(2,350)	22%
ARP Funds	259,238	-	(259,238)	0%
Interest	14,000	6,831	(7,169)	49%
Miscellaneous	10,200	-	(10,200)	0%
Total Revenue	\$ 1,611,438	\$ 308,607	\$ (1,302,831)	19%
EXPENDITURES				
Salaries and Benefits	\$ 562,906	\$ 92,155	\$ 470,751	16%
Professional Services	183,225	20,152	163,073	11%
Administrative	200,570	53,573	146,997	27%
Operations	222,270	26,465	195,805	12%
Capital	259,238	16,301	242,937	6%
Debt Service	183,229	-	183,229	0%
Total Expenditures	\$ 1,611,438	\$ 208,646	\$ 1,402,792	13%
EXCESS OF REVENUE OVER (UNDER) EXPENDITURES	\$ -	\$ 99,961	\$ 99,961	
FUNDS AVAILABLE - BEGINNING OF YEAR -estimated		\$ 818,331		
FUNDS AVAILABLE - END OF YEAR		\$ 918,292		
Less:				
Restricted:				
Operating Reserve - 3 months (CWR&PDA Loan Requirement)		(236,018)	<i>Note 1</i>	
Water Loan Reserve		(203,307)		
Water Reserve - 2010		(183,515)		
FUNDS AVAILABLE - END OF YEAR - Unrestricted		\$ 295,452		

Note 1: A 12 Month Operating Reserve would be Optimum

CONSERVATION TRUST FUND

March 2023



TOWN OF PALMER LAKE

STATEMENT OF REVENUE, EXPENDITURES AND CHANGES IN FUND BALANCE - BUDGET AND ACTUAL CONSERVATION TRUST FUND For the Three Months Ended March 31, 2023 UNAUDITED

	2023 Adopted Budget	Actual	Variance Favorable (Unfavorable)	Percent of Budget (YTD 25%)
REVENUE				
State Shared Revenue	\$ 36,140	\$ 10,966	\$ (25,174)	30%
Interest/Miscellaneous income	400	322	(78)	81%
Total Revenue	\$ 36,540	\$ 11,288	\$ (25,252)	31%
EXPENDITURES				
Salaries and Benefits	\$ 20,866	\$ -	\$ 20,866	0%
Administrative	15,674	-	15,674	0%
Total Expenditures	\$ 36,540	\$ -	\$ 36,540	0%
NET CHANGE IN FUND BALANCE	\$ -	\$ 11,288	\$ 11,288	
FUND BALANCE - BEGINNING OF YEAR - estimated		\$ 37,610		
FUND BALANCE - END OF YEAR - Restricted		\$ 48,898		

GRANTS AND DONATIONS

March 2023



TOWN OF PALMER LAKE

SCHEDULE OF REVENUE AND EXPENDITURES - BUDGET AND ACTUAL GRANTS & DONATIONS

For the Two Months Ended February 28, 2023


UNAUDITED

For Information Purposes Only

	2023 Budget	YTD Actual	Variance Favorable (Unfavorable)	Percent of Budget (YTD 25%)
REVENUE				
Colo. State Historical Society ADA Door	\$ 42,000	\$ -	\$ (42,000)	0%
Police Donations/ Grants	5,000	1,645	(3,355)	33%
CDOT PL Elementary Road Improvement	145,682	-	(145,682)	0%
CDOT Bridge Rehab	200,000	-	(200,000)	0%
Parks Donations/ Grants	2,500	1,240	(1,260)	50%
Total Revenue	<u>\$ 395,182</u>	<u>\$ 2,885</u>	<u>\$ (392,297)</u>	<u>1%</u>
EXPENDITURES				
General Administrative				
Colo. State Historical Society ADA Door	\$ 42,000	\$ -	\$ 42,000	0%
Total General Administrative Expenditures	<u>\$ 42,000</u>	<u>\$ -</u>	<u>\$ 42,000</u>	<u>0%</u>
Police Department Expenditures				
Grant Expense	\$ 5,000	\$ 2,400	\$ 2,600	48%
Total Police Department Expenditures	<u>\$ 5,000</u>	<u>\$ 2,400</u>	<u>\$ 2,600</u>	<u>48%</u>
Roads Department Expenditures				
CDOT Bridge Rehab	\$ 200,000	\$ -	\$ 200,000	0%
CDOT PL Elementary Road Improvements	145,682	10,400	135,282	7%
Total Roads Department Expenditures	<u>\$ 345,682</u>	<u>\$ 10,400</u>	<u>\$ 335,282</u>	<u>3%</u>
Parks Department Expenditures				
Parks Committee (donations)	\$ 2,500	\$ 361	\$ 2,139	14%
Total Parks Department Expenditures	<u>\$ 2,500</u>	<u>\$ 361</u>	<u>\$ 2,139</u>	<u>14%</u>
Total Expenditures	<u>\$ 395,182</u>	<u>\$ 13,161</u>	<u>\$ 382,021</u>	
EXCESS OF REVENUE OVER (UNDER) EXPENDITURES	<u>\$ -</u>	<u>\$ (10,276)</u>	<u>\$ (10,276)</u>	

Check Register

March 2023



Ranges: From: To: From: To:
 Check Number First Last Check Date 3/1/2023 3/31/2023
 Vendor ID First Last Checkbook ID First Last
 Vendor Name First Last

Sorted By: Check Number

* Voided Checks

Check Number	Vendor ID	Vendor Check Name	Check Date	Checkbook ID	Audit Trail Code	Amount
48741	ALLWATERSUPPLY	ALL WATER SUPPLY LLC	3/9/2023	COBANK-CKG 9495	PMCHK00000086	\$3,911.00
48742	AMCOBIIT	AMCOBI	3/9/2023	COBANK-CKG 9495	PMCHK00000086	\$3,781.00
48743	AT&TMOBILITY	AT & T MOBILITY	3/9/2023	COBANK-CKG 9495	PMCHK00000086	\$1,409.44
48744	BRADLEYEXCAVATI	BRADLEY EXCAVATING INC.	3/9/2023	COBANK-CKG 9495	PMCHK00000086	\$2,625.00
48745	CENTURYLINK	CENTURYLINK	3/9/2023	COBANK-CKG 9495	PMCHK00000086	\$222.03
48746	CKT	COMMON KNOWLEDGE TECHNOLOGY	3/9/2023	COBANK-CKG 9495	PMCHK00000086	\$3,435.00
48747	COREELECTRICCOO	CORE ELECTRIC COOPERATIVE	3/9/2023	COBANK-CKG 9495	PMCHK00000086	\$10,994.88
48748	CRIMEWATCH	CRIME WATCH TECHNOLOGIES	3/9/2023	COBANK-CKG 9495	PMCHK00000086	\$2,400.00
48749	DANAKEPNERCOMPA	DANA KEPNER COMPANY, LLC	3/9/2023	COBANK-CKG 9495	PMCHK00000086	\$2,377.97
48750	DPCINDUSTRIES	DPC INDUSTRIES, INC.	3/9/2023	COBANK-CKG 9495	PMCHK00000086	\$70.00
48751	ESO	ESO SOLUTIONS, INC.	3/9/2023	COBANK-CKG 9495	PMCHK00000086	\$208.53
48752	FAC	FROMM & COMPANY LLC	3/9/2023	COBANK-CKG 9495	PMCHK00000086	\$5,007.00
48753	FRONTRANGEFIREA	FRONT RANGE FIRE APPARATUS	3/9/2023	COBANK-CKG 9495	PMCHK00000086	\$54.45
48754	HOMEDEPOTCREDIT	HOME DEPOT CREDIT SERVICES	3/9/2023	COBANK-CKG 9495	PMCHK00000086	\$259.46
48755	KROBLAWOFFICES	KROB LAW OFFICE, LLC	3/9/2023	COBANK-CKG 9495	PMCHK00000086	\$4,587.00
48756	UCHEALTH	Memorial Health System	3/9/2023	COBANK-CKG 9495	PMCHK00000086	\$177.63
48757	MEYER&SAMS,INC	MEYER & SAMS, INC. DBA GMS, IN	3/9/2023	COBANK-CKG 9495	PMCHK00000086	\$13,589.16
48758	MONARCHMERCHANT	MONARCH MERCHANDISING	3/9/2023	COBANK-CKG 9495	PMCHK00000086	\$379.00
48759	GREASEMONKEY	MY FLEET CENTER	3/9/2023	COBANK-CKG 9495	PMCHK00000086	\$55.02
48760	OREILLY	O'REILLY	3/9/2023	COBANK-CKG 9495	PMCHK00000086	\$51.99
48761	PIKESPEAKLIBRAR	PIKES PEAK LIBRARY DISTRICT	3/9/2023	COBANK-CKG 9495	PMCHK00000086	\$100.00
48762	PIKESPEAKREGION	PIKES PEAK REGIONAL WATER AUTH	3/9/2023	COBANK-CKG 9495	PMCHK00000086	\$6,948.36
48763	RAMPARTSUPPLY	RAMPART SUPPLY	3/9/2023	COBANK-CKG 9495	PMCHK00000086	\$674.71
48764	SGS	SGS NORTH AMERICA, INC.	3/9/2023	COBANK-CKG 9495	PMCHK00000086	\$396.72
48765	STERICYCLE	STERICYCLE, INC.	3/9/2023	COBANK-CKG 9495	PMCHK00000086	\$36.75
48766	GAZETTE	THE GAZETTE	3/9/2023	COBANK-CKG 9495	PMCHK00000086	\$214.53
48767	KNASTERTECHNOLO	THE KNASTER TECHNOLOGY GROUP	3/9/2023	COBANK-CKG 9495	PMCHK00000086	\$945.00
48768	SUPPLYCACHE	THE SUPPLY CACHE	3/9/2023	COBANK-CKG 9495	PMCHK00000086	\$1,069.75
48769	TOTALOFFICE	TOTAL OFFICE	3/9/2023	COBANK-CKG 9495	PMCHK00000086	\$62.22
48770	TRILAKESCHAMBER	TRI-LAKES CHAMBER OF COMMERCE	3/9/2023	COBANK-CKG 9495	PMCHK00000086	\$50.00
48771	TRILAKESPRINTIN	TRI-LAKES PRINTING	3/9/2023	COBANK-CKG 9495	PMCHK00000086	\$30.00
48772	TRILAKESSERVICE	TRI-LAKES SERVICE CENTER	3/9/2023	COBANK-CKG 9495	PMCHK00000086	\$66.95
48773	UNCC	UTILITY NOTIFICATION CENTER OF	3/9/2023	COBANK-CKG 9495	PMCHK00000086	\$29.67
48774	RUSSERT, WAYNE	WAYNE RUSSERT	3/9/2023	COBANK-CKG 9495	PMCHK00000086	\$44.74
48775	AIRGAS	AIRGAS USA, LLC	3/23/2023	COBANK-CKG 9495	PMCHK00000091	\$100.69
48776	AMCOBI	AmCobi	3/23/2023	COBANK-CKG 9495	PMCHK00000091	\$1,827.11
48777	FURRERANDE	Ande Furrer	3/23/2023	COBANK-CKG 9495	PMCHK00000091	\$541.54
48778	CHAVEZCONSULTIN	CHAVEZ CONSULTING INC., LLC	3/23/2023	COBANK-CKG 9495	PMCHK00000091	\$750.00
48779	CIRSA	CIRSA	3/23/2023	COBANK-CKG 9495	PMCHK00000091	\$30,876.59
48781	DPCINDUSTRIES	DPC INDUSTRIES, INC.	3/23/2023	COBANK-CKG 9495	PMCHK00000091	\$70.00
48782	EMERGENCYNETWOR	EMERGENCY NETWORK SECURITY SYS	3/23/2023	COBANK-CKG 9495	PMCHK00000091	\$30.50
48783	ECS	EMPLOYERS COUNCIL	3/23/2023	COBANK-CKG 9495	PMCHK00000091	\$176.50
48784	EVALUZMARIN	Eva Luz Marin	3/23/2023	COBANK-CKG 9495	PMCHK00000091	\$75.00
48785	FORSGENASSOCIAT	FORSGREN ASSOCIATES INC.	3/23/2023	COBANK-CKG 9495	PMCHK00000091	\$499.20
48786	GENEKALESTI	Gene Kalesti	3/23/2023	COBANK-CKG 9495	PMCHK00000091	\$360.79
48787	HACHCOMPANY	HACH COMPANY	3/23/2023	COBANK-CKG 9495	PMCHK00000091	\$2,567.98
48788	HICKSCONTRACTOR	HICKS CONTRACTOR SERVICES LLC	3/23/2023	COBANK-CKG 9495	PMCHK00000091	\$1,080.00
48789	HIGHPOINTNETWOR	HIGH POINT NETWORKS	3/23/2023	COBANK-CKG 9495	PMCHK00000091	\$247.50
48790	LUMEN	LEVEL 3 COMMUNICATIONS, LLC	3/23/2023	COBANK-CKG 9495	PMCHK00000091	\$548.87
48791	LINDSEYLEIKER	LINDSEY LEIKER	3/23/2023	COBANK-CKG 9495	PMCHK00000091	\$573.29
48792	LYONSGADDIS	LYONS GADDIS	3/23/2023	COBANK-CKG 9495	PMCHK00000091	\$801.15
48793	GREASEMONKEY	MY FLEET CENTER	3/23/2023	COBANK-CKG 9495	PMCHK00000091	\$61.81
48794	OREILLY	O'REILLY	3/23/2023	COBANK-CKG 9495	PMCHK00000091	\$48.86
48795	PALMERLAKESANIT	PALMER LAKE SANITATION	3/23/2023	COBANK-CKG 9495	PMCHK00000091	\$1,129.94
48796	RAMPARTSUPPLY	RAMPART SUPPLY	3/23/2023	COBANK-CKG 9495	PMCHK00000091	\$558.70
48797	RHINEHARTOIL	RHINEHART OIL CO., LLC	3/23/2023	COBANK-CKG 9495	PMCHK00000091	\$2,813.18

* Voided Checks

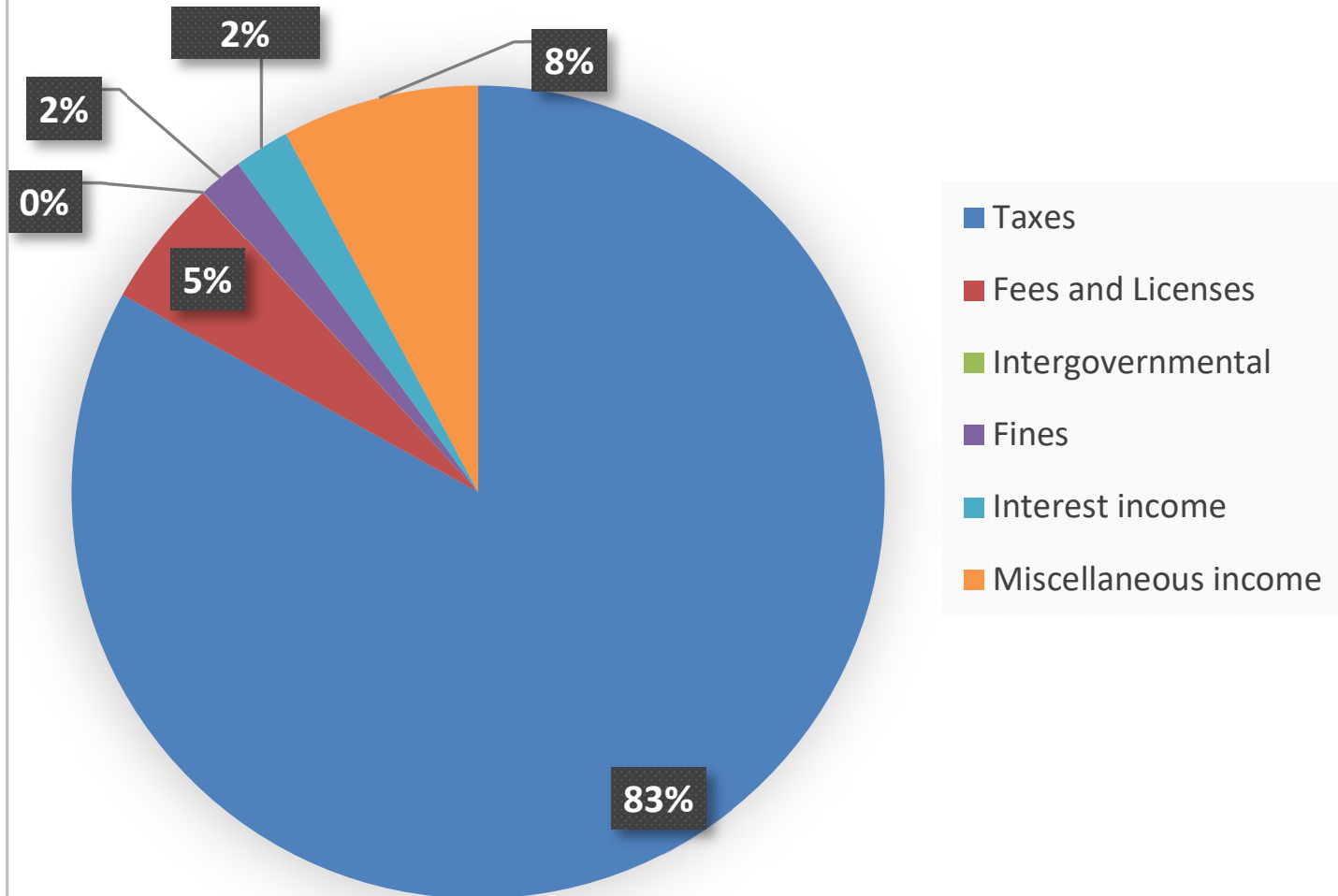
Check Number	Vendor ID	Vendor Check Name	Check Date	Checkbook ID	Audit Trail Code	Amount
48798	SGS	SGS NORTH AMERICA, INC.	3/23/2023	COBANK-CKG 9495	PMCHK00000091	\$1,212.54
48799	T2SYSTEMS	T2 SYSTEMS CANADA INC.	3/23/2023	COBANK-CKG 9495	PMCHK00000091	\$900.00
48800	KNASTERTECHNOLO	THE KNASTER TECHNOLOGY GROUP	3/23/2023	COBANK-CKG 9495	PMCHK00000091	\$450.00
48802	WITMERPUBLIC	WITMER PUBLIC SAFETY GROUP INC	3/23/2023	COBANK-CKG 9495	PMCHK00000091	\$370.10
48803	XEROX	XEROX BUSINESS SOLUTIONS SOUTH	3/23/2023	COBANK-CKG 9495	PMCHK00000091	\$60.82
48804	CICCOLELLAJOHN	JOHN CICCOLELLA	3/31/2023	COBANK-CKG 9495	PMCHK00000092	\$320.00

Total Checks:	62			Total Amount of Checks:		\$115,317.62
						=====

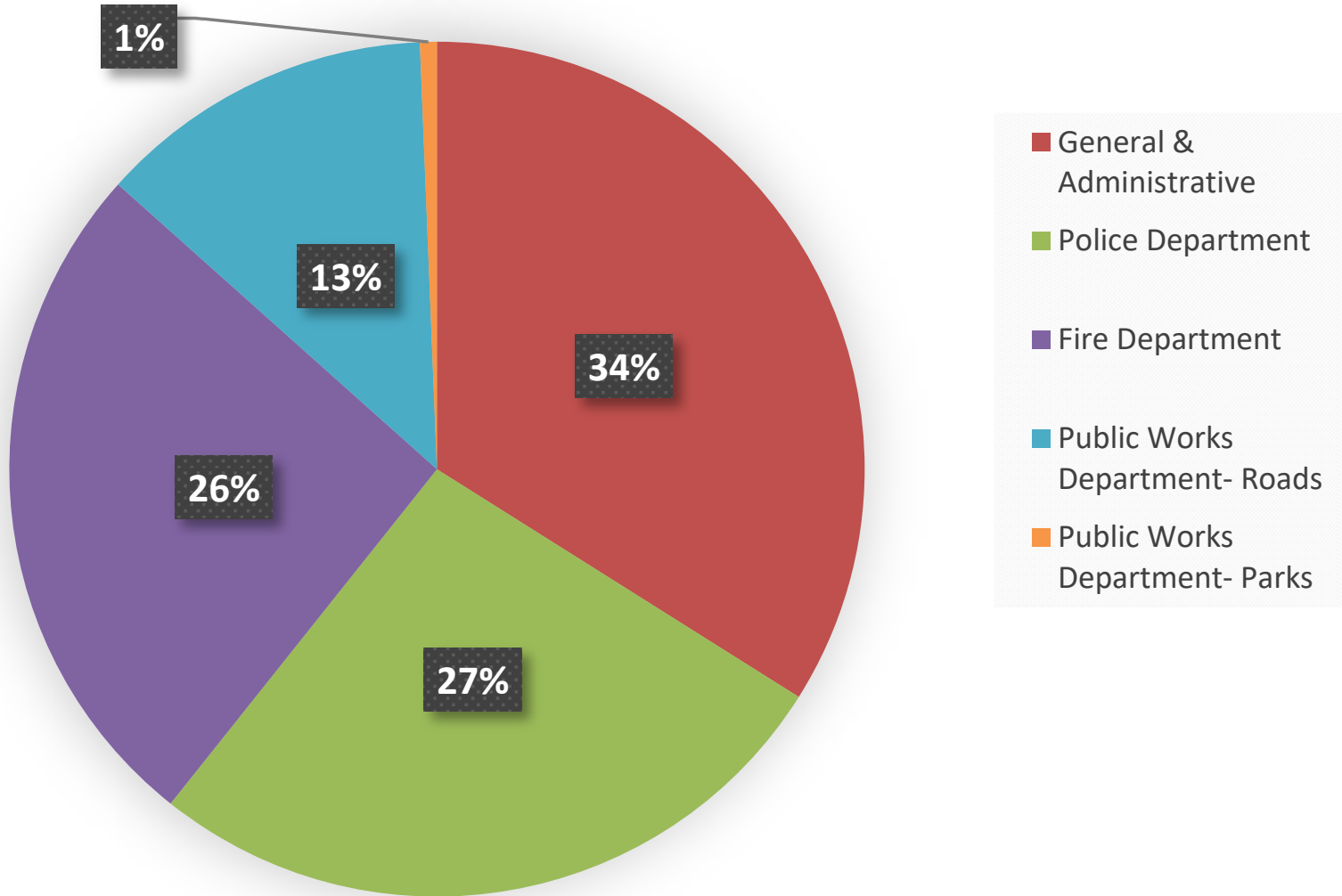
CHARTS
March 2023



General Fund Revenue Breakdown March 2023



General Fund Expenditure Breakdown March 2023



Water Enterprise Fund Expenditure Breakdown March 2023

