



TOWN OF PALMER LAKE
Financial Statements
November 2024
Unaudited



Schedule of Cash Position November 2024

TOWN OF PALMER LAKE
Schedule of Cash Position
November 2024

FINANCIAL INSTITUTION	ACCOUNT NAME	CHECKING / SAVINGS	BANK RATE	BALANCE
GENERAL FUND				
GENERAL FUND OPERATING:				
Community Banks of CO	General Fund Operating	Checking	n/a	\$ 1,510,765
GENERAL FUND RESERVES:				
Colorado Trust (ColoTrust) <i>* Operating Reserve - 3 months (\$775,497)</i>	General Fund Reserve	Savings	5.02%	\$ 1,575,275
Colorado Trust (ColoTrust)	Police Reserve	Savings	5.02%	\$ 7
Colorado Trust (ColoTrust)	Fire Reserve	Savings	5.02%	\$ 66,949
Colorado Trust (ColoTrust)	Roads Reserve	Savings	5.02%	\$ 11,149
General Fund Reserves Subtotal				<u>\$ 1,653,380</u>
General Fund Accounts Total				<u><u>\$ 3,164,145</u></u>
WATER FUND				
WATER FUND OPERATING:				
Community Banks of CO	Water Fund Operating	Checking	n/a	\$ 1,216,341
WATER FUND RESERVES:				
Colorado Trust (ColoTrust)	Water Reserve	Savings	5.02%	\$ 200,658
Colorado Trust (ColoTrust)	Water Cap Imp Reserve	Savings	5.02%	\$ 222,990
RESTRICTED FUNDS (WATER FUND):				
Colorado Trust (ColoTrust) <i>* Restricted - Loan Reserve - 3 months (\$216,571)</i>	Water Loan Reserve	Savings	5.02%	\$ 222,299
Water Fund Accounts Total				<u><u>\$ 1,862,288</u></u>
CONSERVATION TRUST FUND				
CONSERVATION TRUST FUND:				
Colorado Trust (ColoTrust)	CTF Reserve	Savings	5.02%	\$ 30,486
Conservation Trust Fund Account Total				<u><u>\$ 30,486</u></u>



Financial Reports
November 2024

TOWN OF PALMER LAKE

SCHEDULE OF REVENUE, EXPENDITURES AND CHANGES IN FUND BALANCE - BUDGET AND ACTUAL GENERAL FUND

For the Eleven Months Ended November 30, 2024
UNAUDITED

	2024 Adopted Budget	Actual	Variance Favorable (Unfavorable)	Percent of Budget (YTD 92%)
REVENUE				
Taxes	\$ 2,869,043	\$ 3,441,724	\$ 572,681	120%
Fees and Licenses	291,025	199,543	(91,482)	69%
Intergovernmental	7,000	8,658	1,658	124%
Fines	65,000	59,980	(5,020)	92%
Interest	80,000	91,328	11,328	114%
Departmental	65,000	71,373	6,373	110%
Grants and Donations	1,199,782	203,486	(996,296)	17%
Miscellaneous	70,000	60,667	(9,333)	87%
Other Financing Sources	40,300	40,300	-	100%
Total Revenue	\$ 4,687,150	\$ 4,177,059	\$ (510,091)	89%
EXPENDITURES				
Administration				
Salaries and Benefits	\$ 246,873	\$ 185,750	\$ 61,123	75%
Professional Services	373,000	258,041	114,959	69%
Administrative/Operations	332,936	300,561	32,375	90%
Capital Outlays	10,000	11,129	(1,129)	111%
Total Administration	\$ 962,809	\$ 755,481	\$ 207,328	78%
Police Department				
Salaries and Benefits	\$ 674,622	\$ 599,696	\$ 74,926	89%
Professional Services	112,600	25,226	87,374	22%
Administrative/Operations	86,845	115,875	(29,030)	133%
Capital Outlays	80,000	99,634	(19,634)	125%
Total Police Department	\$ 954,067	\$ 840,431	\$ 113,636	88%
Fire Department				
Salaries and Benefits	\$ 630,741	\$ 589,682	\$ 41,059	93%
Professional Services	10,000	12,547	(2,547)	125%
Administrative/Operations	128,600	144,705	(16,105)	113%
Capital Outlays	-	35,145	(35,145)	0%
Total Fire Department	\$ 769,341	\$ 782,079	\$ (12,738)	102%
Public Works Department - Roads				
Salaries and Benefits	\$ 334,898	\$ 221,969	\$ 112,929	66%
Professional Services	40,300	25,365	14,935	63%
Administrative/Operations	167,500	105,700	61,800	63%
Capital Outlays	1,682,357	1,032,389	649,968	61%
Total Roads Department	\$ 2,225,055	\$ 1,385,423	\$ 839,632	62%
Public Works Department - Parks				
Administrative/Operations	\$ 42,100	\$ 31,717	\$ 10,383	75%
Capital Outlays	\$ 31,000	\$ 35,495	\$ (4,495)	115%
Total Parks Department	\$ 73,100	\$ 67,212	\$ 5,888	92%
Total Expenditures	\$ 4,984,373	\$ 3,830,626	\$ 1,153,747	77%
EXCESS OF REVENUE OVER (UNDER) EXPENDITURES	\$ (297,223)	\$ 346,433	\$ 643,656	
FUND BALANCE - BEGINNING OF YEAR		\$ 3,661,915		
FUND BALANCE - END OF YEAR		\$ 4,008,348		

Recommended Operating Reserve - 3 months

775,497

TOWN OF PALMER LAKE

SCHEDULE OF REVENUE, EXPENDITURES AND CHANGES IN FUNDS AVAILABLE - BUDGET AND ACTUAL WATER ENTERPRISE FUND

For the Eleven Months Ended November 30, 2024
UNAUDITED

	2024 Adopted Budget	Actual	Variance Favorable (Unfavorable)	Percent of Budget (YTD 92%)
REVENUE				
Water Billing	\$ 1,375,000	\$ 1,279,489	\$ (95,511)	93%
Water Improvement Fee	74,000	69,326	(4,674)	94%
Water Loan	216,000	198,572	(17,428)	92%
Water Tap Fees	72,000	40,380	(31,620)	56%
Water Meter/Parts	2,550	850	(1,700)	33%
Late Fees/Service Fees	16,000	18,425	2,425	115%
Interest	24,000	30,812	6,812	128%
American Rescue Plan	103,669	103,669	-	100%
PLES Upper Glenway Water Improvement	287,697	-	(287,697)	0%
Miscellaneous	-	795	795	0%
Total Revenue	\$ 2,170,916	\$ 1,742,318	\$ (428,598)	80%
EXPENDITURES				
Salaries and Benefits	\$ 519,749	\$ 389,657	\$ 130,092	75%
Professional Services	137,000	79,790	57,210	58%
Administrative/Operations	438,300	378,156	60,144	86%
Capital Outlays	1,015,995	788,523	227,472	78%
Debt Service	197,515	197,513	2	100%
Other Uses	40,300	40,300	-	100%
Total Expenditures	\$ 2,348,859	\$ 1,873,939	\$ 474,920	80%
EXCESS OF REVENUE OVER (UNDER) EXPENDITURES				
	\$ (177,943)	\$ (131,621)	\$ 46,322	
FUND BALANCE - BEGINNING OF YEAR		\$ 1,304,220		
FUND BALANCE - END OF YEAR		\$ 1,172,599		
Less: Restricted Operating Reserve - 3 months		(216,571)	<i>Note 1</i>	
FUND BALANCE - END OF YEAR - Unrestricted		\$ 956,028		

Note 1: CWR&PDA Loan Requirement

TOWN OF PALMER LAKE

STATEMENT OF REVENUE, EXPENDITURES AND CHANGES IN FUND BALANCE - BUDGET AND ACTUAL CONSERVATION TRUST FUND

For the Eleven Months Ended November 30, 2024

UNAUDITED

	2024 Adopted Budget	Actual	Variance Favorable (Unfavorable)	Percent of Budget (YTD 92%)
REVENUE				
State Shared Revenue	\$ 36,140	\$ 24,650	\$ (11,490)	68%
Interest	1,200	1,453	253	121%
Total Revenue	\$ 37,340	\$ 26,103	\$ (11,237)	70%
EXPENDITURES				
Salaries and Benefits	\$ 14,380	\$ 8,651	\$ 5,729	60%
Administrative/Operations	3,000	-	3,000	0%
Capital Outlays	19,000	-	19,000	0%
Total Expenditures	\$ 36,380	\$ 8,651	\$ 27,729	24%
NET CHANGE IN FUND BALANCE	\$ 960	\$ 17,452	\$ 16,492	
FUND BALANCE - BEGINNING OF YEAR		\$ 59,044		
FUND BALANCE - END OF YEAR - Restricted		\$ 76,496		



Accounts Payable Reports

November 2024

Ranges: From: To: From: To:
 Check Number First Last Check Date 11/1/2024 11/30/2024
 Vendor ID First Last Checkbook ID First Last
 Vendor Name First Last

Sorted By: Check Number

* Voided Checks

Check Number	Vendor ID	Vendor Check Name	Check Date	Checkbook ID	Audit Trail Code	Amount
50227	4RIVERSEQUIPMEN	4 RIVERS EQUIPMENT	11/7/2024	COBANK-CKG 9495	PMCHK00000194	\$1,230.74
50228	AIRGAS	AIRGAS USA, LLC	11/7/2024	COBANK-CKG 9495	PMCHK00000194	\$138.81
50229	AMCOBIIT	AMCOBI	11/7/2024	COBANK-CKG 9495	PMCHK00000194	\$4,205.50
50230	AMERICANLEAK	AMERICAN LEAK DETECTION OF SOU	11/7/2024	COBANK-CKG 9495	PMCHK00000194	\$600.00
50231	CHAVEZCONSULTIN	CHAVEZ CONSULTING INC., LLC	11/7/2024	COBANK-CKG 9495	PMCHK00000194	\$3,662.50
50232	CITYOFFORTCOLLI	CITY OF FORT COLLINS	11/7/2024	COBANK-CKG 9495	PMCHK00000194	\$90.00
50233	COLORADODEPTOFL	COLORADO DEPARTMENT OF LABOR A	11/7/2024	COBANK-CKG 9495	PMCHK00000194	\$9,177.00
50234	CKT	COMMON KNOWLEDGE TECHNOLOGY	11/7/2024	COBANK-CKG 9495	PMCHK00000194	\$2,710.50
50235	COREANDMAIN	CORE & MAIN LLP	11/7/2024	COBANK-CKG 9495	PMCHK00000194	\$8,598.14
50236	ECS	EMPLOYERS COUNCIL	11/7/2024	COBANK-CKG 9495	PMCHK00000194	\$238.50
50237	ESO	ESO SOLUTIONS, INC.	11/7/2024	COBANK-CKG 9495	PMCHK00000194	\$208.53
50238	EVOQUA	EVOQUA WATER TECHNOLOGIES LLC	11/7/2024	COBANK-CKG 9495	PMCHK00000194	\$1,513.00
50239	HOMEDEPOTCREDIT	HOME DEPOT CREDIT SERVICES	11/7/2024	COBANK-CKG 9495	PMCHK00000194	\$429.59
50240	MEYER&SAMS,INC	MEYER & SAMS, INC. DBA GMS INC	11/7/2024	COBANK-CKG 9495	PMCHK00000194	\$8,472.00
50241	MYFLEETCENTER	MYFLEETCENTER	11/7/2024	COBANK-CKG 9495	PMCHK00000194	\$118.12
50242	NEVADATAPMASTER	NEVADA TAP MASTER, INC.	11/7/2024	COBANK-CKG 9495	PMCHK00000194	\$9,180.54
50243	PALMERLAKESANIT	PALMER LAKE SANITATION	11/7/2024	COBANK-CKG 9495	PMCHK00000194	\$978.80
50244	PIONEER	PIONEER	11/7/2024	COBANK-CKG 9495	PMCHK00000194	\$5,219.15
50245	SGS	SGS NORTH AMERICA, INC.	11/7/2024	COBANK-CKG 9495	PMCHK00000194	\$394.00
50246	STERICYCLE	STERICYCLE, INC.	11/7/2024	COBANK-CKG 9495	PMCHK00000194	\$40.52
50247	TAMELAVERLARE	TAMELA VERLARE	11/7/2024	COBANK-CKG 9495	PMCHK00000194	\$75.00
50248	GAZETTE	THE GAZETTE	11/7/2024	COBANK-CKG 9495	PMCHK00000194	\$297.89
50249	TROJANTECH	TROJAN TECHNOLOGIES CORP.	11/7/2024	COBANK-CKG 9495	PMCHK00000194	\$6,171.45
50250	UTILITYMAINTENA	UTILITY MAINTENANCE INSPECTION	11/7/2024	COBANK-CKG 9495	PMCHK00000194	\$5,440.00
50251	UNCC	UTILITY NOTIFICATION CENTER OF	11/7/2024	COBANK-CKG 9495	PMCHK00000194	\$56.76
50252	WEARPARTS&EQUIP	Wear Parts & Equipment	11/7/2024	COBANK-CKG 9495	PMCHK00000194	\$1,209.53
* 50253	APPLIEDINGENUIT	APPLIED INGENUITY, LLC	11/14/2024	COBANK-CKG 9495	PMCHK00000195	\$6,278.42
* 50254	CML	CML	11/14/2024	COBANK-CKG 9495	PMCHK00000195	\$1,728.00
* 50255	GRAINGER	GRAINGER	11/14/2024	COBANK-CKG 9495	PMCHK00000195	\$197.06
* 50256	ORKIN	Orkin	11/14/2024	COBANK-CKG 9495	PMCHK00000195	\$723.90
* 50257	DPCINDUSTRIES	PVS DX, INC.	11/14/2024	COBANK-CKG 9495	PMCHK00000195	\$70.00
* 50258	REPUBLICSERVICE	REPUBLIC SERVICES #653	11/14/2024	COBANK-CKG 9495	PMCHK00000195	\$1,602.64
* 50259	SYMBOLARTSLLC	SYMBOLARTS LLC	11/14/2024	COBANK-CKG 9495	PMCHK00000195	\$502.50
* 50260	WESTFORKCONSTRU	WEST FORK CONSTRUCTION LLC	11/14/2024	COBANK-CKG 9495	PMCHK00000195	\$2,972.20
50261	APPLIEDINGENUIT	APPLIED INGENUITY, LLC	11/14/2024	COBANK-CKG 9495	PMCHK00000196	\$6,278.42
50262	CML	CML	11/14/2024	COBANK-CKG 9495	PMCHK00000196	\$1,728.00
50263	GRAINGER	GRAINGER	11/14/2024	COBANK-CKG 9495	PMCHK00000196	\$197.06
50264	ORKIN	Orkin	11/14/2024	COBANK-CKG 9495	PMCHK00000196	\$723.90
50265	DPCINDUSTRIES	PVS DX, INC.	11/14/2024	COBANK-CKG 9495	PMCHK00000196	\$70.00
50266	REPUBLICSERVICE	REPUBLIC SERVICES #653	11/14/2024	COBANK-CKG 9495	PMCHK00000196	\$1,602.64
50267	SYMBOLARTSLLC	SYMBOLARTS LLC	11/14/2024	COBANK-CKG 9495	PMCHK00000196	\$502.50
50268	WESTFORKCONSTRU	WEST FORK CONSTRUCTION LLC	11/14/2024	COBANK-CKG 9495	PMCHK00000196	\$2,972.20
50269	AIRGAS	AIRGAS USA, LLC	11/20/2024	COBANK-CKG 9495	PMCHK00000197	\$47.38
50270	AT&TMOBILITY	AT & T MOBILITY	11/20/2024	COBANK-CKG 9495	PMCHK00000197	\$1,601.67
50271	CENTURYLINK	CENTURYLINK	11/20/2024	COBANK-CKG 9495	PMCHK00000197	\$657.33
50272	COLORADODIVISIO	COLORADO DIVISION OF FIRE PREV	11/20/2024	COBANK-CKG 9495	PMCHK00000197	\$30.00
50273	COLORADORURALWA	Colorado Rural Water Associati	11/20/2024	COBANK-CKG 9495	PMCHK00000197	\$320.00
50274	DANAKEPNERCOMPA	DANA KEPNER COMPANY, LLC	11/20/2024	COBANK-CKG 9495	PMCHK00000197	\$650.00
50275	JAN-PROFRANCHIS	JAN-PRO FRANCHISE DEVELOPMENT	11/20/2024	COBANK-CKG 9495	PMCHK00000197	\$267.75
50276	JENNWILDE	JENN WILDE	11/20/2024	COBANK-CKG 9495	PMCHK00000197	\$209.00
50277	CICCOLELLAJOHNS	JOHN CICCOLELLA	11/20/2024	COBANK-CKG 9495	PMCHK00000197	\$320.00
50278	MONARCHMERCHANT	MONARCH MERCHANDISING	11/20/2024	COBANK-CKG 9495	PMCHK00000197	\$155.94
50279	MYFLEETCENTER	MYFLEETCENTER	11/20/2024	COBANK-CKG 9495	PMCHK00000197	\$62.02

* Voided Checks

Check Number	Vendor ID	Vendor Check Name	Check Date	Checkbook ID	Audit Trail Code	Amount
-----						-----
Total Checks:	53				Total Amount of Checks:	\$88,852.38
						=====

Town of Palmer Lake
 ACH REGISTER REPORT
 Payables Management

ACH Date	From:	To:
Checkbook ID	11/1/2024	11/30/2024
	COBANK-CKG 9495	COBANK-CKG 9495

Sorted By: Date

Trx Date	Orig. Audit Trail	Distribution Reference	Orig. Master Number	Orig. Master Name	Amount
11/4/2024	CMTRX00000172	Bank Transaction Entry	WDL000001686	Parking Kiosk Fee	196.33
11/6/2024	CMTRX00000172	Bank Transaction Entry	WDL000001683	CORE Electric	9,302.96
11/6/2024	CMTRX00000172	Bank Transaction Entry	WDL000001687	WEX Fuel	3,131.61
11/7/2024	CMTRX00000172	Bank Transaction Entry	WDL000001685	Humana	1,247.95
11/7/2024	CMTRX00000172	Bank Transaction Entry	WDL000001688	PCS	1,426.81
11/12/2024	CMTRX00000172	Bank Transaction Entry	WDL000001674	Black Hills Energy	136.57
11/12/2024	CMTRX00000172	Bank Transaction Entry	WDL000001684	HealthEquity	7.50
11/12/2024	CMTRX00000172	Bank Transaction Entry	WDL000001691	FPPA	7,084.58
11/13/2024	CMTRX00000172	Bank Transaction Entry	WDL000001675	Black Hills Energy	79.75
11/13/2024	CMTRX00000172	Bank Transaction Entry	WDL000001676	Black Hills Energy	40.32
11/13/2024	CMTRX00000172	Bank Transaction Entry	WDL000001677	Black Hills Energy	39.57
11/13/2024	CMTRX00000172	Bank Transaction Entry	WDL000001678	Black Hills Energy	36.60
11/13/2024	CMTRX00000172	Bank Transaction Entry	WDL000001679	Black Hills Energy	35.84
11/13/2024	CMTRX00000172	Bank Transaction Entry	WDL000001680	Black Hills Energy	30.66
11/13/2024	CMTRX00000172	Bank Transaction Entry	WDL000001681	Black Hills Energy	25.44
11/13/2024	CMTRX00000172	Bank Transaction Entry	WDL000001682	Black Hills Energy	25.44
11/14/2024	CMTRX00000173	Bank Transaction Entry	WDL000001694	Paycom	62,179.76
11/18/2024	CMTRX00000172	Bank Transaction Entry	WDL000001693	Visa Cardmember Services	11,424.63
11/20/2024	CMTRX00000172	Bank Transaction Entry	WDL000001690	PCS	1,494.07
11/21/2024	CMTRX00000172	Bank Transaction Entry	WDL000001661	Amcobi	1,514.11
11/21/2024	CMTRX00000172	Bank Transaction Entry	WDL000001662	Amcobi	771.21
11/21/2024	CMTRX00000172	Bank Transaction Entry	WDL000001663	Amcobi	211.24
11/21/2024	CMTRX00000172	Bank Transaction Entry	WDL000001664	Amcobi	140.65
11/21/2024	CMTRX00000172	Bank Transaction Entry	WDL000001665	Amcobi	122.65
11/21/2024	CMTRX00000172	Bank Transaction Entry	WDL000001666	Amcobi	114.37
11/21/2024	CMTRX00000172	Bank Transaction Entry	WDL000001667	Amcobi	113.53
11/21/2024	CMTRX00000172	Bank Transaction Entry	WDL000001668	Amcobi	91.72
11/21/2024	CMTRX00000172	Bank Transaction Entry	WDL000001669	Amcobi	90.04
11/21/2024	CMTRX00000172	Bank Transaction Entry	WDL000001670	Amcobi	89.20
11/21/2024	CMTRX00000172	Bank Transaction Entry	WDL000001671	Amcobi	88.36
11/21/2024	CMTRX00000172	Bank Transaction Entry	WDL000001672	Amcobi	85.00
11/21/2024	CMTRX00000172	Bank Transaction Entry	WDL000001692	FPPA	7,249.65
11/26/2024	CMTRX00000172	Bank Transaction Entry	WDL000001673	Anthem	8,376.85
11/27/2024	CMTRX00000173	Bank Transaction Entry	WDL000001695	Paycom	64,002.08
Total ACHs:	34			Total Amount of ACHs:	\$ 181,007.05



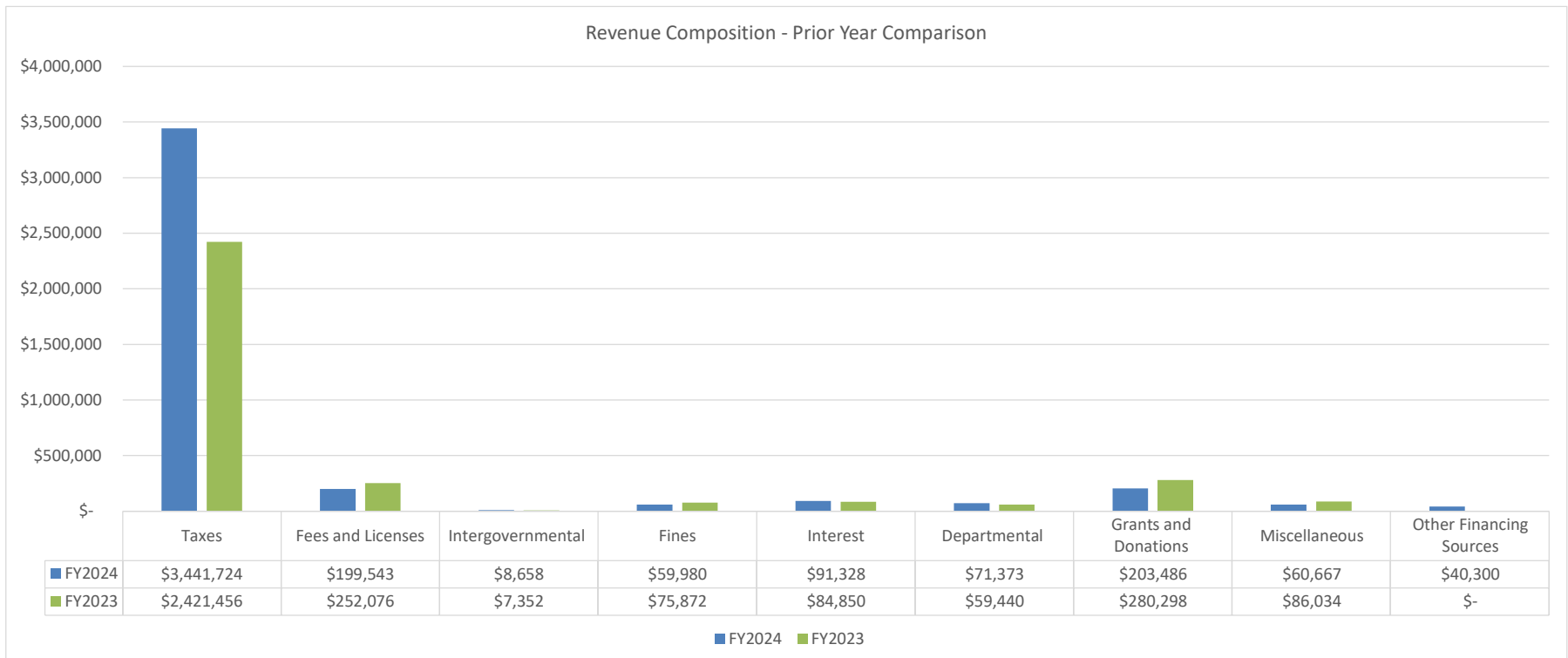
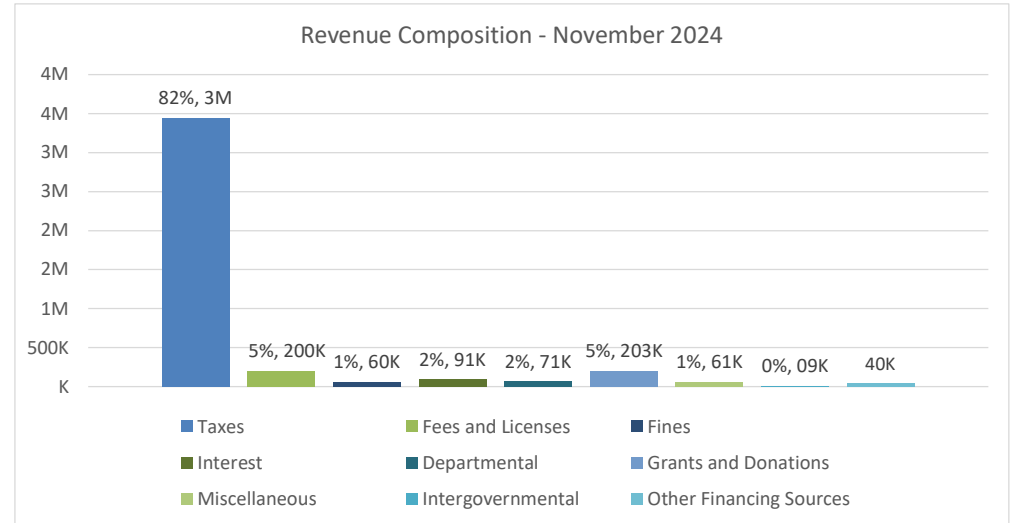
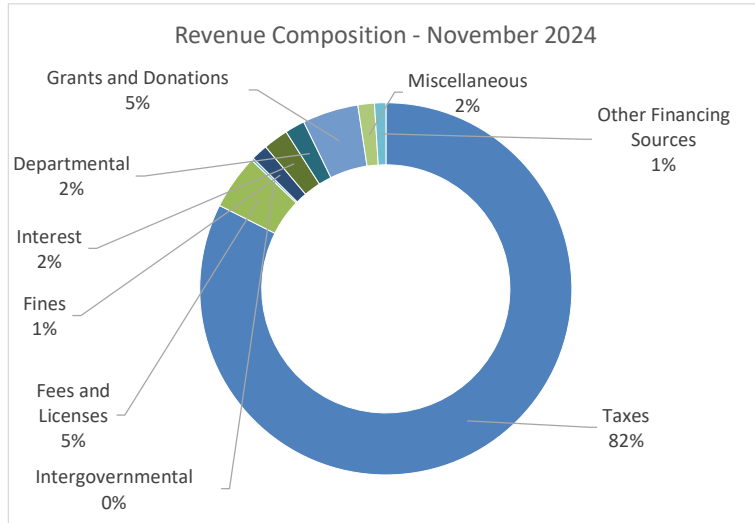
Charts

November 2024

TOWN OF PALMER LAKE

REVENUE CHARTS GENERAL FUND

For the Eleven Months Ended November 30, 2024
UNAUDITED



TOWN OF PALMER LAKE

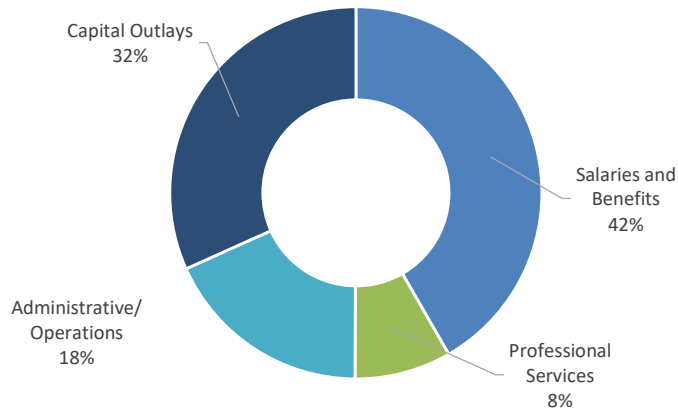
EXPENDITURE CHARTS

GENERAL FUND

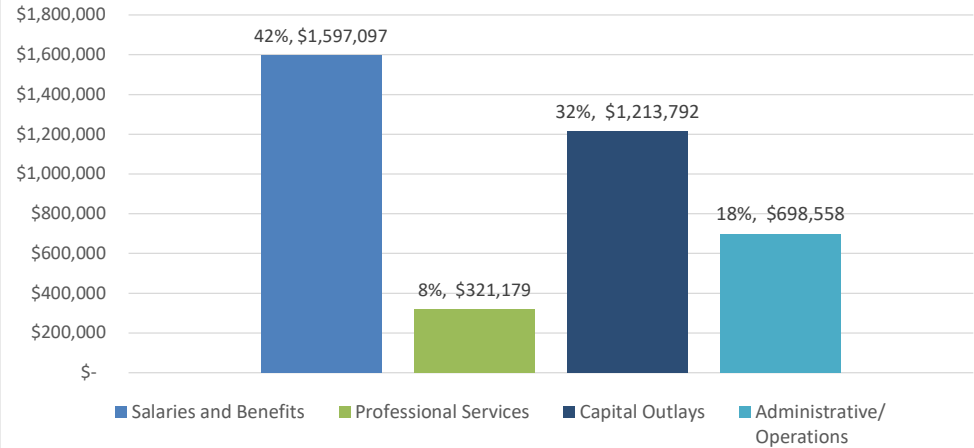
For the Eleven Months Ended November 30, 2024

UNAUDITED

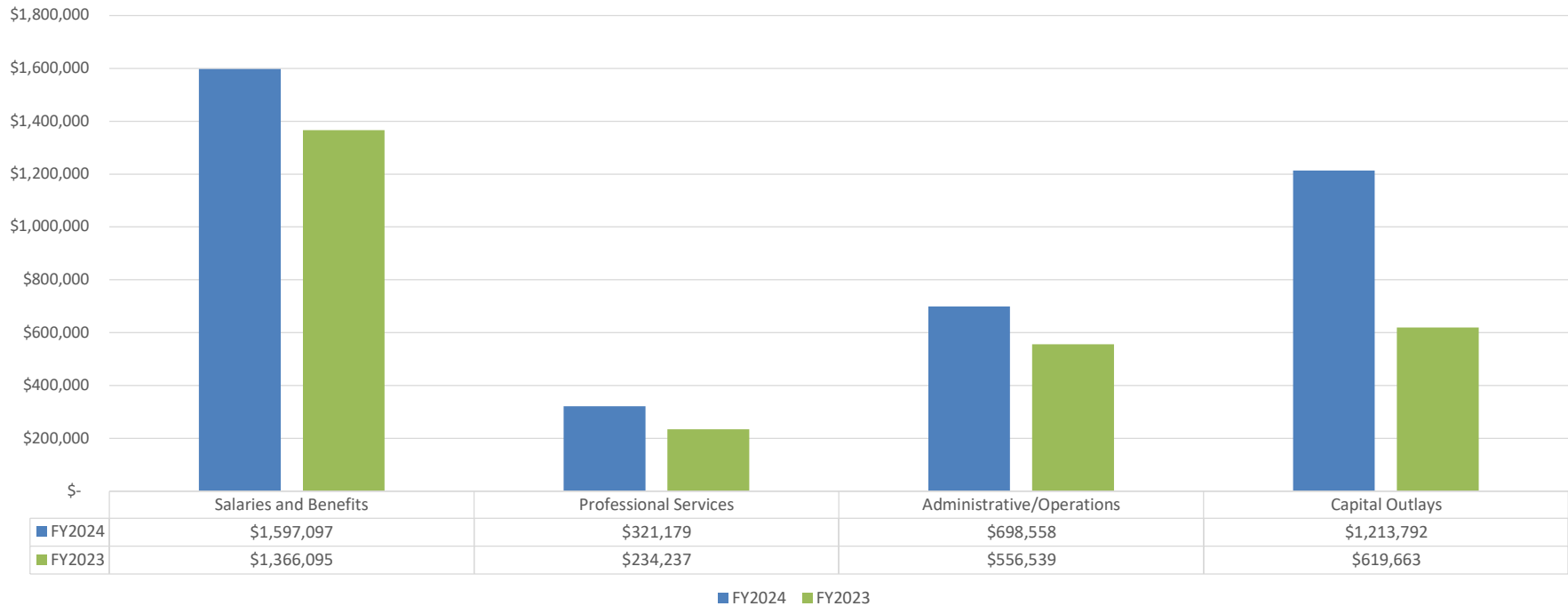
Expenditure Composition by Type - November 2024



Expenditure Composition by Type - November 2024



Expenditure Composition by Type - Prior Year Comparison



TOWN OF PALMER LAKE

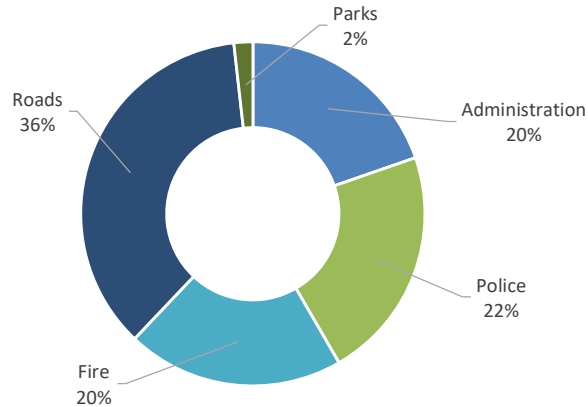
EXPENDITURE CHARTS

GENERAL FUND

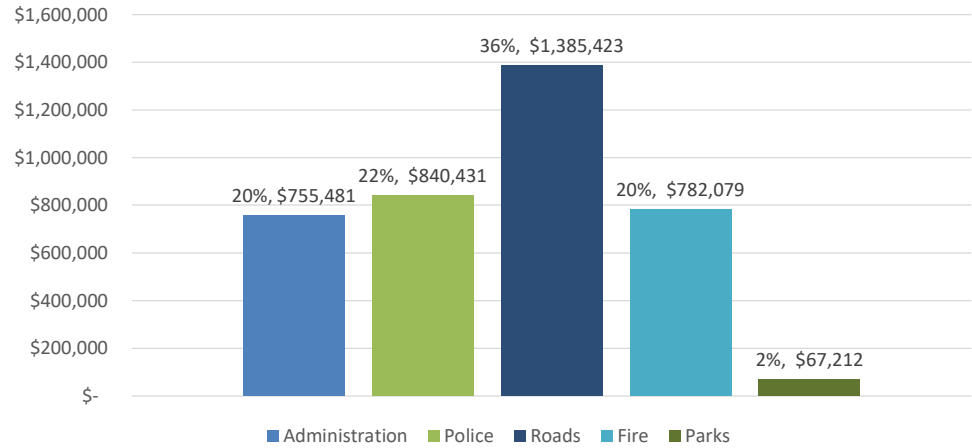
For the Eleven Months Ended November 30, 2024

UNAUDITED

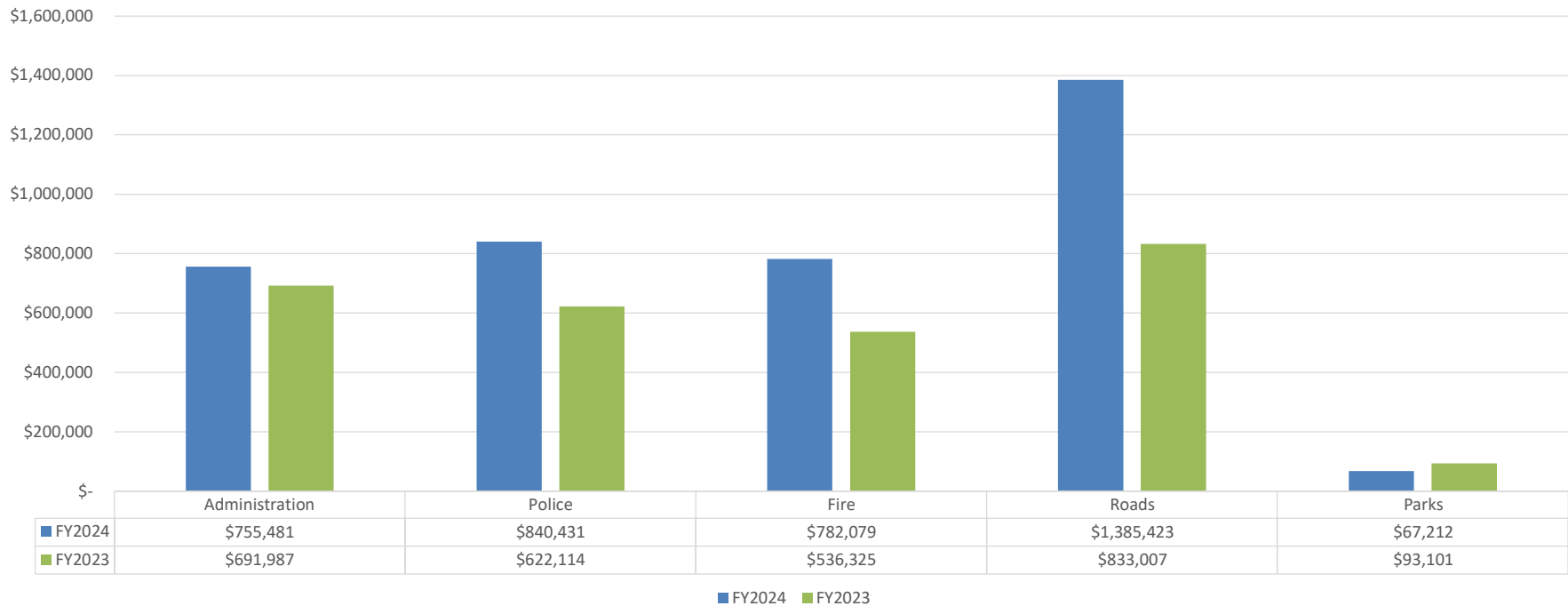
Expenditure Composition by Department - November 2024



Expenditure Composition by Department - November 2024



Expenditure Composition by Department - Prior Year Comparison



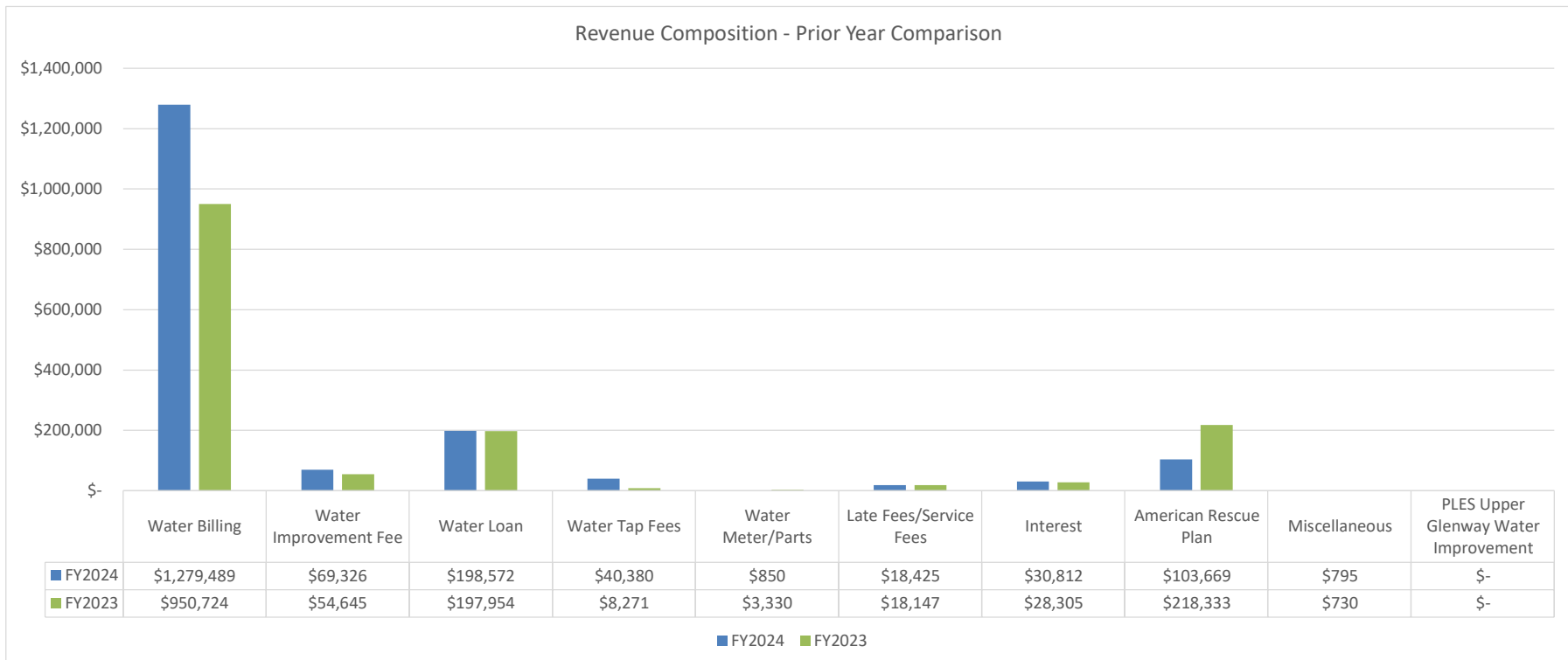
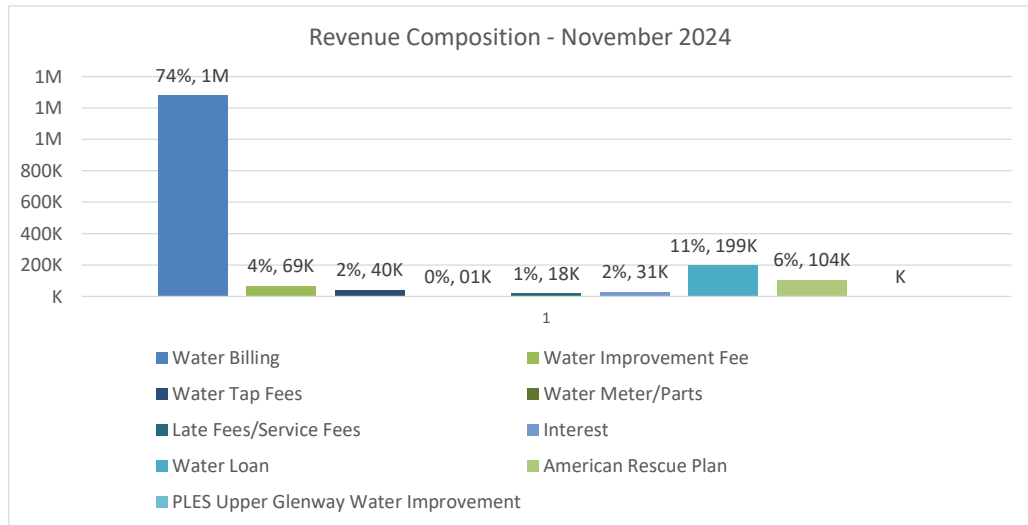
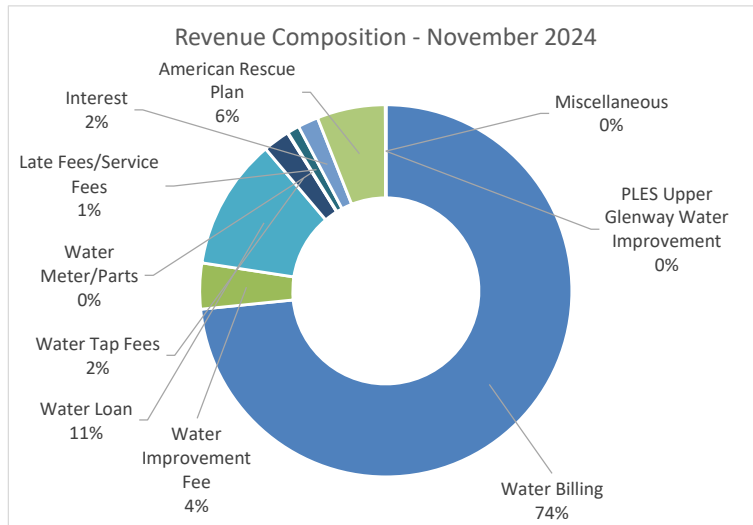
TOWN OF PALMER LAKE

REVENUE CHARTS

WATER ENTERPRISE FUND

For the Eleven Months Ended November 30, 2024

UNAUDITED



TOWN OF PALMER LAKE

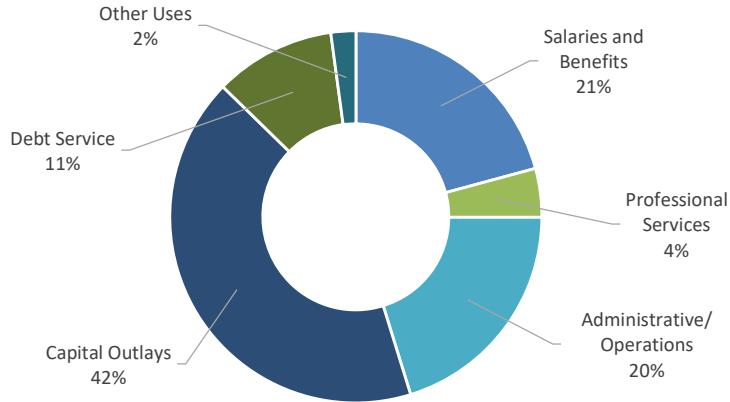
EXPENDITURE CHARTS

WATER ENTERPRISE FUND

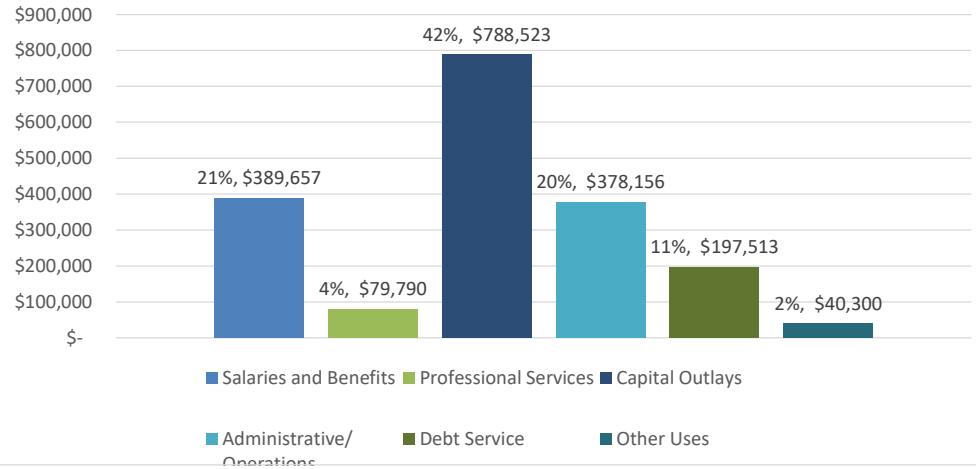
For the Eleven Months Ended November 30, 2024

UNAUDITED

Expenditure Composition by Type - November 2024



Expenditure Composition by Type - November 2024



Expenditure Composition by Type - Prior Year Comparison

