


TOWN OF PALMER LAKE
Financial Statements
September 2022
Unaudited



CASH POSITION

September 30, 2022



TOWN OF PALMER LAKE
Schedule of Cash Position
September 30, 2022

FINANCIAL INSTITUTION	TYPE OF ACCOUNT	CHECKING / SAVINGS	BANK RATE	BALANCE
OPERATING FUNDS:				
Community Banks of CO	General Fund Operating	Checking	n/a	\$ 1,492,132
<i>* Restricted - Operating Reserve - 3 months (\$582,475)</i>				
Community Banks of CO	Water Fund Operating	Checking	n/a	\$ 1,197,363
<i>* Restricted - Operating Reserve - 3 months (\$236,018)</i>				
Colorado Trust (ColoTrust)	General Fund	Savings	2.62%	\$ 984,653
Subtotal - Operating Funds				\$ 3,674,148
RESTRICTED FUNDS:				
Colorado Trust (ColoTrust)	Water Reserve 2010	Savings	2.62%	\$ 178,710
Colorado Trust (ColoTrust)	Water Loan Reserve	Savings	2.62%	\$ 199,052
Colorado Trust (ColoTrust)	Water Savings	Savings	2.62%	\$ 200,000
Colorado Trust (ColoTrust)	Police CIP Reserve	Savings	2.62%	\$ 7
Colorado Trust (ColoTrust)	Fire CIP Reserve	Savings	2.62%	\$ 59,948
Colorado Trust (ColoTrust)	CTF Reserve	Savings	2.62%	\$ 27,298
Subtotal - Restricted Funds				\$ 665,015
TOTAL				\$ 4,339,164

GENERAL FUND
September 2022



TOWN OF PALMER LAKE

SCHEDULE OF REVENUE, EXPENDITURES AND CHANGES IN FUND BALANCE - BUDGET AND ACTUAL GENERAL FUND


For the Nine Months Ended September 30, 2022
UNAUDITED

	2022 Adopted Budget	Actual	Variance Favorable (Unfavorable)	Percent of Budget (YTD 75%)
REVENUE				
Taxes	\$ 2,090,342	\$ 1,944,401	\$ (145,941)	93%
Fees and Licenses	191,900	174,450	(17,450)	91%
Intergovernmental	14,100	7,073	(7,027)	50%
Fines	70,900	48,065	(22,835)	68%
Interest income	12,000	15,381	3,381	128%
Departmental	19,000	49,004	30,004	258%
Miscellaneous income	170,100	142,135	(27,965)	84%
Total Revenue	\$ 2,568,342	\$ 2,380,509	\$ (187,833)	93%
EXPENDITURES				
General and Administrative				
Salaries and Benefits	\$ 179,369	\$ 126,397	\$ 52,972	70%
Professional Services	315,785	300,335	15,450	95%
General Administration	605,730	432,968	172,762	71%
Total General and Administrative	\$ 1,100,885	\$ 859,700	\$ 241,184	78%
Police Department				
Salaries and Benefits	\$ 588,861	\$ 384,490	\$ 204,371	65%
Professional Services	-	-	-	0%
General Administration	60,470	28,630	31,840	47%
Total Police Department	\$ 649,331	\$ 413,120	\$ 236,211	64%
Fire Department				
Salaries and Benefits	\$ 464,572	\$ 325,388	\$ 139,184	70%
Professional Services	-	-	-	0%
General Administration	73,050	81,023	(7,973)	111%
Total Fire Department	\$ 537,622	\$ 406,411	\$ 131,211	76%
Roads Department				
Salaries and Benefits	\$ 187,002	\$ 128,918	\$ 58,084	69%
Professional Services	20,000	1,968	18,032	10%
General Administration	388,071	109,008	279,063	28%
Total Roads Department	\$ 595,073	\$ 239,894	\$ 355,179	40%
Parks Department				
Salaries and Benefits	\$ 62,231	\$ 13,605	\$ 48,626	22%
General Administration	23,200	13,549	9,651	58%
Total Parks Department	\$ 85,431	\$ 27,154	\$ 58,277	32%
Total Expenditures	\$ 2,968,341	\$ 1,946,279	\$ 1,022,062	66%
EXCESS OF REVENUE OVER (UNDER) EXPENDITURES	\$ (400,000)	\$ 434,230	\$ 834,229	
FUNDS BALANCE - BEGINNING OF YEAR		\$ 2,749,080		
FUNDS BALANCE - END OF YEAR		\$ 3,183,310		
Less:				
Restricted:				
Operating Reserve - 3 months		(582,475)	<i>Note 1</i>	
Fire - CIP Reserve		(59,948)		
FUNDS AVAILABLE - END OF YEAR - Unrestricted		\$ 2,540,887		

Note 1: A 12 Month Operating Reserve would be Optimum

WATER ENTERPRISE FUND

September 2022



TOWN OF PALMER LAKE

SCHEDULE OF REVENUE, EXPENDITURES AND CHANGES IN FUNDS AVAILABLE - BUDGET AND ACTUAL

WATER ENTERPRISE FUND

For the Nine Months Ended September 30, 2022

UNAUDITED

	<u>2022 Adopted Budget</u>	<u>Actual</u>	<u>Variance Favorable (Unfavorable)</u>	<u>Percent of Budget (YTD 75%)</u>
REVENUE				
Water Revenue	\$ 1,198,500	\$ 886,688	\$ (311,812)	74%
Water Fees	71,957	40,603	(31,354)	56%
Water Taps	200,000	54,222	(145,778)	27%
Late Fees/ Service Fees	-	15,064	15,064	0%
Water Meters	6,500	1,950	(4,550)	30%
Interest	3,000	2,944	(56)	98%
Miscellaneous	-	525	525	0%
Total Revenue	<u>\$ 1,479,957</u>	<u>\$ 1,001,996</u>	<u>\$ (477,961)</u>	<u>68%</u>
EXPENDITURES				
Salaries and Benefits	\$ 454,797	\$ 302,578	\$ 152,219	67%
Professional Services	127,500	98,060	29,440	77%
Administrative	183,450	198,725	(15,275)	108%
Operations	874,054	264,877	609,177	30%
Debt Service	183,229	103,070	80,159	56%
Total Expenditures	<u>\$ 1,823,030</u>	<u>\$ 967,310</u>	<u>\$ 855,720</u>	<u>53%</u>
EXCESS OF REVENUE OVER (UNDER) EXPENDITURES	<u>\$ (343,072)</u>	<u>\$ 34,686</u>	<u>\$ 377,759</u>	
FUNDS AVAILABLE - BEGINNING OF YEAR		<u>\$ 656,879</u>		
FUNDS AVAILABLE - END OF YEAR		<u>\$ 691,565</u>		
Less:				
Restricted:				
Operating Reserve - 3 months (CWR&PDA Loan Requirement)		(236,018)	<i>Note 1</i>	
Water Loan Reserve		(199,052)		
Water Reserve - 2010		<u>(178,710)</u>		
FUNDS AVAILABLE - END OF YEAR - Unrestricted		<u>\$ 77,785</u>		

Note 1: A 12 Month Operating Reserve would be Optimum

CONSERVATION TRUST FUND

September 2022



TOWN OF PALMER LAKE

STATEMENT OF REVENUE, EXPENDITURES AND CHANGES IN FUND BALANCE - BUDGET AND ACTUAL CONSERVATION TRUST FUND

For the Nine Months Ended September 30, 2022

UNAUDITED

	<u>2022 Adopted Budget</u>	<u>Actual</u>	<u>Variance Favorable (Unfavorable)</u>	<u>Percent of Budget (YTD 75%)</u>
REVENUE				
State Shared Revenue	\$ 44,406	\$ 24,713	\$ (19,693)	56%
Interest/Miscellaneous income	-	213	213	0%
Total Revenue	<u>\$ 44,406</u>	<u>\$ 24,926</u>	<u>\$ (19,480)</u>	<u>56%</u>
EXPENDITURES				
Salaries and Benefits	\$ 18,774	\$ 18,259	\$ 515	97%
Administrative	25,630	11,979	13,651	47%
Total Expenditures	<u>\$ 44,405</u>	<u>\$ 30,238</u>	<u>\$ 14,166</u>	<u>68%</u>
NET CHANGE IN FUND BALANCE	<u>\$ 1</u>	<u>\$ (5,312)</u>	<u>\$ (5,314)</u>	
FUND BALANCE - BEGINNING OF YEAR		<u>\$ 36,140</u>		
FUND BALANCE - END OF YEAR - Restricted		<u><u>\$ 30,828</u></u>		

GRANTS AND DONATIONS FUND

September 2022



TOWN OF PALMER LAKE

SCHEDULE OF REVENUE, EXPENDITURES AND CHANGES IN FUNDS AVAILABLE - BUDGET AND ACTUAL GRANTS & DONATIONS

For the Eight Months Ended August 31, 2022

UNAUDITED

For Information Purposes Only

	2022 Budget	YTD Actual	Variance Favorable (Unfavorable)	Percent of Budget (YTD 75%)
REVENUE				
FPPA Matching Funds	\$ 14,000	\$ -	\$ (14,000)	0%
Fire Mitigation Grant	50,000	-	(50,000)	0%
DOLA EIAF Water Sys- PER Grant	15,000	-	(15,000)	0%
CDOT Bridge Rehab	200,000	-	(200,000)	0%
CDOT PL Elementary Road Improvements	176,590	-	(176,590)	0%
American Rescue Plan	376,145	376,145	-	100%
CDPHE 2020 WQIF	-	25,300	25,300	0%
Fire Grants	-	17,263	17,263	0%
Police Donations/ Grants	59,437	79,674	20,237	134%
Parks Donations/ Grants	1,000	843	(157)	84%
Total Revenue	<u>\$ 892,172</u>	<u>\$ 499,225</u>	<u>\$ (392,947)</u>	<u>56%</u>
EXPENDITURES				
General Administrative				
Grants Expense- DOLA / GOCO	\$ -	\$ -	\$ -	0%
Total General Administrative Expenditures	<u>\$ -</u>	<u>\$ -</u>	<u>\$ -</u>	<u>0%</u>
Police Department Expenditures				
Grant Expense	\$ 59,537	\$ 36,294	\$ 23,243	61%
Total Police Department Expenditures	<u>\$ 59,537</u>	<u>\$ 36,294</u>	<u>\$ 23,243</u>	<u>61%</u>
Fire Department Expenditures				
Grants Expense	\$ -	\$ 10,788	\$ (10,788)	0%
Fire Mitigation CUSP	50,000	2,048	47,952	4%
Total Fire Department Expenditures	<u>\$ 50,000</u>	<u>\$ 12,836</u>	<u>\$ 37,164</u>	<u>26%</u>
Roads Department Expenditures				
CDOT Bridge Rehab	\$ 200,000	\$ -	\$ 200,000	0%
CDOT PL Elementary Road Improvements	176,590	20	176,570	0%
Grants Expense- Douglas	13,900	-	13,900	0%
Total Roads Department Expenditures	<u>\$ 390,490</u>	<u>\$ 20</u>	<u>\$ 390,470</u>	<u>0%</u>
Parks Department Expenditures				
Parks Committee (donations)	\$ 1,000	\$ 300	\$ 700	30%
Total Parks Department Expenditures	<u>\$ 1,000</u>	<u>\$ 300</u>	<u>\$ 700</u>	<u>30%</u>
Water Department Expenditures				
American Rescue Plan	\$ 376,145	\$ 343	\$ 375,802	0%
DOLA EIAF Water Sys- PER Grant	15,000	-	15,000	0%
Total Water Department Expenditures	<u>\$ 391,145</u>	<u>\$ 343</u>	<u>\$ 390,802</u>	<u>0%</u>
Total Expenditures	<u>\$ 892,172</u>	<u>\$ 49,793</u>	<u>\$ 842,379</u>	
EXCESS OF REVENUE OVER (UNDER) EXPENDITURES				
	<u>\$ -</u>	<u>\$ 449,432</u>	<u>\$ 449,432</u>	

Check Register

September 2022



Ranges: From: To: From: To:
 Check Number First Last Check Date 9/1/2022 9/30/2022
 Vendor ID First Last Checkbook ID First Last
 Vendor Name First Last

Sorted By: Check Number

* Voided Checks

Check Number	Vendor ID	Vendor Check Name	Check Date	Checkbook ID	Audit Trail Code	Amount
48309	4RIVERSEQUIPMEN	4 RIVERS EQUIPMENT	9/8/2022	COBANK-CKG 9495	PMCHK00000048	\$5,223.99
48310	ATOZRECREATION	A TO Z RECREATION	9/8/2022	COBANK-CKG 9495	PMCHK00000048	\$2,999.00
48311	ALLWATERSUPPLY	ALL WATER SUPPLY LLC	9/8/2022	COBANK-CKG 9495	PMCHK00000048	\$66.84
48312	AMCOBI	AmCobi	9/8/2022	COBANK-CKG 9495	PMCHK00000048	\$2,107.73
48313	AMCOBIIT	AMCOBI	9/8/2022	COBANK-CKG 9495	PMCHK00000048	\$3,756.50
48314	BRADLEYEXCAVATI	BRADLEY EXCAVATING INC.	9/8/2022	COBANK-CKG 9495	PMCHK00000048	\$5,196.57
48315	CANYONSYSTEMS	CANYON SYSTEMS INC.	9/8/2022	COBANK-CKG 9495	PMCHK00000048	\$2,433.31
48316	CENTURYLINK	CENTURYLINK	9/8/2022	COBANK-CKG 9495	PMCHK00000048	\$216.80
48317	CIVICPLUSLLC	CIVICPLUS LLC	9/8/2022	COBANK-CKG 9495	PMCHK00000048	\$150.00
48318	COLORADODIVISIO	COLORADO DIVISION OF FIRE PREV	9/8/2022	COBANK-CKG 9495	PMCHK00000048	\$30.00
48319	CKT	COMMON KNOWLEDGE TECHNOLOGY	9/8/2022	COBANK-CKG 9495	PMCHK00000048	\$4,380.00
48320	CRAIGSPOWEREQUI	CRAIG'S POWER EQUIPMENT LLC	9/8/2022	COBANK-CKG 9495	PMCHK00000048	\$30.00
48321	DELINDASTORY	DELINDA STORY	9/8/2022	COBANK-CKG 9495	PMCHK00000048	\$575.00
48322	DPCINDUSTRIES	DPC INDUSTRIES, INC.	9/8/2022	COBANK-CKG 9495	PMCHK00000048	\$70.00
48323	DTITRUCKS	DTI TRUCKS	9/8/2022	COBANK-CKG 9495	PMCHK00000048	\$4,238.07
48324	EMERGENCYNETWOR	EMERGENCY NETWORK SECURITY SYS	9/8/2022	COBANK-CKG 9495	PMCHK00000048	\$61.00
48325	EVOQUA	EVOQUA WATER TECHNOLOGIES LLC	9/8/2022	COBANK-CKG 9495	PMCHK00000048	\$1,250.00
48326	FAC	FROMM & COMPANY LLC	9/8/2022	COBANK-CKG 9495	PMCHK00000048	\$16,564.95
48327	FRONTRANGEFIREA	FRONT RANGE FIRE APPARATUS	9/8/2022	COBANK-CKG 9495	PMCHK00000048	\$303.15
48328	FUELCHURCH	FUEL CHURCH	9/8/2022	COBANK-CKG 9495	PMCHK00000048	\$75.00
48329	HANNAHDILLION	HANNAH DILLION	9/8/2022	COBANK-CKG 9495	PMCHK00000048	\$75.00
48330	HELLOHOUSEKEEPI	HELLO HOUSEKEEPING	9/8/2022	COBANK-CKG 9495	PMCHK00000048	\$600.00
48331	HOMEDEPOTCREDIT	HOME DEPOT CREDIT SERVICES	9/8/2022	COBANK-CKG 9495	PMCHK00000048	\$653.00
48332	LOVEKEN	Ken Love	9/8/2022	COBANK-CKG 9495	PMCHK00000048	\$23.96
48333	KROBLAWOFFICES	KROB LAW OFFICE, LLC	9/8/2022	COBANK-CKG 9495	PMCHK00000048	\$30,000.00
48334	TORWEIHE,LETICI	Leticia Torweihe	9/8/2022	COBANK-CKG 9495	PMCHK00000048	\$4.12
48335	MES	MUNICIPAL EMERGENCY SVCS	9/8/2022	COBANK-CKG 9495	PMCHK00000048	\$556.75
48336	OREILLY	O'REILLY	9/8/2022	COBANK-CKG 9495	PMCHK00000048	\$198.56
48337	PALMERLAKERESOT	PALMER LAKE RESTORATION COMMIT	9/8/2022	COBANK-CKG 9495	PMCHK00000048	\$10.00
48338	PATRICIAFICHTER	PATRICIA FICHTER	9/8/2022	COBANK-CKG 9495	PMCHK00000048	\$75.00
48339	PIKESPEAKLIBRAR	PIKES PEAK LIBRARY DISTRICT	9/8/2022	COBANK-CKG 9495	PMCHK00000048	\$75.00
48340	PIONEER	PIONEER	9/8/2022	COBANK-CKG 9495	PMCHK00000048	\$461.66
48341	RAEANNESOLES	RAEANNE SOLES	9/8/2022	COBANK-CKG 9495	PMCHK00000048	\$75.00
48342	RENOVATIONCHURC	RENOVATION CHURCH	9/8/2022	COBANK-CKG 9495	PMCHK00000048	\$75.00
48343	ROBERTDUPLESSIS	ROBERT DU PLESSIS	9/8/2022	COBANK-CKG 9495	PMCHK00000048	\$75.00
48344	SEAWESTERN	SEA WESTERN FIRE FIGHTING EQUI	9/8/2022	COBANK-CKG 9495	PMCHK00000048	\$817.13
48345	SPRINGSFASTNERC	SPRINGS FASTNER CO.	9/8/2022	COBANK-CKG 9495	PMCHK00000048	\$38.51
48346	STERICYCLE	STERICYCLE, INC.	9/8/2022	COBANK-CKG 9495	PMCHK00000048	\$36.75
48347	T2SYSTEMS	T2 SYSTEMS CANADA INC.	9/8/2022	COBANK-CKG 9495	PMCHK00000048	\$970.00
48348	GAZETTE	THE GAZETTE	9/8/2022	COBANK-CKG 9495	PMCHK00000048	\$94.57
48349	REINALT-THOMASC	THE REINALT-THOMAS CORPORATION	9/8/2022	COBANK-CKG 9495	PMCHK00000048	\$507.00
48350	UNCC	UTILITY NOTIFICATION CENTER OF	9/8/2022	COBANK-CKG 9495	PMCHK00000048	\$100.10
48351	JOHNNYVIGIL	JOHNNY VIGIL	9/13/2022	COBANK-CKG 9495	PMCHK00000063	\$5,000.00
48352	MCCARTHY,CHRIS	CHRISTOPHER MCCARTHY	9/23/2022	COBANK-CKG 9495	PMCHK00000064	\$400.85
48353	4RIVERSEQUIPMEN	4 RIVERS EQUIPMENT	9/22/2022	COBANK-CKG 9495	PMCHK00000055	\$116.57
48354	AFFORDABLEPLUMG	Affordable Plumbing and Heatin	9/22/2022	COBANK-CKG 9495	PMCHK00000055	\$200.00
48355	AIRGAS	AIRGAS USA, LLC	9/22/2022	COBANK-CKG 9495	PMCHK00000055	\$368.56
48356	ANGRYSQUIRREL	DAN ELDERS	9/22/2022	COBANK-CKG 9495	PMCHK00000055	\$1,800.00
48357	AT&TMOBILITY	AT & T MOBILITY	9/22/2022	COBANK-CKG 9495	PMCHK00000055	\$1,320.21
48358	BH	BLACK HILLS ENERGY	9/22/2022	COBANK-CKG 9495	PMCHK00000055	\$36.73
48359	CENTURYLINK	CENTURYLINK	9/22/2022	COBANK-CKG 9495	PMCHK00000055	\$216.84
48360	CHAVEZCONSULTIN	CHAVEZ CONSULTING INC., LLC	9/22/2022	COBANK-CKG 9495	PMCHK00000055	\$156.25
48361	CHRISTIANBROTHE	CHRISTIAN BROTHERS AUTOMOTIVE	9/22/2022	COBANK-CKG 9495	PMCHK00000055	\$1,332.39
48362	COMCAST	COMCAST	9/22/2022	COBANK-CKG 9495	PMCHK00000055	\$193.35
48363	COMMUNITYMATTER	COMMUNITY MATTERS INSTITUTE	9/22/2022	COBANK-CKG 9495	PMCHK00000055	\$9,925.00
48364	COREANDMAIN	CORE & MAIN LLP	9/22/2022	COBANK-CKG 9495	PMCHK00000055	\$164.80

* Voided Checks

Check Number	Vendor ID	Vendor Check Name	Check Date	Checkbook ID	Audit Trail Code	Amount
48365	COREELECTRICCOO	CORE ELECTRIC COOPERATIVE	9/22/2022	COBANK-CKG 9495	PMCHK00000055	\$3,133.93
48366	DANAKEPNERCOMPA	DANA KEPNER COMPANY, LLC	9/22/2022	COBANK-CKG 9495	PMCHK00000055	\$2,917.94
48367	DPCINDUSTRIES	DPC INDUSTRIES, INC.	9/22/2022	COBANK-CKG 9495	PMCHK00000055	\$70.00
48368	ECS	EMPLOYERS COUNCIL	9/22/2022	COBANK-CKG 9495	PMCHK00000055	\$462.50
48369	ENVIROTECH	ENVIROTECH SERVICES, INC.	9/22/2022	COBANK-CKG 9495	PMCHK00000055	\$4,276.90
48370	FAC	FROMM & COMPANY LLC	9/22/2022	COBANK-CKG 9495	PMCHK00000055	\$8,940.00
48371	GALLS	GALLS, LLC	9/22/2022	COBANK-CKG 9495	PMCHK00000055	\$254.74
48372	HELLOHOUSEKEEPI	HELLO HOUSEKEEPING	9/22/2022	COBANK-CKG 9495	PMCHK00000055	\$600.00
48373	CICCOLELLAJOH	JOHN CICCOLELLA	9/22/2022	COBANK-CKG 9495	PMCHK00000055	\$320.00
48374	LOVEKEN	KEN LOVE	9/22/2022	COBANK-CKG 9495	PMCHK00000055	\$22.69
48375	L.N.CURTISANDSO	L.N. CURTIS AND SONS	9/22/2022	COBANK-CKG 9495	PMCHK00000055	\$761.25
48376	LUMEN	LEVEL 3 COMMUNICATIONS, LLC	9/22/2022	COBANK-CKG 9495	PMCHK00000055	\$449.84
48377	MEYER&SAMS,INC	MEYER & SAMS, INC. DBA GMS, IN	9/22/2022	COBANK-CKG 9495	PMCHK00000055	\$28,690.84
48378	FLEETCENTER	MYFLEETCENTER.COM	9/22/2022	COBANK-CKG 9495	PMCHK00000055	\$219.74
48379	OREILLY	O'REILLY	9/22/2022	COBANK-CKG 9495	PMCHK00000055	\$295.12
48380	PALMERLAKESANIT	PALMER LAKE SANITATION	9/22/2022	COBANK-CKG 9495	PMCHK00000055	\$1,672.24
48381	SGS	SGS NORTH AMERICA, INC.	9/22/2022	COBANK-CKG 9495	PMCHK00000055	\$348.12
48382	SPRINGSFASTNERC	SPRINGS FASTNER CO.	9/22/2022	COBANK-CKG 9495	PMCHK00000055	\$72.93
48383	TLECC	TIMBER LINE ELECTRIC & CONTROL	9/22/2022	COBANK-CKG 9495	PMCHK00000055	\$175.00
48384	XEROX	XEROX BUSINESS SOLUTIONS SOUTH	9/22/2022	COBANK-CKG 9495	PMCHK00000055	\$60.82
48385	XFINITY	XFINITY	9/22/2022	COBANK-CKG 9495	PMCHK00000055	\$8.28
48386	XEROX	XEROX BUSINESS SOLUTIONS SOUTH	9/27/2022	COBANK-CKG 9495	PMCHK00000056	\$1,112.79
48387	BNSFRAILWAYCOMP	BNSF RAILWAY COMPANY	9/29/2022	COBANK-CKG 9495	PMCHK00000057	\$2,072.79
48388	CHRISTIANBROT	CHRISTIAN BROTHERS AUTOMOTIVE	9/29/2022	COBANK-CKG 9495	PMCHK00000057	\$1,278.53
48389	CSS&L	CSS&L	9/29/2022	COBANK-CKG 9495	PMCHK00000057	\$34.00
48390	INTERSTATECHEMI	INTERSTATE CHEMICAL CO., INC	9/29/2022	COBANK-CKG 9495	PMCHK00000057	\$2,299.29
48391	CICCOLELLAJOH	JOHN CICCOLELLA	9/29/2022	COBANK-CKG 9495	PMCHK00000057	\$332.00
48392	OREILLY	O'REILLY	9/29/2022	COBANK-CKG 9495	PMCHK00000057	\$130.31
48393	PIONEER	PIONEER	9/29/2022	COBANK-CKG 9495	PMCHK00000057	\$215.15
48394	POWERSERVICEINC	POWER SERVICE INC.	9/29/2022	COBANK-CKG 9495	PMCHK00000057	\$10,384.76
48395	KNASTERTECHNOLO	THE KNASTER TECHNOLOGY GROUP	9/29/2022	COBANK-CKG 9495	PMCHK00000057	\$675.00

Total Checks: 87

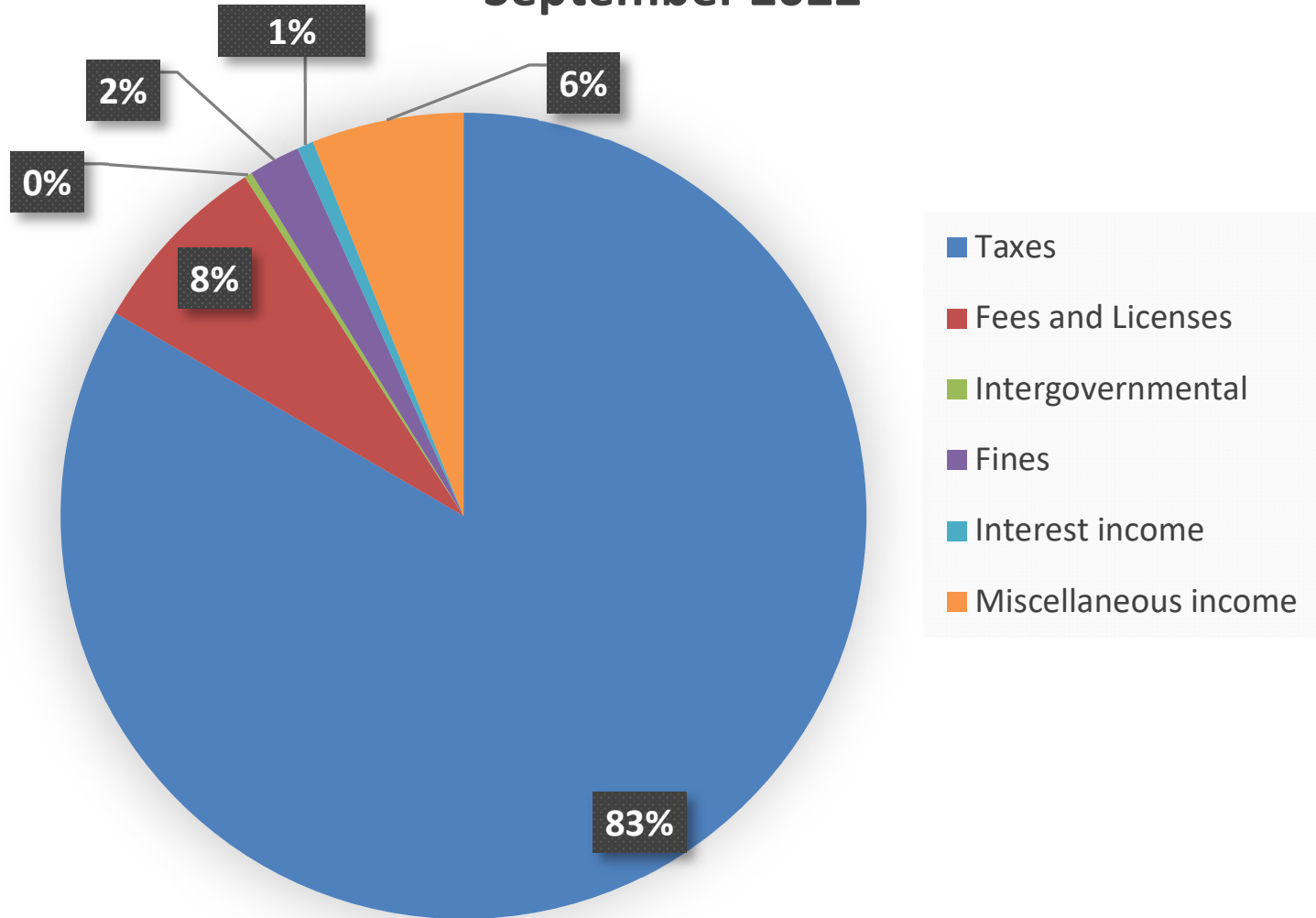
Total Amount of Checks: \$178,769.07

CHARTS

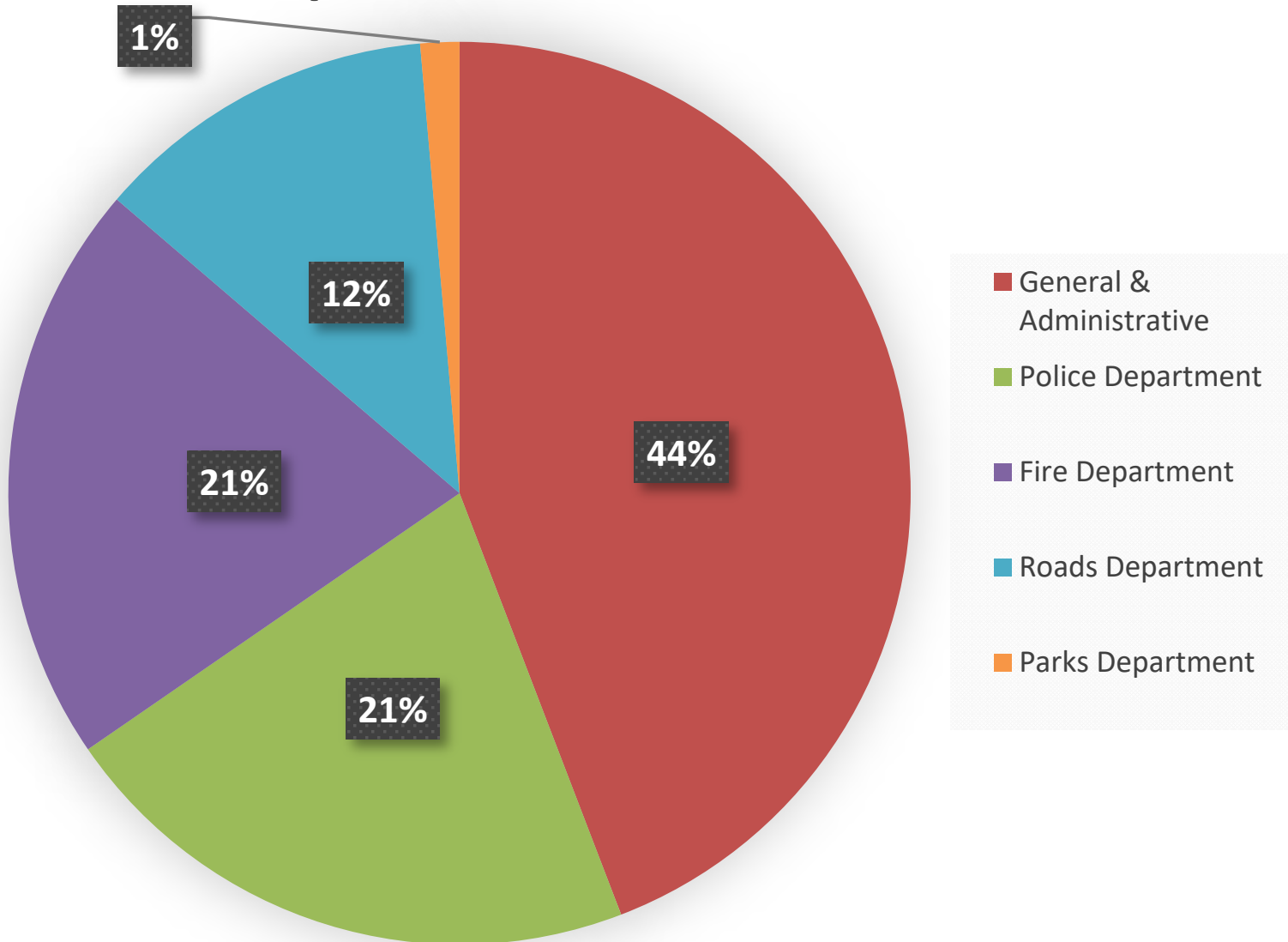
September 2022



General Fund Revenue Breakdown September 2022



General Fund Expenditure Breakdown September 2022



Water Enterprise Fund Expenditure Breakdown September 2022

