



TOWN OF PALMER LAKE
Financial Statements
March 2026
Unaudited



Schedule of Cash Position March 2026

TOWN OF PALMER LAKE**Schedule of Cash Position****March 31, 2026****UNAUDITED**

FINANCIAL INSTITUTION	ACCOUNT NAME	CHECKING / SAVINGS	BANK RATE	BALANCE
GENERAL FUND				
GENERAL FUND OPERATING:				
Community Banks of CO	General Fund Operating	Checking	n/a	\$ 405,244
GENERAL FUND RESERVES:				
Colorado Trust (ColoTrust) <i>* Operating Reserve - 3 months (\$775,497)</i>	General Fund Reserve	Savings	4.52%	\$ 3,281,794
Colorado Trust (ColoTrust)	Police Reserve	Savings	4.52%	\$ 23,683
Colorado Trust (ColoTrust)	Fire Reserve	Savings	4.52%	\$ 70,843
Colorado Trust (ColoTrust)	Roads Reserve	Savings	4.52%	\$ 11,798
Colorado Trust (ColoTrust)	GF Parks Reserve	Savings	4.52%	\$ 155,886
General Fund Reserves Subtotal				\$ 3,544,003
General Fund Accounts Total				\$ 3,949,247
WATER ENTERPRISE FUND				
WATER FUND OPERATING:				
Community Banks of CO <i>* Includes anticipated 2026 capital outlays (\$496,000)</i>	Water Fund Operating	Checking	n/a	\$ 1,113,306
WATER FUND RESERVES:				
Colorado Trust (ColoTrust)	Water Reserve	Savings	4.52%	\$ 329,261
Total				\$ 1,442,568
WATER ENTERPRISE CAPITAL FUND				
WATER FUND RESERVES:				
Colorado Trust (ColoTrust)	Water Capital Reserve	Savings	4.52%	\$ 582,951
RESTRICTED FUNDS:				
Colorado Trust (ColoTrust)	Water Loan Reserve	Savings	4.52%	\$ 232,985
Total				\$ 815,937
CONSERVATION TRUST FUND				
CONSERVATION TRUST FUND:				
Colorado Trust (ColoTrust)	CTF Reserve	Savings	4.52%	\$ 88,755
Total				\$ 88,755



Financial Reports
March 2026

TOWN OF PALMER LAKE

SCHEDULE OF REVENUE, EXPENDITURES AND CHANGES IN FUND BALANCE - BUDGET AND ACTUAL

GENERAL FUND

For the Three Months Ended March 31, 2026

UNAUDITED

	2026 Original Budget	Actual	Variance Favorable (Unfavorable)	Percent of Budget (YTD 25%)
REVENUE				
Taxes	\$ 3,518,842	\$ 948,636	\$ (2,570,206)	27%
Fees and Licenses	234,750	24,452	(210,298)	10%
Fines	48,000	6,877	(41,123)	14%
Interest	121,480	27,629	(93,851)	23%
Departmental	131,900	13,037	(118,863)	10%
Grants and Donations	1,365,334	35,129	(1,330,205)	3%
Miscellaneous	29,600	101,857	72,257	344%
Other Financing Sources	385,000	-	(385,000)	0%
Total Revenue	<u>5,834,906</u>	<u>1,157,617</u>	<u>(4,677,289)</u>	<u>20%</u>
EXPENDITURES				
Administration				
Salaries and Benefits	325,586	63,380	262,206	19%
Professional Services	407,450	130,823	276,627	32%
Administrative/Operations	356,229	59,834	296,395	17%
Capital Outlays	20,000	13,965	6,035	70%
Total Administration	<u>1,109,265</u>	<u>268,002</u>	<u>841,263</u>	<u>24%</u>
Police Department				
Salaries and Benefits	1,388,905	269,955	1,118,950	19%
Professional Services	157,100	10,231	146,870	7%
Administrative/Operations	162,100	44,162	117,938	27%
Capital Outlays	5,000	2,507	2,493	50%
Total Police Department	<u>1,713,105</u>	<u>326,855</u>	<u>1,386,250</u>	<u>19%</u>
Fire Department				
Salaries and Benefits	1,004,289	196,876	807,413	20%
Professional Services	17,500	12,687	4,813	72%
Administrative/Operations	139,650	39,039	100,611	28%
Capital Outlays	16,000	-	16,000	0%
Total Fire Department	<u>1,177,439</u>	<u>248,602</u>	<u>928,837</u>	<u>21%</u>
Public Works Department - Roads				
Salaries and Benefits	322,571	49,470	273,101	15%
Professional Services	26,800	7,425	19,376	28%
Administrative/Operations	181,650	28,132	153,518	15%
Capital Outlays	1,727,050	5,760	1,721,290	0%
Total Roads Department	<u>2,258,071</u>	<u>90,787</u>	<u>2,167,284</u>	<u>4%</u>
Public Works Department - Parks				
Administrative/Operations	64,050	7,856	56,194	12%
Capital Outlays	16,000	5,975	10,025	37%
Total Parks Department	<u>80,050</u>	<u>13,831</u>	<u>66,219</u>	<u>17%</u>
Total Expenditures	<u>6,337,930</u>	<u>948,077</u>	<u>5,389,853</u>	<u>15%</u>
EXCESS OF REVENUE OVER (UNDER) EXPENDITURES	<u>(503,024)</u>	<u>209,540</u>	<u>712,564</u>	
OTHER FINANCING SOURCES (USES)				
Use of Fund Balance - Reserve	-	-	-	0%
Total Other Financing Sources (Uses)	<u>-</u>	<u>-</u>	<u>-</u>	<u>0%</u>
NET CHANGE IN FUND BALANCE	<u>\$ (503,024)</u>	<u>209,540</u>	<u>\$ 712,564</u>	<u>-42%</u>
FUND BALANCE - BEGINNING OF YEAR		5,348,712		
FUND BALANCE - END OF PERIOD		<u>\$ 5,558,252</u>		

Recommended Operating Reserve - 3 months

775,497

TOWN OF PALMER LAKE

SCHEDULE OF REVENUE, EXPENDITURES AND CHANGES IN FUNDS AVAILABLE - BUDGET AND ACTUAL

WATER ENTERPRISE FUND

For the Three Months Ended March 31, 2026

UNAUDITED

	2026 Original Budget	Actual	Variance Favorable (Unfavorable)	Percent of Budget (YTD 25%)
REVENUE				
Water Billing	\$ 1,109,736	\$ 289,691	\$ (820,045)	26%
Water Meter/Parts	1,700	-	(1,700)	0%
Late Fees/Service Fees	16,000	4,778	(11,222)	30%
Interest	12,188	3,066	(9,122)	25%
Total Revenue	<u>1,139,624</u>	<u>297,535</u>	<u>(842,089)</u>	<u>26%</u>
EXPENDITURES				
Salaries and Benefits	488,734	82,567	406,167	17%
Professional Services	121,500	35,989	85,511	30%
Administrative/Operations	510,450	140,768	369,682	28%
Other Uses	902,575	-	902,575	0%
Total Expenditures	<u>2,023,259</u>	<u>259,324</u>	<u>1,763,935</u>	<u>13%</u>
EXCESS OF REVENUE OVER (UNDER) EXPENDITURES	<u>\$ (883,635)</u>	<u>38,211</u>	<u>\$ 921,846</u>	<u>-4%</u>
FUND BALANCE - BEGINNING OF YEAR		<u>1,680,773</u>		
FUND BALANCE - END OF PERIOD		<u><u>\$ 1,718,984</u></u>		

TOWN OF PALMER LAKE

SCHEDULE OF REVENUE, EXPENDITURES AND CHANGES IN FUNDS AVAILABLE - BUDGET AND ACTUAL

WATER CAPITAL FUND

For the Three Months Ended March 31, 2026

UNAUDITED

	2026 Original Budget	Actual	Variance Favorable (Unfavorable)	Percent of Budget (YTD 25%)
REVENUE				
Water Improvement Fee	\$ 61,994	\$ 17,279	\$ (44,715)	28%
Water Loan	468,452	96,150	(372,302)	21%
Water Tap Fees	52,564	-	(52,564)	0%
Interest	30,038	7,598	(22,440)	25%
Other Financing Sources	902,575	-	(902,575)	0%
Total Revenue	<u>\$ 1,515,622</u>	<u>\$ 121,027</u>	<u>\$ (1,394,596)</u>	<u>8%</u>
EXPENDITURES				
Capital Outlays	496,000	5,428	490,572	1%
Debt Service	211,887	-	211,887	0%
Total Expenditures	<u>707,887</u>	<u>5,428</u>	<u>702,459</u>	<u>1%</u>
EXCESS OF REVENUE OVER (UNDER) EXPENDITURES	<u>\$ 807,735</u>	<u>115,598</u>	<u>\$ (692,137)</u>	
FUND BALANCE - BEGINNING OF YEAR		<u>-</u>		
FUND BALANCE - END OF PERIOD		<u>115,598</u>		
Less: Restricted Operating Reserve - 3 months		(216,571)	*	
FUND BALANCE - END OF PERIOD - Unrestricted		<u><u>\$ (100,973)</u></u>		

**CWR&PDA Loan Requirement*

TOWN OF PALMER LAKE

STATEMENT OF REVENUE, EXPENDITURES AND CHANGES IN FUND BALANCE - BUDGET AND ACTUAL CONSERVATION TRUST FUND For the Three Months Ended March 31, 2026 UNAUDITED

	<u>2026 Original Budget</u>	<u>Actual</u>	<u>Variance Favorable (Unfavorable)</u>	<u>Percent of Budget (YTD 25%)</u>
REVENUE				
State Shared Revenue	\$ 32,000	\$ -	\$ (32,000)	0%
Interest	2,963	638	(2,324)	22%
Total Revenue	<u>34,963</u>	<u>638</u>	<u>(34,324)</u>	<u>2%</u>
EXPENDITURES				
Salaries and Benefits	11,087	-	11,087	0%
Administrative/Operations	20,900	3,713	17,187	18%
Capital Outlays	43,000	-	43,000	0%
Total Expenditures	<u>74,987</u>	<u>3,713</u>	<u>71,274</u>	<u>5%</u>
NET CHANGE IN FUND BALANCE	<u>\$ (40,025)</u>	<u>(3,075)</u>	<u>\$ 36,949</u>	<u>8%</u>
FUND BALANCE - BEGINNING OF YEAR		<u>65,536</u>		
FUND BALANCE - END OF PERIOD - Restricted		<u><u>\$ 62,461</u></u>		



Accounts Payable Reports March 2026

Ranges: From: To: From: To:
 Checkbook ID COBANK-CKG 9495 COBANK-CKG 9495 Number First Last
 Description First Last Date 3/1/2026 3/31/2026
 User-Defined 1 First Last Type Withdrawal Withdrawal

Sorted By: Date
 Include Trx: Reconciled, Unreconciled, Voided

* Voided transaction ^ Cleared amount is different than posted amount

Checkbook ID	Description	User-Defined 1	Current Balance				
Number	Date	Type	Paid To/Rcvd From	Reconciled	Origin	Payment	Deposit
COBANK-CKG 9495	COBANK CHECKING 9495					\$405,243.51	
WDL000002741	3/2/2026	WDL	Comcast	Yes	CMTRX00000264	\$209.85	
WDL000002748	3/2/2026	WDL	FPPA	Yes	CMTRX00000264	\$15,517.76	
WDL000002754	3/3/2026	WDL	Card Connect	Yes	CMTRX00000264	\$169.07	
WDL000002755	3/3/2026	WDL	Card Connect	Yes	CMTRX00000264	\$175.73	
WDL000002747	3/5/2026	WDL	WEX Fuel	Yes	CMTRX00000264	\$3,194.30	
WDL000002758	3/5/2026	WDL	Paycom	Yes	CMTRX00000265	\$87,588.57	
WDL000002744	3/9/2026	WDL	Health Equity	Yes	CMTRX00000264	\$5.00	
WDL000002745	3/9/2026	WDL	Humana	Yes	CMTRX00000264	\$2,017.77	
WDL000002743	3/11/2026	WDL	CORE Electric	Yes	CMTRX00000264	\$10,262.70	
WDL000002731	3/16/2026	WDL	Black Hills Energy	Yes	CMTRX00000264	\$138.41	
WDL000002732	3/16/2026	WDL	Black Hills Energy	Yes	CMTRX00000264	\$156.44	
WDL000002733	3/16/2026	WDL	Black Hills Energy	Yes	CMTRX00000264	\$109.72	
WDL000002734	3/16/2026	WDL	Black Hills Energy	Yes	CMTRX00000264	\$190.73	
WDL000002735	3/16/2026	WDL	Black Hills Energy	Yes	CMTRX00000264	\$57.19	
WDL000002736	3/16/2026	WDL	Black Hills Energy	Yes	CMTRX00000264	\$171.76	
WDL000002737	3/16/2026	WDL	Black Hills Energy	Yes	CMTRX00000264	\$230.87	
WDL000002738	3/16/2026	WDL	Black Hills Energy	Yes	CMTRX00000264	\$208.25	
WDL000002739	3/16/2026	WDL	Black Hills Energy	Yes	CMTRX00000264	\$34.57	
WDL000002746	3/16/2026	WDL	Pinnacil Assurance	Yes	CMTRX00000264	\$5,986.00	
WDL000002753	3/16/2026	WDL	Visa Cardmember Services	Yes	CMTRX00000264	\$6,594.35	
WDL000002751	3/17/2026	WDL	PCS	Yes	CMTRX00000264	\$2,349.52	
WDL000002749	3/18/2026	WDL	FPPA	Yes	CMTRX00000264	\$15,807.47	
WDL000002756	3/19/2026	WDL	Card Connect	Yes	CMTRX00000264	\$75.00	
WDL000002759	3/19/2026	WDL	Paycom	Yes	CMTRX00000265	\$85,530.29	
WDL000002719	3/23/2026	WDL	Amcobi	Yes	CMTRX00000264	\$233.27	
WDL000002720	3/23/2026	WDL	Amcobi	Yes	CMTRX00000264	\$96.50	
WDL000002721	3/23/2026	WDL	Amcobi	Yes	CMTRX00000264	\$99.29	
WDL000002722	3/23/2026	WDL	Amcobi	Yes	CMTRX00000264	\$97.43	
WDL000002723	3/23/2026	WDL	Amcobi	Yes	CMTRX00000264	\$103.01	
WDL000002724	3/23/2026	WDL	Amcobi	Yes	CMTRX00000264	\$157.69	
WDL000002725	3/23/2026	WDL	Amcobi	Yes	CMTRX00000264	\$105.65	
WDL000002726	3/23/2026	WDL	Amcobi	Yes	CMTRX00000264	\$93.71	
WDL000002727	3/23/2026	WDL	Amcobi	Yes	CMTRX00000264	\$123.31	
WDL000002728	3/23/2026	WDL	Amcobi	Yes	CMTRX00000264	\$127.96	
WDL000002729	3/23/2026	WDL	Amcobi	Yes	CMTRX00000264	\$124.24	
WDL000002730	3/23/2026	WDL	Amcobi	Yes	CMTRX00000264	\$1,532.19	
WDL000002740	3/26/2026	WDL	Anthem	Yes	CMTRX00000264	\$16,798.41	
WDL000002752	3/26/2026	WDL	PCS	Yes	CMTRX00000264	\$2,059.11	
WDL000002750	3/27/2026	WDL	FPPA	Yes	CMTRX00000264	\$14,757.87	
WDL000002742	3/30/2026	WDL	Comcast	Yes	CMTRX00000264	\$209.85	
WDL000002757	3/31/2026	WDL	Card Connect	Yes	CMTRX00000264	\$190.00	

41 Transaction(s)

41 Total Transaction(s)

Ranges: From: To: From: To:
 Check Number First Last Check Date 3/1/2026 3/31/2026
 Vendor ID First Last Checkbook ID First Last
 Vendor Name First Last

Sorted By: Check Number

* Voided Checks

Check Number	Vendor ID	Vendor Check Name	Check Date	Checkbook ID	Audit Trail Code	Amount
51505	AIRGAS	AIRGAS USA, LLC	3/5/2026	COBANK-CKG 9495	PMCHK00000274	\$113.90
51506	ALLCOPYPRODUCTS	ALL COPY PRODUCTS, INC.	3/5/2026	COBANK-CKG 9495	PMCHK00000274	\$227.57
51507	AMCOBIIT	AMCOBI	3/5/2026	COBANK-CKG 9495	PMCHK00000274	\$3,887.00
51508	ARAGONSTUDIOS	Aragon Studios LLP	3/5/2026	COBANK-CKG 9495	PMCHK00000274	\$25.00
51509	CHAVEZCONSULTIN	CHAVEZ CONSULTING INC., LLC	3/5/2026	COBANK-CKG 9495	PMCHK00000274	\$4,462.50
51510	COLORADOANALYTI	COLORADO ANALYTICAL LAB	3/5/2026	COBANK-CKG 9495	PMCHK00000274	\$74.00
51511	COLORADODOR	Colorado Department of Revenue	3/5/2026	COBANK-CKG 9495	PMCHK00000274	\$558.63
51512	CKT	COMMON KNOWLEDGE TECHNOLOGY	3/5/2026	COBANK-CKG 9495	PMCHK00000274	\$5,466.80
51513	COMMUNITYMATTER	COMMUNITY MATTERS INSTITUTE	3/5/2026	COBANK-CKG 9495	PMCHK00000274	\$8,252.50
51514	EVOQUA	EVOQUA WATER TECHNOLOGIES LLC	3/5/2026	COBANK-CKG 9495	PMCHK00000274	\$1,513.00
51515	FOUNTAINCREEKWA	Fountain Creek Watershed, Floo	3/5/2026	COBANK-CKG 9495	PMCHK00000274	\$1,522.00
51516	GRAINGER	GRAINGER	3/5/2026	COBANK-CKG 9495	PMCHK00000274	\$800.70
51517	HILLSFIRE&SPEED	HILL'S FIRE & SPEED SHOP	3/5/2026	COBANK-CKG 9495	PMCHK00000274	\$5,022.09
51518	HOMEDEPOTCREDIT	HOME DEPOT CREDIT SERVICES	3/5/2026	COBANK-CKG 9495	PMCHK00000274	\$453.71
51519	HYDROCORP	HYDROCORP INC	3/5/2026	COBANK-CKG 9495	PMCHK00000274	\$459.45
51520	MEYER&SAMS,INC	MEYER & SAMS, INC. DBA GMS INC	3/5/2026	COBANK-CKG 9495	PMCHK00000274	\$4,000.00
51521	KELLYBOOKSLLC	MOUNTAIN SHADOWS ACCOUNTING GR	3/5/2026	COBANK-CKG 9495	PMCHK00000274	\$4,168.92
51522	GREASEMONKEY	MY FLEET CENTER	3/5/2026	COBANK-CKG 9495	PMCHK00000274	\$93.47
51523	OREILLY	O'Reilly Automotive, Inc.	3/5/2026	COBANK-CKG 9495	PMCHK00000274	\$761.71
51524	REPUBLICSERVICE	REPUBLIC SERVICES #653	3/5/2026	COBANK-CKG 9495	PMCHK00000274	\$867.27
51525	T2SYSTEMS	T2 SYSTEMS CANADA INC.	3/5/2026	COBANK-CKG 9495	PMCHK00000274	\$105.00
51526	GAZETTE	THE GAZETTE	3/5/2026	COBANK-CKG 9495	PMCHK00000274	\$56.55
51527	TLECC	TIMBER LINE ELECTRIC & CONTROL	3/5/2026	COBANK-CKG 9495	PMCHK00000274	\$291.00
51528	TRILAKESPRINTIN	TRI-LAKES PRINTING	3/5/2026	COBANK-CKG 9495	PMCHK00000274	\$36.25
51529	UNCC	UTILITY NOTIFICATION CENTER OF	3/5/2026	COBANK-CKG 9495	PMCHK00000274	\$32.66
51530	AT&TMOBILITY	AT & T MOBILITY	3/12/2026	COBANK-CKG 9495	PMCHK00000275	\$1,787.80
51531	BIGOTIRES	LEEDS WEST GROUPS DBA BIG O TI	3/12/2026	COBANK-CKG 9495	PMCHK00000275	\$984.52
51532	CINTAS	CINTAS	3/12/2026	COBANK-CKG 9495	PMCHK00000275	\$84.95
51533	CIRSA	CIRSA	3/12/2026	COBANK-CKG 9495	PMCHK00000275	\$754.09
51534	HINKLE&COMPANY	HINKLE & COMPANY, PC	3/12/2026	COBANK-CKG 9495	PMCHK00000275	\$5,000.00
51535	JAN-PROFRANCHIS	JAN-PRO FRANCHISE DEVELOPMENT	3/12/2026	COBANK-CKG 9495	PMCHK00000275	\$281.15
51536	LYONGSADDIS	LYONS GADDIS	3/12/2026	COBANK-CKG 9495	PMCHK00000275	\$1,313.50
51537	MEYER&SAMS,INC	MEYER & SAMS, INC. DBA GMS INC	3/12/2026	COBANK-CKG 9495	PMCHK00000275	\$23,383.60
51538	MONARCHMERCHANT	MONARCH MERCHANDISING	3/12/2026	COBANK-CKG 9495	PMCHK00000275	\$100.00
51539	PALMERLAKESANIT	PALMER LAKE SANITATION	3/12/2026	COBANK-CKG 9495	PMCHK00000275	\$1,035.00
51540	RHINEHARTOIL	PARKLAND USA CORPORATION	3/12/2026	COBANK-CKG 9495	PMCHK00000275	\$3,596.61
51541	POWERSERVICEINC	POWER SERVICE INC.	3/12/2026	COBANK-CKG 9495	PMCHK00000275	\$5,888.60
51542	DPCINDUSTRIES	PVS DX, INC.	3/12/2026	COBANK-CKG 9495	PMCHK00000275	\$70.00
51543	QPSERVICESLLC	QP SERVICES, LLC	3/12/2026	COBANK-CKG 9495	PMCHK00000275	\$4,440.00
51544	RATHBURNWELDING	Rathburn Welding	3/12/2026	COBANK-CKG 9495	PMCHK00000275	\$1,616.64
51545	WATTSUPFITTINGI	WATTS UPFITTING INC.	3/12/2026	COBANK-CKG 9495	PMCHK00000275	\$1,416.62
51546	ALERT360	ALERT 360	3/19/2026	COBANK-CKG 9495	PMCHK00000276	\$32.03
51547	ROUBIDOUX,CHARL	Charles Roubidoux	3/19/2026	COBANK-CKG 9495	PMCHK00000276	\$95.00
51548	CIRSA	CIRSA	3/19/2026	COBANK-CKG 9495	PMCHK00000276	\$48,614.29
51549	EUGENE RAMIREZ	Eugene (Gene) Ramirez	3/19/2026	COBANK-CKG 9495	PMCHK00000276	\$175.00
51550	CICCOLELLAJOHN	JOHN CICCOLELLA	3/19/2026	COBANK-CKG 9495	PMCHK00000276	\$320.00
51551	NAFTO	NATIONAL ASSOCIATION OF FIELD	3/19/2026	COBANK-CKG 9495	PMCHK00000276	\$375.00
51552	THRIFTYTHRONES	THRIFTY THRONES	3/19/2026	COBANK-CKG 9495	PMCHK00000276	\$1,125.00
51553	WATTSUPFITTINGI	WATTS UPFITTING INC.	3/19/2026	COBANK-CKG 9495	PMCHK00000276	\$853.75
51554	YPTC	Your Part-Time Controller, LLC	3/19/2026	COBANK-CKG 9495	PMCHK00000276	\$6,573.75
51555	ARBORAIID LLC	ArborAid LLC	3/19/2026	COBANK-CKG 9495	PMCHK00000277	\$950.00
51556	BRADLEYEXCAVATI	BRADLEY EXCAVATING INC.	3/26/2026	COBANK-CKG 9495	PMCHK00000278	\$3,645.00
51557	CENTURYLINK	CENTURYLINK	3/26/2026	COBANK-CKG 9495	PMCHK00000278	\$699.31
51558	COLORADODOR	Colorado Department of Revenue	3/26/2026	COBANK-CKG 9495	PMCHK00000278	\$513.55
51559	EMPLOYERSCOUNCI	EMPLOYERS COUNCIL	3/26/2026	COBANK-CKG 9495	PMCHK00000278	\$8,672.00
51560	HINKLE&COMPANY	HINKLE & COMPANY, PC	3/26/2026	COBANK-CKG 9495	PMCHK00000278	\$3,000.00

* Voided Checks

Check Number	Vendor ID	Vendor Check Name	Check Date	Checkbook ID	Audit Trail Code	Amount
51561	MIDLAND	Midland Credit Management, Inc	3/26/2026	COBANK-CRG 9495	PMCHK00000278	\$358.94
51562	ORKIN	Orkin	3/26/2026	COBANK-CRG 9495	PMCHK00000278	\$556.25
Total Checks: 58						Total Amount of Checks: \$171,563.63

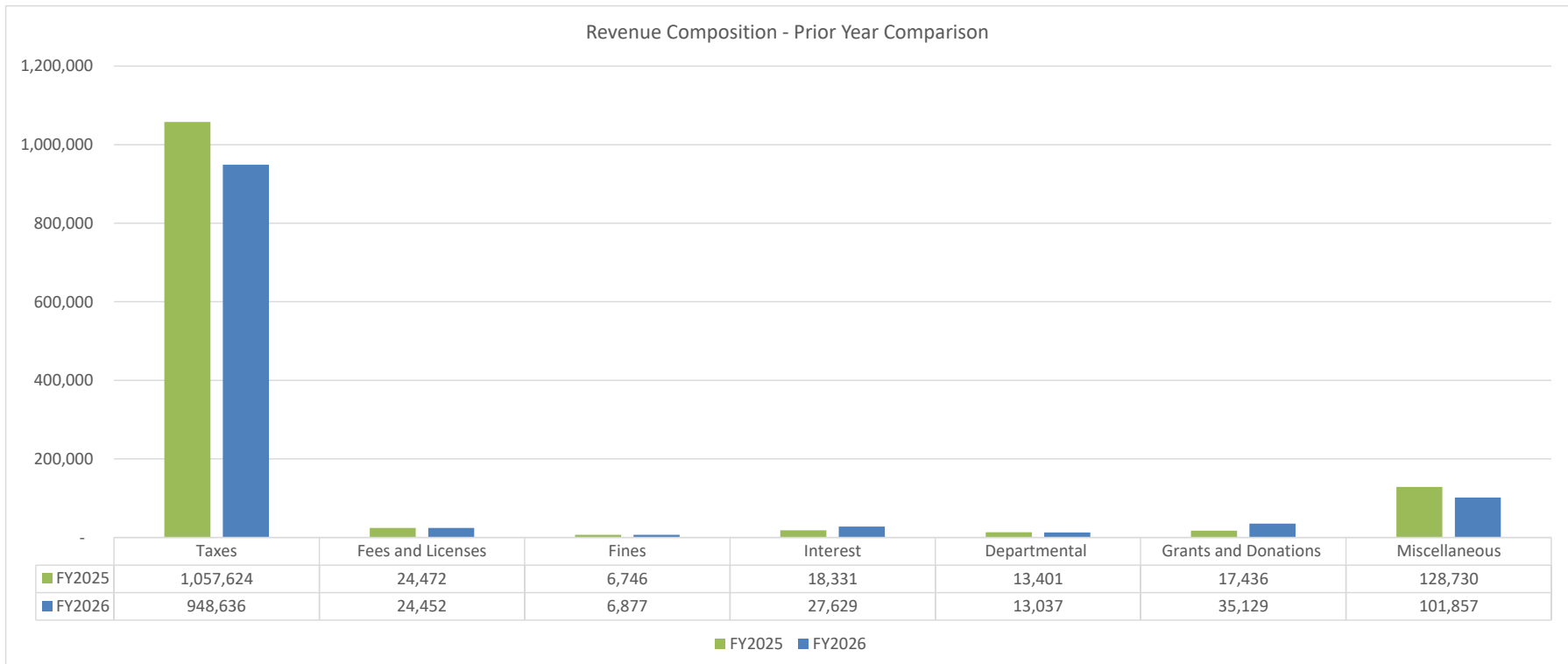
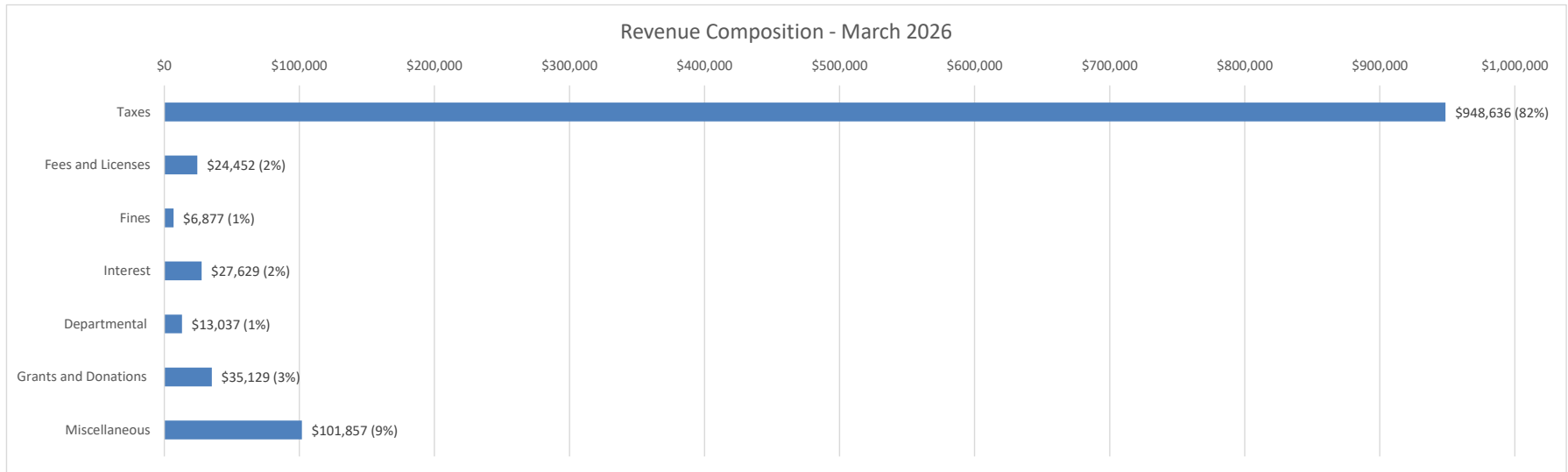


Charts
March 2026

TOWN OF PALMER LAKE

REVENUE CHARTS GENERAL FUND

For the Three Months Ended March 31, 2026
UNAUDITED



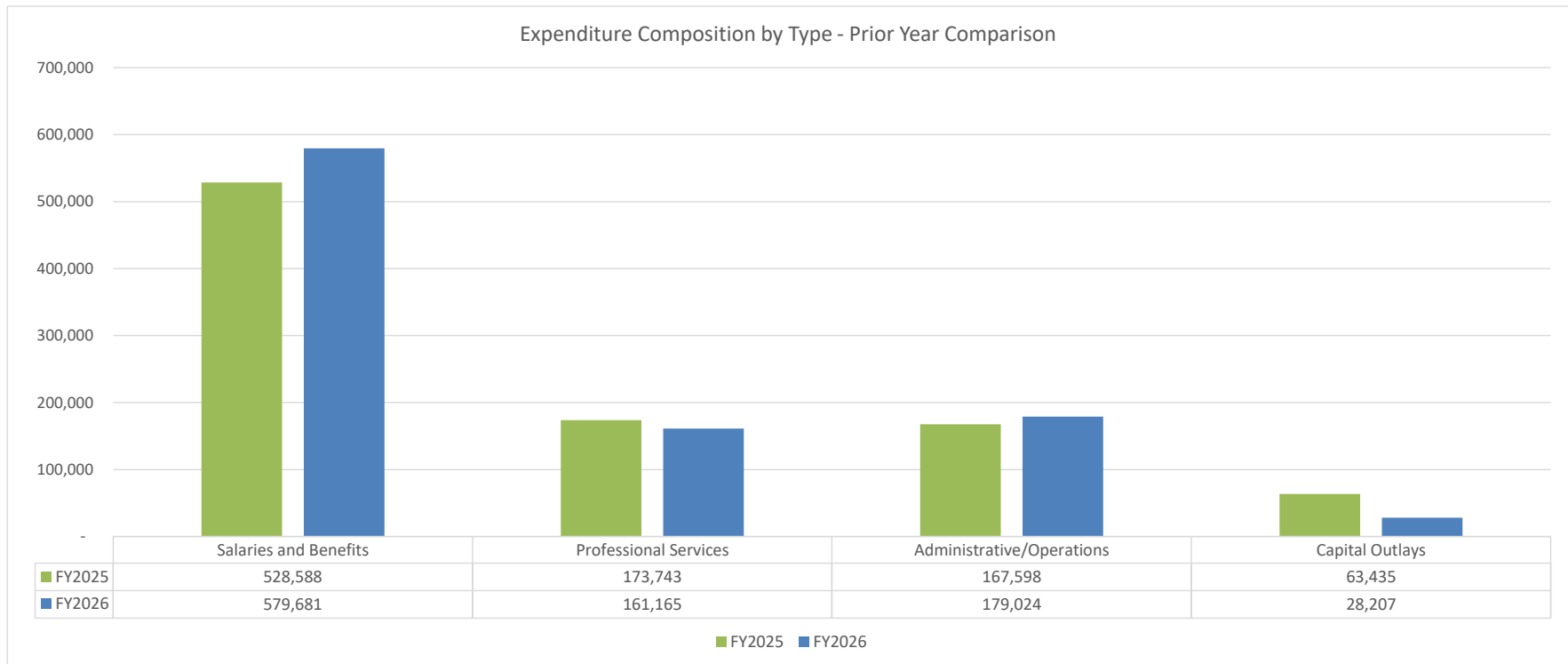
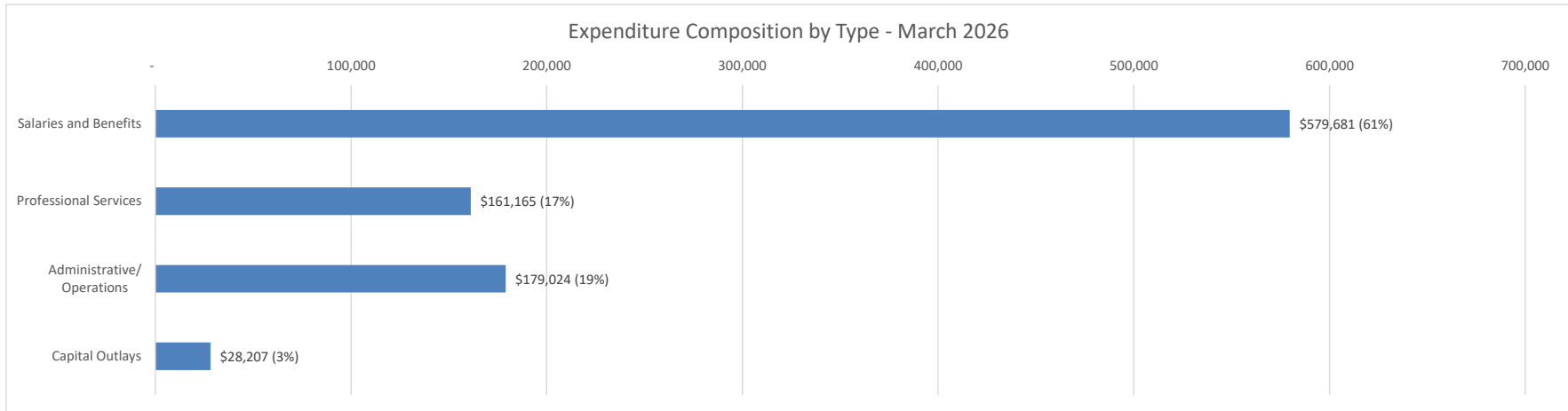
TOWN OF PALMER LAKE

EXPENDITURE CHARTS

GENERAL FUND

For the Three Months Ended March 31, 2026

UNAUDITED



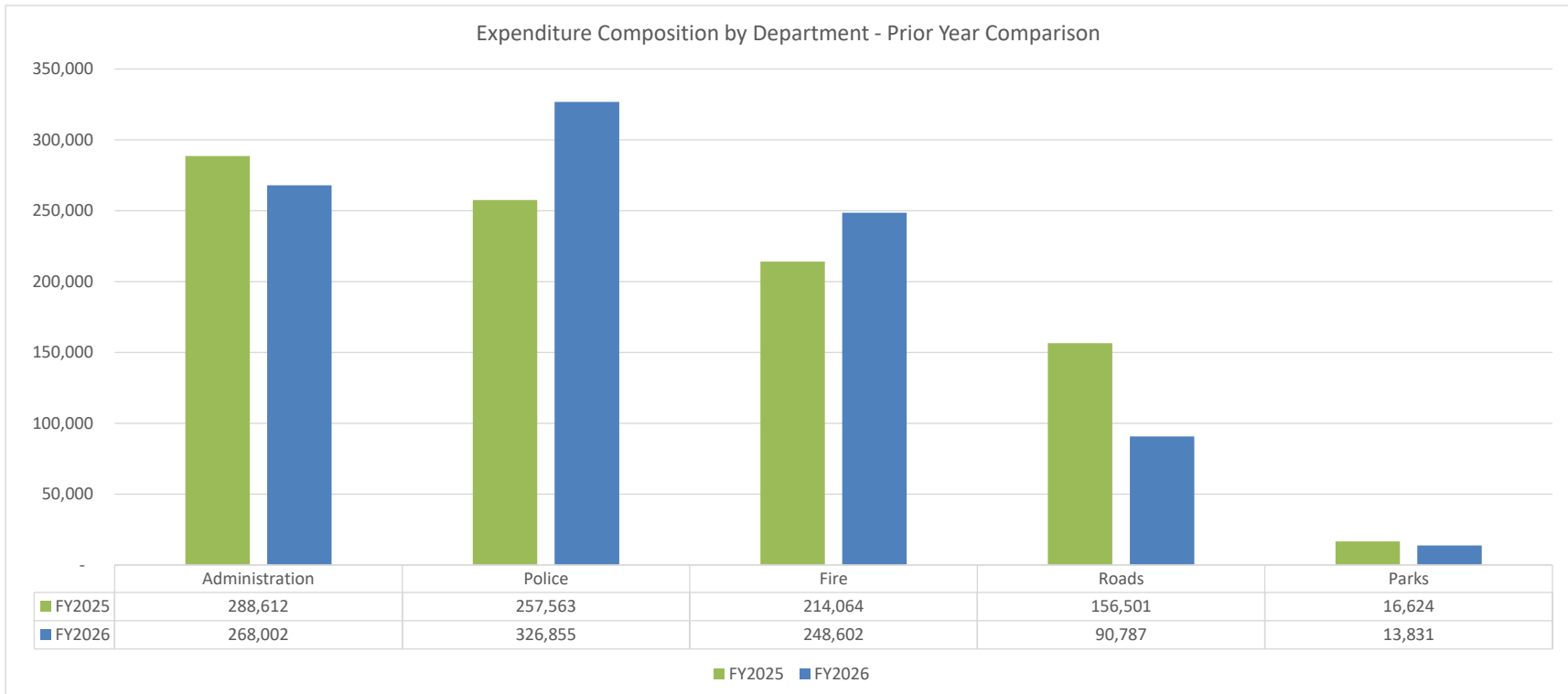
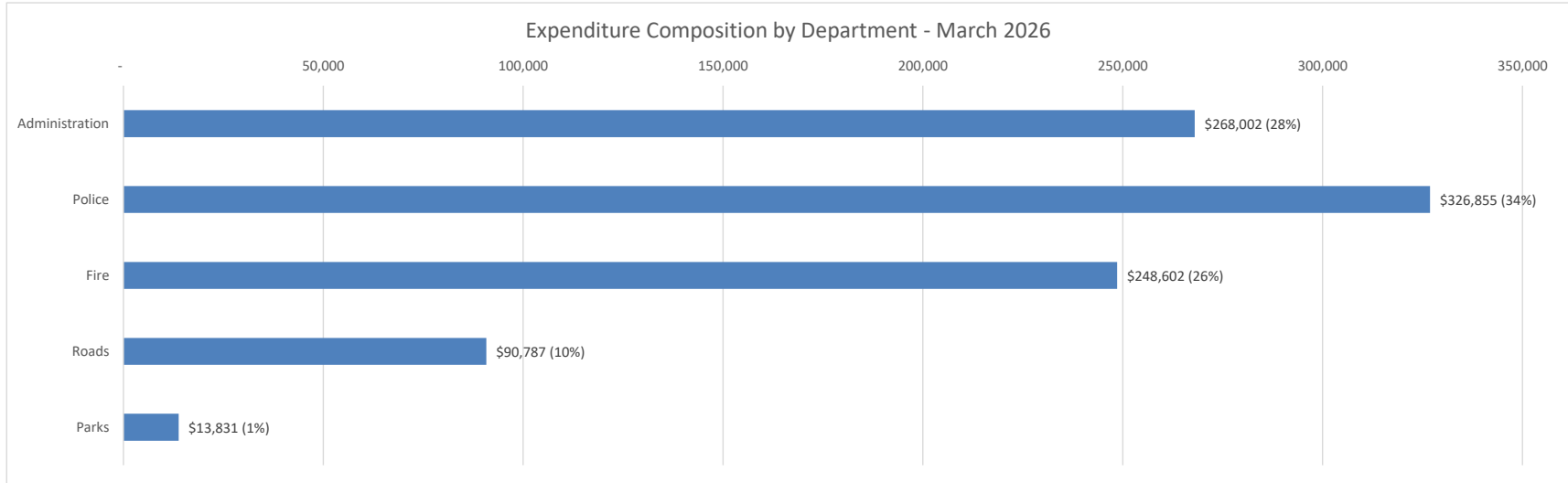
TOWN OF PALMER LAKE

EXPENDITURE CHARTS

GENERAL FUND

For the Three Months Ended March 31, 2026

UNAUDITED



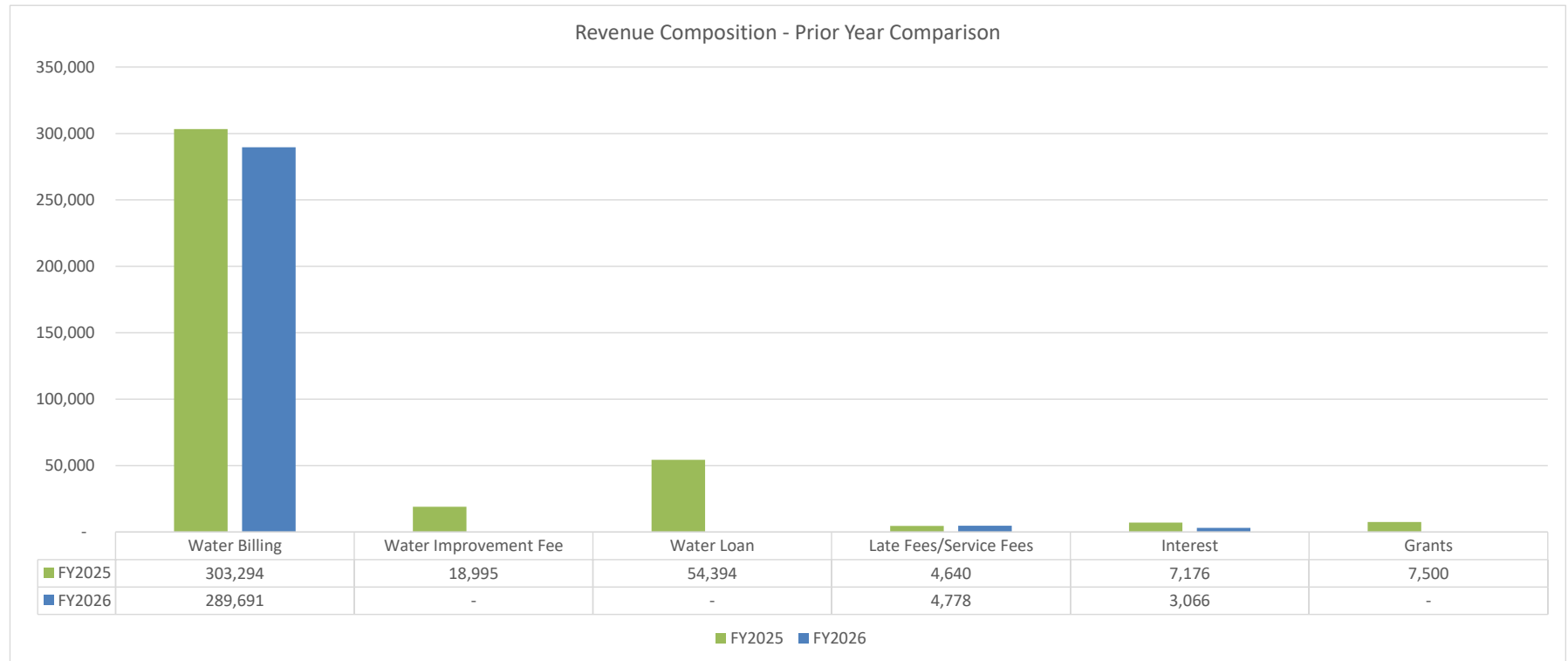
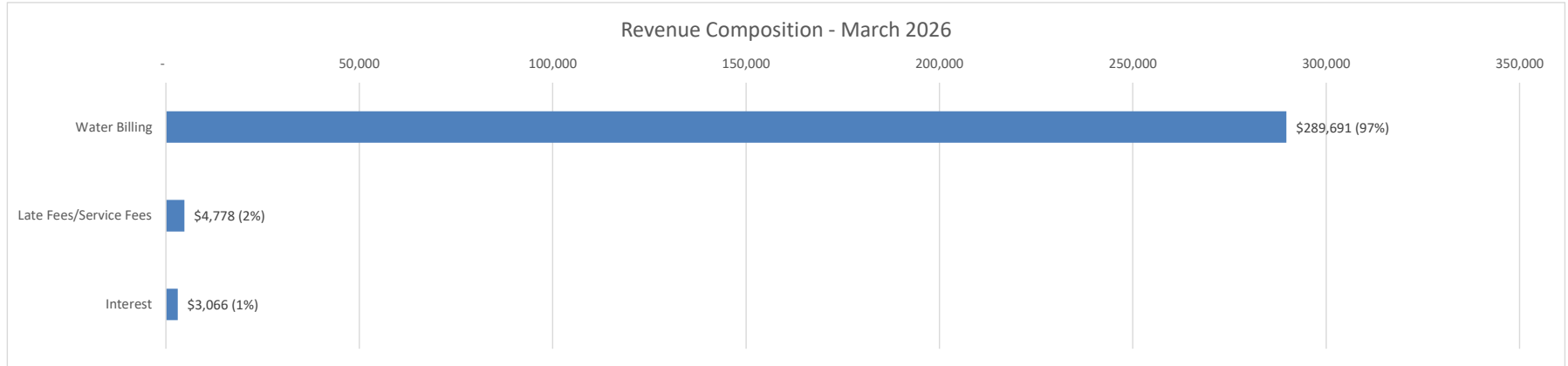
TOWN OF PALMER LAKE

REVENUE CHARTS

WATER ENTERPRISE FUND

For the Three Months Ended March 31, 2026

UNAUDITED



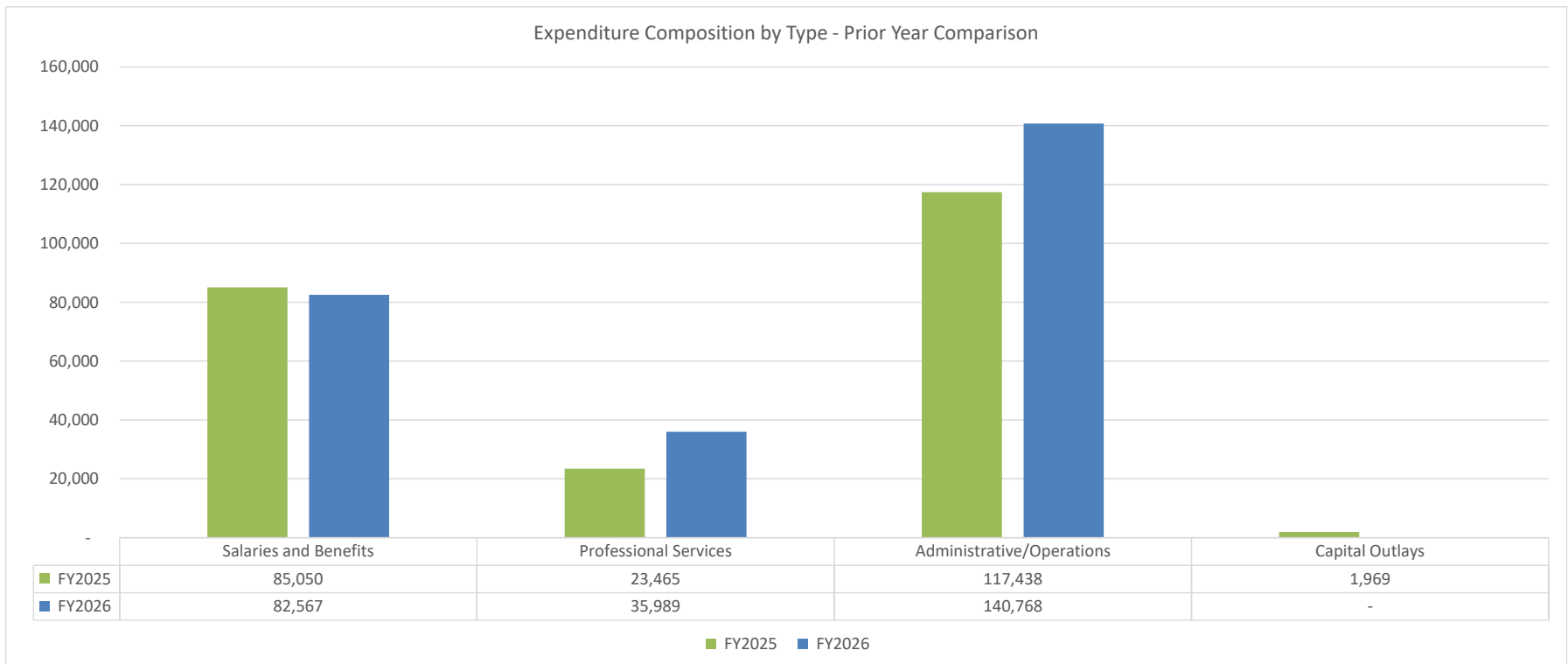
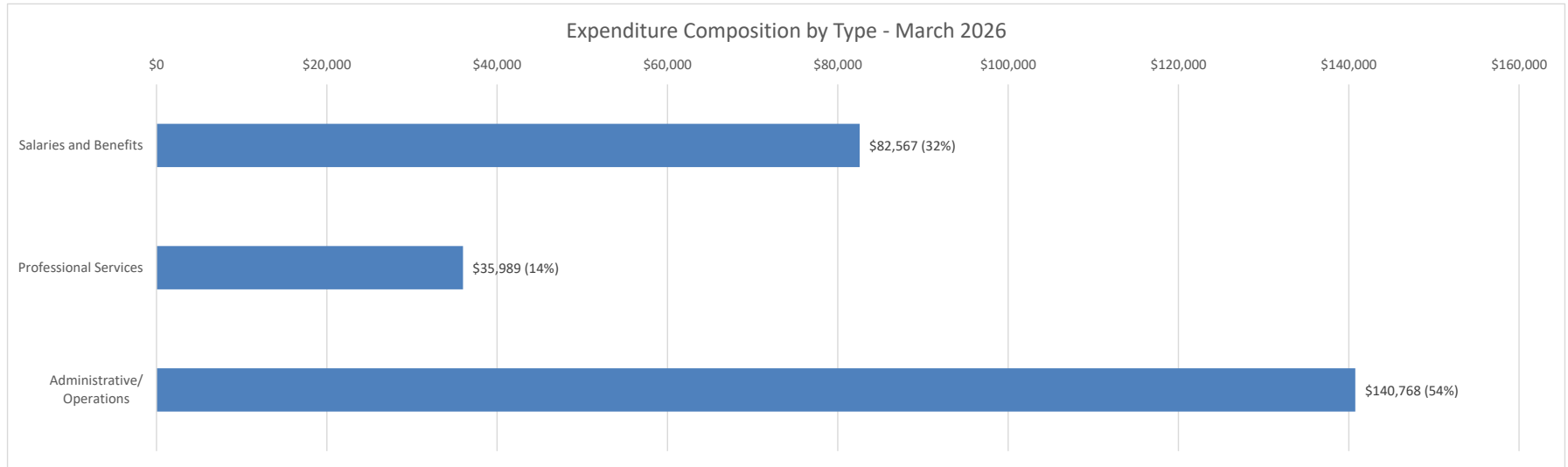
TOWN OF PALMER LAKE

EXPENDITURE CHARTS

WATER ENTERPRISE FUND

For the Three Months Ended March 31, 2026

UNAUDITED



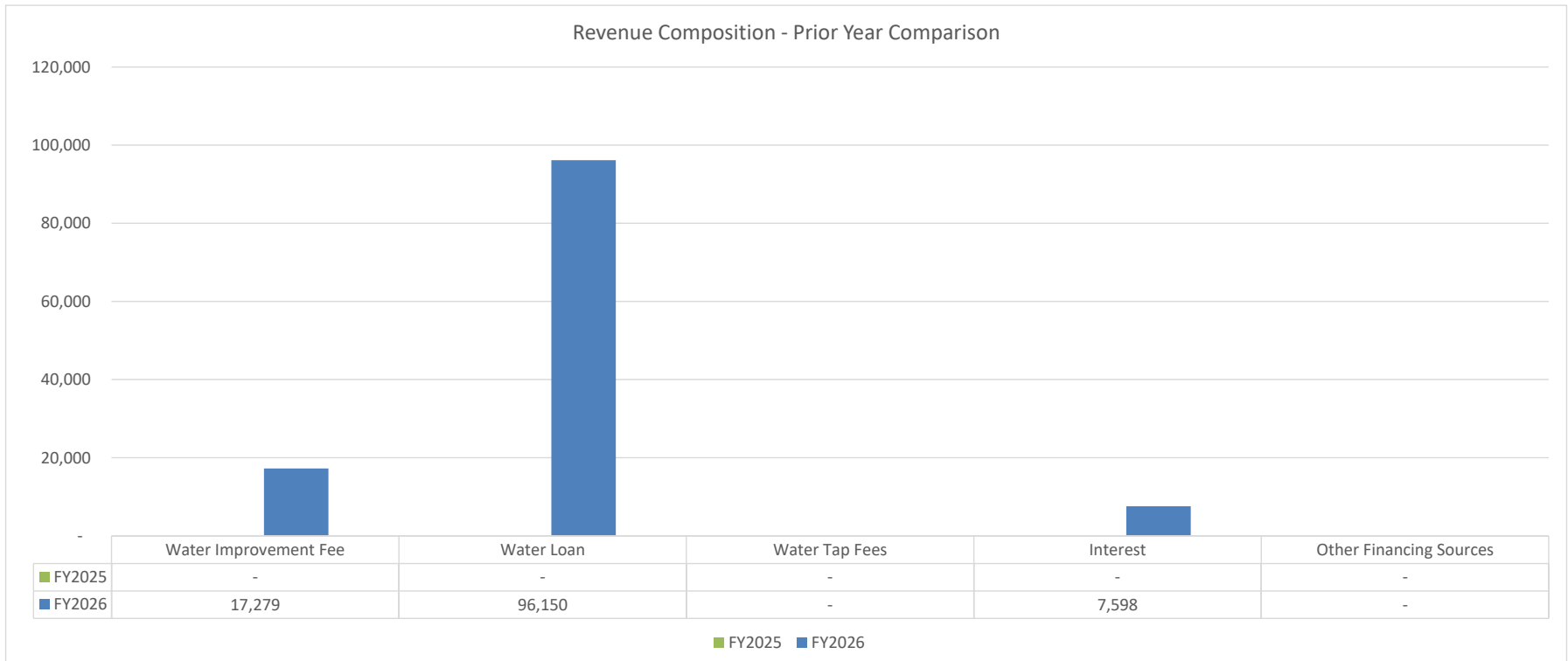
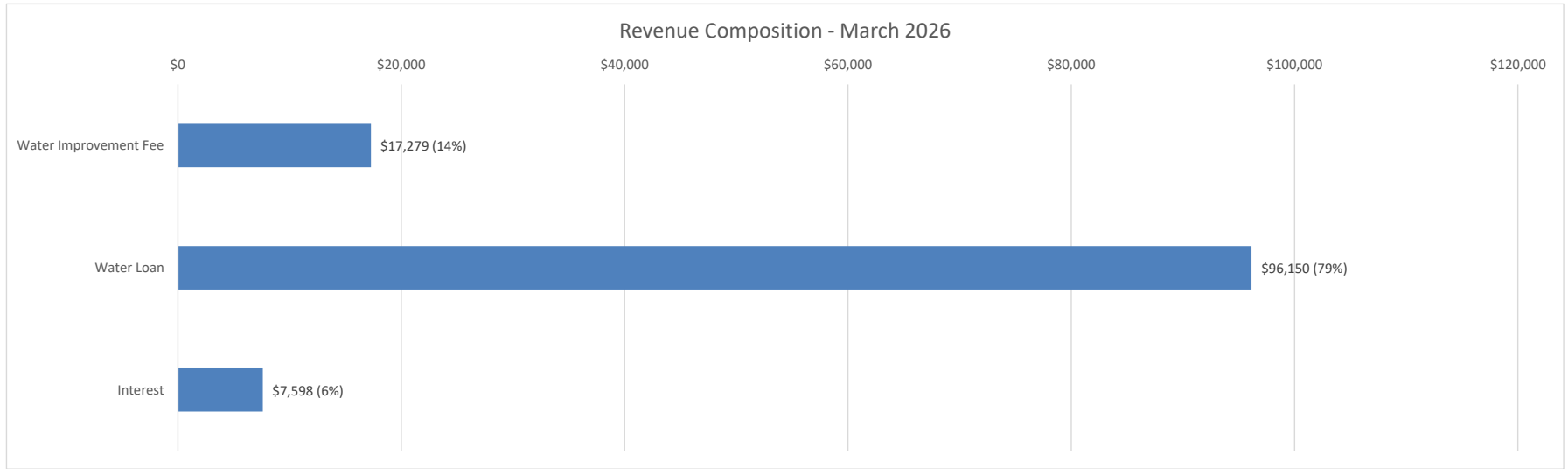
TOWN OF PALMER LAKE

REVENUE CHARTS

WATER ENTERPRISE CAPITAL FUND

For the Three Months Ended March 31, 2026

UNAUDITED



TOWN OF PALMER LAKE

EXPENDITURE CHARTS WATER ENTERPRISE CAPITAL FUND For the Three Months Ended March 31, 2026 UNAUDITED

