


**TOWN OF PALMER LAKE**  
**Financial Statements**  
**June 2022**  
**Unaudited**



# CASH POSITION

June 30, 2022



**TOWN OF PALMER LAKE**  
**Schedule of Cash Position**  
**June 30, 2022**

FINANCIAL INSTITUTION	TYPE OF ACCOUNT	CHECKING / SAVINGS	BANK RATE	BALANCE
<b>OPERATING FUNDS:</b>				
Community Banks of CO	General Fund Operating	Checking	n/a	\$ 1,222,132
<i>* Restricted - Operating Reserve - 3 months (\$582,475)</i>				
Community Banks of CO	Water Fund Operating	Checking	n/a	\$ 1,009,614
<i>* Restricted - Operating Reserve - 3 months (\$236,018)</i>				
Colorado Trust (ColoTrust)	General Fund	Savings	1.17%	\$ 979,282
<b>Subtotal - Operating Funds</b>				<b>\$ 3,211,028</b>
<b>RESTRICTED FUNDS:</b>				
Colorado Trust (ColoTrust)	Water Reserve 2010	Savings	1.17%	\$ 177,736
Colorado Trust (ColoTrust)	Water Loan Reserve	Savings	1.17%	\$ 197,966
Colorado Trust (ColoTrust)	Police CIP Reserve	Savings	1.17%	\$ 7
Colorado Trust (ColoTrust)	Fire CIP Reserve	Savings	1.17%	\$ 105,707
Colorado Trust (ColoTrust)	CTF Reserve	Savings	1.17%	\$ 27,149
<b>Subtotal - Restricted Funds</b>				<b>\$ 508,565</b>
<b>TOTAL</b>				<b>\$ 3,719,593</b>

**GENERAL FUND**  
**June 2022**



# TOWN OF PALMER LAKE

## SCHEDULE OF REVENUE, EXPENDITURES AND CHANGES IN FUND BALANCE - BUDGET AND ACTUAL GENERAL FUND

For the Six Months Ended June 30, 2022  
UNAUDITED

	2022 Adopted Budget	Actual	Variance Favorable (Unfavorable)	Percent of Budget (YTD 50%)
<b>REVENUE</b>				
Taxes	\$ 2,090,342	\$ 1,503,583	\$ (586,759)	72%
Fees and Licenses	191,900	133,185	(58,715)	69%
Intergovernmental	26,100	3,554	(22,546)	14%
Fines	70,900	23,565	(47,335)	33%
Interest income	12,000	8,480	(3,520)	71%
Departmental	7,000	27,051	20,051	386%
Miscellaneous income	170,100	132,003	(38,097)	78%
Total Revenue	\$ 2,568,342	\$ 1,831,421	\$ (736,921)	71%
<b>EXPENDITURES</b>				
General and Administrative				
Salaries and Benefits	\$ 179,369	\$ 87,110	\$ 92,259	49%
Professional Services	315,785	180,572	135,213	57%
General Administration	605,730	322,476	283,254	53%
Total General and Administrative	\$ 1,100,885	\$ 590,158	\$ 510,726	54%
Police Department				
Salaries and Benefits	\$ 588,861	\$ 256,540	\$ 332,321	44%
Professional Services	-	-	-	0%
General Administration	60,470	11,961	48,509	20%
Total Police Department	\$ 649,331	\$ 268,501	\$ 380,830	41%
Fire Department				
Salaries and Benefits	\$ 464,572	\$ 215,556	\$ 249,016	46%
Professional Services	-	-	-	0%
General Administration	73,050	17,784	55,266	24%
Total Fire Department	\$ 537,622	\$ 233,340	\$ 304,282	43%
Roads Department				
Salaries and Benefits	\$ 187,002	\$ 87,623	\$ 99,379	47%
Professional Services	20,000	1,343	18,657	7%
General Administration	388,071	51,341	336,730	13%
Total Roads Department	\$ 595,073	\$ 140,307	\$ 454,766	24%
Parks Department				
Salaries and Benefits	\$ 62,231	\$ 6,293	\$ 55,938	10%
General Administration	23,200	7,694	15,506	33%
Total Parks Department	\$ 85,431	\$ 13,987	\$ 71,444	16%
Total Expenditures	\$ 2,968,341	\$ 1,246,293	\$ 1,722,048	42%
<b>EXCESS OF REVENUE OVER (UNDER) EXPENDITURES</b>	\$ (400,000)	\$ 585,128	\$ 985,127	
<b>FUNDS BALANCE - BEGINNING OF YEAR - estimated</b>		\$ 2,783,287		
<b>FUNDS BALANCE - END OF YEAR</b>		\$ 3,368,415		
<b>Less:</b>				
Restricted:				
Operating Reserve - 3 months		(582,475)	<i>Note 1</i>	
Fire - CIP Reserve		(105,707)		
<b>FUNDS AVAILABLE - END OF YEAR - Unrestricted</b>		\$ 2,680,233		

*Note 1: A 12 Month Operating Reserve would be Optimum*

# WATER ENTERPRISE FUND

June 2022



# TOWN OF PALMER LAKE


## SCHEDULE OF REVENUE, EXPENDITURES AND CHANGES IN FUNDS AVAILABLE - BUDGET AND ACTUAL WATER ENTERPRISE FUND For the Six Months Ended June 30, 2022 UNAUDITED

	2022 Adopted Budget	Actual	Variance Favorable (Unfavorable)	Percent of Budget (YTD 50%)
<b>REVENUE</b>				
Water Revenue	\$ 1,198,500	\$ 557,182	\$ (641,318)	46%
Water Fees	71,957	27,041	(44,916)	38%
Water Taps	200,000	26,786	(173,214)	13%
Late Fees/ Service Fees	-	10,540	10,540	0%
Water Meters	6,500	1,300	(5,200)	20%
Interest	3,000	884	(2,116)	29%
Miscellaneous	-	525	525	0%
Total Revenue	\$ 1,479,957	\$ 624,258	\$ (855,699)	42%
<b>EXPENDITURES</b>				
Salaries and Benefits	\$ 454,797	\$ 206,366	\$ 248,431	45%
Professional Services	127,500	54,114	73,386	42%
Administrative	183,450	120,067	63,383	65%
Operations	874,054	188,590	685,464	22%
Debt Service	183,229	103,070	80,159	56%
Total Expenditures	\$ 1,823,030	\$ 672,207	\$ 1,150,823	37%
<b>EXCESS OF REVENUE OVER (UNDER) EXPENDITURES</b>	\$ (343,072)	\$ (47,949)	\$ 295,124	
<b>FUNDS AVAILABLE - BEGINNING OF YEAR - estimated</b>		\$ 658,203		
<b>FUNDS AVAILABLE - END OF YEAR</b>		\$ 610,254		
<b>Less:</b>				
Restricted:				
Operating Reserve - 3 months (CWR&PDA Loan Requirement)		(236,018)	<i>Note 1</i>	
Water Loan Reserve		(197,966)		
Water Reserve - 2010		(177,736)		
<b>FUNDS AVAILABLE - END OF YEAR - Unrestricted</b>		<b>\$ (1,466)</b>		

*Note 1: A 12 Month Operating Reserve would be Optimum*

# CONSERVATION TRUST FUND

June 2022





# TOWN OF PALMER LAKE

## STATEMENT OF REVENUE, EXPENDITURES AND CHANGES IN FUND BALANCE - BUDGET AND ACTUAL CONSERVATION TRUST FUND

For the Six Months Ended June 30, 2022

UNAUDITED

	<u>2022 Adopted Budget</u>	<u>Actual</u>	<u>Variance Favorable (Unfavorable)</u>	<u>Percent of Budget (YTD 50%)</u>
<b>REVENUE</b>				
State Shared Revenue	\$ 44,406	\$ 16,985	\$ (27,421)	38%
Interest/Miscellaneous income	-	64	64	0%
<b>Total Revenue</b>	<u>\$ 44,406</u>	<u>\$ 17,049</u>	<u>\$ (27,357)</u>	<u>38%</u>
<b>EXPENDITURES</b>				
Salaries and Benefits	\$ 18,774	\$ 10,623	\$ 8,151	57%
Administrative	25,630	3,614	22,016	14%
<b>Total Expenditures</b>	<u>\$ 44,405</u>	<u>\$ 14,237</u>	<u>\$ 30,167</u>	<u>32%</u>
<b>NET CHANGE IN FUND BALANCE</b>	<u>\$ 1</u>	<u>\$ 2,812</u>	<u>\$ 2,810</u>	
<b>FUND BALANCE - BEGINNING OF YEAR - estimated</b>		<u>\$ 35,914</u>		
<b>FUND BALANCE - END OF YEAR - Restricted</b>		<u><u>\$ 38,726</u></u>		

# GRANTS AND DONATIONS FUND

June 2022



# TOWN OF PALMER LAKE

## SCHEDULE OF REVENUE, EXPENDITURES AND CHANGES IN FUNDS AVAILABLE - BUDGET AND ACTUAL GRANTS & DONATIONS

For the Six Months Ended June 30, 2022

UNAUDITED

*For Information Purposes Only*

	2022 Budget	YTD Actual	Variance Favorable (Unfavorable)	Percent of Budget (YTD 50%)
<b>REVENUE</b>				
FPPA Matching Funds	\$ 14,000	\$ -	\$ (14,000)	0%
Fire Mitigation Grant	50,000	-	(50,000)	0%
DOLA EIAF Water Sys- PER Grant	15,000	-	(15,000)	0%
CDOT Bridge Rehab	200,000	-	(200,000)	0%
CDOT PL Elementary Road Improvements	176,590	-	(176,590)	0%
American Rescue Plan	376,145	-	(376,145)	0%
Fire Grants	-	15,365	15,365	0%
Police Donations/ Grants	59,437	32,752	(26,685)	55%
Parks Donations/ Grants	1,000	843	(157)	84%
Total Revenue	\$ 892,172	\$ 48,960	\$ (843,212)	5%
<b>EXPENDITURES</b>				
General Administrative				
Grants Expense- DOLA / GOCO	\$ -	\$ -	\$ -	0%
Total General Administrative Expenditures	\$ -	\$ -	\$ -	0%
Police Department Expenditures				
Grant Expense	\$ 59,537	\$ 17,065	\$ 42,472	29%
Total Police Department Expenditures	\$ 59,537	\$ 17,065	\$ 42,472	29%
Fire Department Expenditures				
Grants Expense	\$ -	\$ 10,788	\$ (10,788)	0%
Fire Mitigation CUSP	50,000	-	50,000	0%
Total Fire Department Expenditures	\$ 50,000	\$ 10,788	\$ 39,212	22%
Roads Department Expenditures				
CDOT Bridge Rehab	\$ 200,000	\$ -	\$ 200,000	0%
CDOT PL Elementary Road Improvements	176,590	20	176,570	0%
Grants Expense- Douglas	13,900	-	13,900	0%
Total Roads Department Expenditures	\$ 390,490	\$ 20	\$ 390,470	0%
Parks Department Expenditures				
Parks Committee (donations)	\$ 1,000	\$ -	\$ 1,000	0%
Total Parks Department Expenditures	\$ 1,000	\$ -	\$ 1,000	0%
Water Department Expenditures				
American Rescue Plan	\$ 376,145	\$ -	\$ 376,145	0%
DOLA EIAF Water Sys- PER Grant	15,000	-	15,000	0%
Total Water Department Expenditures	\$ 391,145	\$ -	\$ 391,145	0%
Total Expenditures	\$ 892,172	\$ 27,873	\$ 864,299	
<b>EXCESS OF REVENUE OVER (UNDER) EXPENDITURES</b>				
	\$ -	\$ 21,087	\$ 21,087	

# Check Register

June 2022



Town of Palmer Lake  
 VENDOR CHECK REGISTER REPORT  
 Payables Management

Ranges: From: To: From: To:  
 Check Number First Last Check Date 6/1/2022 6/30/2022  
 Vendor ID First Last Checkbook ID First Last  
 Vendor Name First Last

Sorted By: Check Number

\* Voided Checks

Check Number	Vendor ID	Vendor Check Name	Check Date	Checkbook ID	Audit Trail Code	Amount
48082	AMCOBI	AmCobi	6/10/2022	COBANK-CKG 9495	PMCHK00000038	\$1,809.80
48083	AT&TMOBILITY	AT & T Mobility	6/10/2022	COBANK-CKG 9495	PMCHK00000038	\$2,707.60
48084	CHAVEZCONSULTIN	Chavez Consulting Inc., LLC.	6/10/2022	COBANK-CKG 9495	PMCHK00000038	\$187.50
48085	COLORADODIVISIO	Colorado Division of Fire Prev	6/10/2022	COBANK-CKG 9495	PMCHK00000038	\$20.00
48086	CKT	Common Knowledge Technology	6/10/2022	COBANK-CKG 9495	PMCHK00000038	\$4,368.00
48087	COMMUNITYMATTER	Community Matters Institute	6/10/2022	COBANK-CKG 9495	PMCHK00000038	\$7,800.00
48088	COREELECTRICCOO	Core Electric Cooperative	6/10/2022	COBANK-CKG 9495	PMCHK00000038	\$3,405.43
48089	ELLISONTRUCKING	Ellison Trucking, Inc.	6/10/2022	COBANK-CKG 9495	PMCHK00000038	\$1,067.20
48090	ESO	ESO Solutions, Inc.	6/10/2022	COBANK-CKG 9495	PMCHK00000038	\$208.53
48091	FRONTRANGEFIREA	Front Range Fire Apparatus	6/10/2022	COBANK-CKG 9495	PMCHK00000038	\$1,067.91
48092	VANDERPOOL,HOLD	Holden Vanderpool	6/10/2022	COBANK-CKG 9495	PMCHK00000038	\$504.00
48093	INTELLICHOICE	Intellichoice, Inc.	6/10/2022	COBANK-CKG 9495	PMCHK00000038	\$2,873.15
48094	WAGGONER,JOISAH	Joisah Waggoner	6/10/2022	COBANK-CKG 9495	PMCHK00000038	\$75.00
48095	PALMERLAKESANIT	Palmer Lake Sanitation	6/10/2022	COBANK-CKG 9495	PMCHK00000038	\$1,685.00
48096	RECREATIONPLUS	Recreation Plus	6/10/2022	COBANK-CKG 9495	PMCHK00000038	\$715.57
48097	SCHMIDTCONSTRUC	Schmidt Construction Company	6/10/2022	COBANK-CKG 9495	PMCHK00000038	\$641.91
48098	GAZETTE	The Gazette	6/10/2022	COBANK-CKG 9495	PMCHK00000038	\$472.51
48099	TNPARKERCONSTRU	TN Parker Construction	6/10/2022	COBANK-CKG 9495	PMCHK00000038	\$17,349.45
48100	XFINITY	Xfinity	6/10/2022	COBANK-CKG 9495	PMCHK00000038	\$104.85
48101	AIRGAS	AIRGAS USA, LLC	6/23/2022	COBANK-CKG 9495	PMCHK00000039	\$713.84
48102	TORRES,ALLEE	ALLEE TORRES	6/23/2022	COBANK-CKG 9495	PMCHK00000039	\$100.00
48103	AMCOBIIT	AMCOBI	6/23/2022	COBANK-CKG 9495	PMCHK00000039	\$3,809.00
48105	BRADLEYEXCAVATI	BRADLEY EXCAVATING INC.	6/23/2022	COBANK-CKG 9495	PMCHK00000039	\$12,720.00
48106	CENTURYLINK	CENTURYLINK	6/23/2022	COBANK-CKG 9495	PMCHK00000039	\$212.20
48107	CHRISTIANBROTHE	CHRISTIAN BROTHERS AUTOMOTIVE	6/23/2022	COBANK-CKG 9495	PMCHK00000039	\$325.49
48108	CITYOFFORTCOLLI	City of Fort Collins	6/23/2022	COBANK-CKG 9495	PMCHK00000039	\$90.00
48109	COLORADODIVISIO	COLORADO DIVISION OF FIRE PREV	6/23/2022	COBANK-CKG 9495	PMCHK00000039	\$20.00
48110	COMCAST	COMCAST	6/23/2022	COBANK-CKG 9495	PMCHK00000039	\$193.35
48111	COOPER,DAVID	DAVID COOPER	6/23/2022	COBANK-CKG 9495	PMCHK00000039	\$50.00
48112	DPCINDUSTRIES	DPC INDUSTRIES, INC.	6/23/2022	COBANK-CKG 9495	PMCHK00000039	\$70.00
48113	ECS	EMPLOYERS COUNCIL	6/23/2022	COBANK-CKG 9495	PMCHK00000039	\$81.25
48114	EVOQUA	EVOQUA WATER TECHNOLOGIES LLC	6/23/2022	COBANK-CKG 9495	PMCHK00000039	\$1,250.00
48115	HACHCOMPANY	HACH COMPANY	6/23/2022	COBANK-CKG 9495	PMCHK00000039	\$11,665.00
48116	HIGHPOINTNETWOR	HIGH POINT NETWORKS	6/23/2022	COBANK-CKG 9495	PMCHK00000039	\$453.75
48117	HOMEDEPOTCREDIT	HOME DEPOT CREDIT SERVICES	6/23/2022	COBANK-CKG 9495	PMCHK00000039	\$511.27
48118	JANTZEN, JARRED	JARRED & SHARON JANTZEN	6/23/2022	COBANK-CKG 9495	PMCHK00000039	\$485.00
48119	LUMEN	LEVEL 3 COMMUNICATIONS, LLC	6/23/2022	COBANK-CKG 9495	PMCHK00000039	\$519.42
48120	LIGHTNINGELECTR	LIGHTNING ELECTRIC	6/23/2022	COBANK-CKG 9495	PMCHK00000039	\$755.00
48121	MCCORDSGARDENCE	MCCORD'S GARDEN CENTER AND LAN	6/23/2022	COBANK-CKG 9495	PMCHK00000039	\$228.71
48122	OASISLANDSCAPE	OASIS LANDSCAPE & IRRIGATION I	6/23/2022	COBANK-CKG 9495	PMCHK00000039	\$12,350.81
48123	POWERSERVICEINC	POWER SERVICE INC.	6/23/2022	COBANK-CKG 9495	PMCHK00000039	\$2,518.95
48124	WIEKS, REID	REID WIEKS	6/23/2022	COBANK-CKG 9495	PMCHK00000039	\$114.40
48125	ORCUTT,STEVE	STEVE ORCUTT	6/23/2022	COBANK-CKG 9495	PMCHK00000039	\$21.10
48126	TLECC	TIMBER LINE ELECTRIC & CONTROL	6/23/2022	COBANK-CKG 9495	PMCHK00000039	\$1,423.25
48127	TRILAKESCHAMBER	TRI-LAKES CHAMBER OF COMMERCE	6/23/2022	COBANK-CKG 9495	PMCHK00000039	\$148.85
48128	UNCC	UTILITY NOTIFICATION CENTER OF	6/23/2022	COBANK-CKG 9495	PMCHK00000039	\$85.80
48129	WATTSUPFITTINGI	WATTS UPFITTING INC.	6/23/2022	COBANK-CKG 9495	PMCHK00000039	\$187.85
48130	XEROX	XEROX BUSINESS SOLUTIONS SOUTH	6/23/2022	COBANK-CKG 9495	PMCHK00000039	\$60.82
48131	XFINITY	XFINITY	6/23/2022	COBANK-CKG 9495	PMCHK00000039	\$18.28

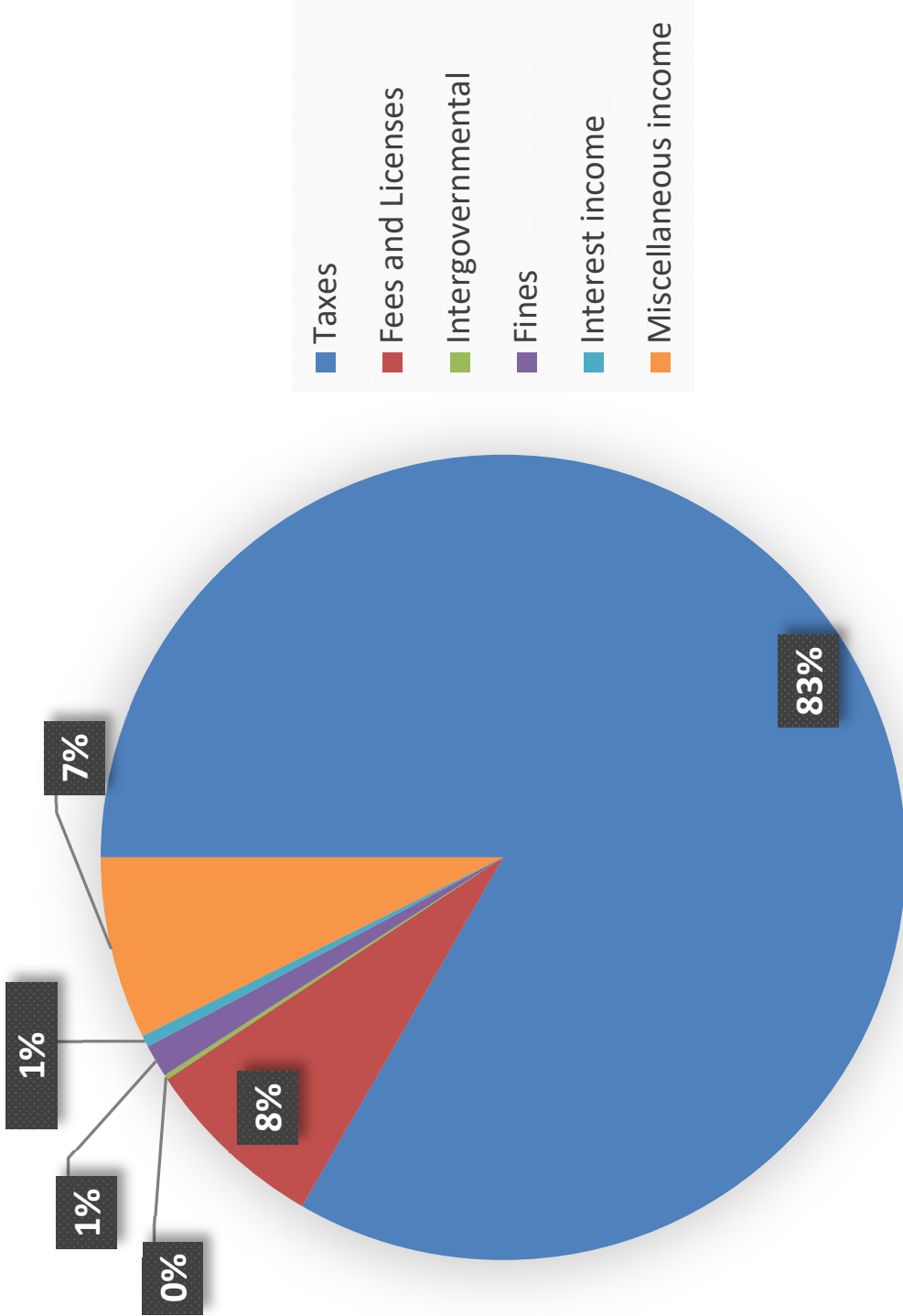
Total Checks: 49

Total Amount of Checks: \$98,246.80

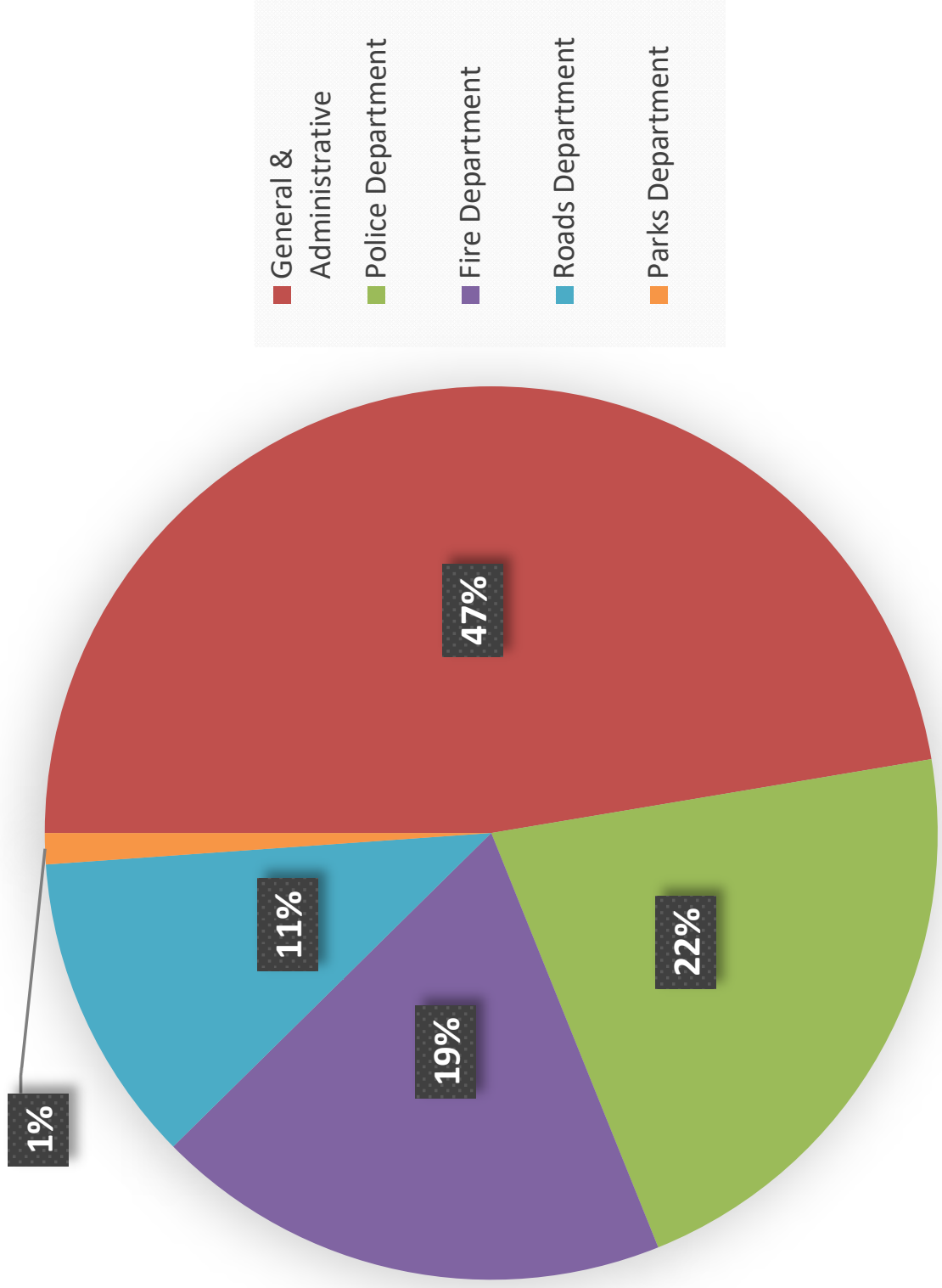
**CHARTS**  
**June 2022**



# General Fund Revenue Breakdown June 2022



# General Fund Expenditure Breakdown June 2022





# Water Enterprise Fund Expenditure Breakdown June 2022

