

# **TOWN OF PALMER LAKE**

## **Financial Statements**


**July 2023**

**Unaudited**



# CASH POSITION

July 31, 2023



**TOWN OF PALMER LAKE**

**Schedule of Cash Position**

**July 31, 2023**

FINANCIAL INSTITUTION	TYPE OF ACCOUNT	CHECKING / SAVINGS	BANK RATE	BALANCE
<b>OPERATING FUNDS:</b>				
Community Banks of CO	General Fund Operating	Checking	n/a	\$ 1,167,187
<i>* Restricted - Operating Reserve - 3 months (\$582,475)</i>				
Community Banks of CO	Water Fund Operating	Checking	n/a	\$ 1,255,442
<i>* Restricted - Operating Reserve - 3 months (\$236,018)</i>				
Colorado Trust (ColoTrust)	General Fund	Savings	5.29%	\$ 1,465,814
<b>Subtotal - Operating Funds</b>				<b>\$ 3,888,443</b>
<b>RESTRICTED FUNDS:</b>				
Colorado Trust (ColoTrust)	Water Reserve 2010	Savings	5.29%	\$ 186,715
Colorado Trust (ColoTrust)	Water Loan Reserve	Savings	5.29%	\$ 206,852
Colorado Trust (ColoTrust)	Water Savings	Savings	5.29%	\$ 207,495
Colorado Trust (ColoTrust)	Police CIP Reserve	Savings	5.29%	\$ 7
Colorado Trust (ColoTrust)	Fire CIP Reserve	Savings	5.29%	\$ 62,297
Colorado Trust (ColoTrust)	CTF Reserve	Savings	5.29%	\$ 28,368
Colorado Trust (ColoTrust)	Roads CIP Reserve	Savings	5.29%	\$ 10,375
<b>Subtotal - Restricted Funds</b>				<b>\$ 702,109</b>
<b>TOTAL</b>				<b>\$ 4,590,552</b>

**GENERAL FUND**  
**July 2023**



# TOWN OF PALMER LAKE

## SCHEDULE OF REVENUE, EXPENDITURES AND CHANGES IN FUND BALANCE - BUDGET AND ACTUAL GENERAL FUND


For the Seven Months Ended July 31, 2023  
UNAUDITED

	2023 Amended Budget	Actual	Variance Favorable (Unfavorable)	Percent of Budget (YTD 58%)
<b>REVENUE</b>				
Taxes	\$ 3,664,377	\$ 1,653,102	\$ (2,011,275)	45%
Fees and Licenses	261,435	165,159	(96,276)	63%
Intergovernmental	6,000	6,929	929	115%
Fines	90,000	36,673	(53,327)	41%
Interest income	43,000	50,767	7,767	118%
Departmental	49,500	37,350	(12,150)	75%
Grants and Donations	395,182	76,821	(318,361)	19%
Miscellaneous income	117,200	73,344	(43,856)	63%
Total Revenue	\$ 4,626,694	\$ 2,100,145	\$ (2,526,549)	45%
<b>EXPENDITURES</b>				
General and Administrative				
Salaries and Benefits	\$ 274,996	\$ 124,580	\$ 150,416	45%
Professional Services	305,475	114,544	190,931	37%
General Administration	585,317	180,315	405,002	31%
Total General and Administrative	\$ 1,165,788	\$ 419,439	\$ 746,349	36%
Police Department				
Salaries and Benefits	\$ 781,175	\$ 346,326	\$ 434,849	44%
Professional Services	-	2,953	(2,953)	0%
General Administration	122,399	30,903	91,496	25%
Total Police Department	\$ 903,574	\$ 380,182	\$ 523,392	42%
Fire Department				
Salaries and Benefits	\$ 867,644	\$ 287,941	\$ 579,703	33%
Professional Services	-	2,335	(2,335)	0%
General Administration	289,420	41,892	247,528	14%
Total Fire Department	\$ 1,157,064	\$ 332,168	\$ 824,896	29%
Public Works Department - Roads				
Salaries and Benefits	\$ 315,186	\$ 128,007	\$ 187,179	41%
Professional Services	30,000	5,207	24,793	17%
General Administration	756,875	92,945	663,930	12%
Total Roads Department	\$ 1,102,061	\$ 226,159	\$ 875,902	21%
Public Works Department - Parks				
General Administration	\$ 83,165	\$ 18,887	\$ 64,278	23%
Total Parks Department	\$ 83,165	\$ 18,887	\$ 64,278	23%
Grants & Donations	\$ 395,182	\$ 277,824	\$ 117,358	70%
Total Expenditures	\$ 4,806,833	\$ 1,654,659	\$ 3,152,175	34%
<b>EXCESS OF REVENUE OVER (UNDER) EXPENDITURES</b>				
	\$ (180,139)	\$ 445,486	\$ 625,626	
<b>FUNDS BALANCE - BEGINNING OF YEAR</b>				
		\$ 2,880,403		
<b>FUNDS BALANCE - END OF YEAR</b>				
		\$ 3,325,889		
<b>Less:</b>				
Restricted:				
Operating Reserve - 3 months		(582,475)	<i>Note 1</i>	
Fire and Roads - CIP Reserve		(72,672)		
<b>FUNDS AVAILABLE - END OF YEAR - Unrestricted</b>				
		\$ 2,670,742		

*Note 1: A 12 Month Operating Reserve would be Optimum*

# WATER ENTERPRISE FUND

July 2023



# TOWN OF PALMER LAKE

## SCHEDULE OF REVENUE, EXPENDITURES AND CHANGES IN FUNDS AVAILABLE - BUDGET AND ACTUAL WATER ENTERPRISE FUND For the Seven Months Ended July 31, 2023 UNAUDITED

	2023 Amended Budget	Actual	Variance Favorable (Unfavorable)	Percent of Budget (YTD 58%)
<b>REVENUE</b>				
Water Revenue	\$ 1,156,000	\$ 667,449	\$ (488,551)	58%
Water Fees	55,000	32,709	(22,291)	59%
Water Taps	100,000	8,271	(91,729)	8%
Late Fees/ Service Fees	14,000	11,157	(2,843)	80%
Water Meters	3,000	1,300	(1,700)	43%
ARP Funds	259,238	54,326	(204,912)	21%
Interest	14,000	17,132	3,132	122%
Miscellaneous	10,200	730	(9,470)	7%
Total Revenue	<u>\$ 1,611,438</u>	<u>\$ 793,074</u>	<u>\$ (818,364)</u>	<u>49%</u>
<b>EXPENDITURES</b>				
Salaries and Benefits	\$ 562,906	\$ 225,357	\$ 337,549	40%
Professional Services	183,225	70,946	112,279	39%
Administrative	200,570	105,585	94,985	53%
Operations	222,270	81,811	140,459	37%
Capital	388,525	54,326	334,199	14%
Debt Service	183,229	91,570	91,659	50%
Total Expenditures	<u>\$ 1,740,725</u>	<u>\$ 629,595</u>	<u>\$ 1,111,130</u>	<u>36%</u>
<b>EXCESS OF REVENUE OVER (UNDER) EXPENDITURES</b>	<u>\$ (129,287)</u>	<u>\$ 163,479</u>	<u>\$ 292,766</u>	
<b>FUNDS AVAILABLE - BEGINNING OF YEAR</b>		<u>\$ 958,494</u>		
<b>FUNDS AVAILABLE - END OF YEAR</b>		<u>\$ 1,121,973</u>		
<b>Less:</b>				
Restricted:				
Operating Reserve - 3 months (CWR&PDA Loan Requirement)		(236,018)	<i>Note 1</i>	
Water Loan Reserve		(206,852)		
Water Reserve - 2010		<u>(186,715)</u>		
<b>FUNDS AVAILABLE - END OF YEAR - Unrestricted</b>		<u><u>\$ 492,388</u></u>		

*Note 1: A 12 Month Operating Reserve would be Optimum*

# CONSERVATION TRUST FUND

July 2023



# TOWN OF PALMER LAKE

## STATEMENT OF REVENUE, EXPENDITURES AND CHANGES IN FUND BALANCE - BUDGET AND ACTUAL CONSERVATION TRUST FUND For the Seven Months Ended July 31, 2023 UNAUDITED

	2023 Adopted Budget	Actual	Variance Favorable (Unfavorable)	Percent of Budget (YTD 58%)
<b>REVENUE</b>				
State Shared Revenue	\$ 36,140	\$ 19,573	\$ (16,567)	54%
Interest/Miscellaneous income	400	809	409	202%
<b>Total Revenue</b>	<b>\$ 36,540</b>	<b>\$ 20,382</b>	<b>\$ (16,158)</b>	<b>56%</b>
<b>EXPENDITURES</b>				
Salaries and Benefits	\$ 20,866	\$ -	\$ 20,866	0%
Administrative	15,674	23,000	(7,326)	147%
<b>Total Expenditures</b>	<b>\$ 36,540</b>	<b>\$ 23,000</b>	<b>\$ 13,540</b>	<b>63%</b>
<b>NET CHANGE IN FUND BALANCE</b>	<b>\$ -</b>	<b>\$ (2,618)</b>	<b>\$ (2,618)</b>	
<b>FUND BALANCE - BEGINNING OF YEAR</b>		<b>\$ 37,609</b>		
<b>FUND BALANCE - END OF YEAR - Restricted</b>		<b>\$ 34,991</b>		

# GRANTS AND DONATIONS

July 2023




# GRANTS & DONATIONS SCHEDULE

*For Information Purposes Only*

	<b>2023 Budget</b>	<b>7.31.23 Actual</b>
<b>REVENUE</b>		
Colo. State Historical Society ADA Door	\$ 42,000	\$ -
Police Donations/ Grants	5,000	9,699
CDOT PL Elementary Road Improvement	145,682	16,061
Fire Mitigation Grant	-	48,721
CDOT Overlay Maint.	200,000	-
Parks Donations/ Grants	2,500	2,340
Total Revenue	<u>\$ 395,182</u>	<u>\$ 76,821</u>
<b>EXPENDITURES</b>		
General Administrative		
Colo. State Historical Society ADA Door	\$ 42,000	\$ -
Total General Administrative Expenditures	<u>\$ 42,000</u>	<u>\$ -</u>
Police Department Expenditures		
Grant Expense	\$ 5,000	\$ 7,271
Total Police Department Expenditures	<u>\$ 5,000</u>	<u>\$ 7,271</u>
Fire Department Expenditures		
Grants Expense	\$ -	\$ 541
Total Fire Department Expenditures	<u>\$ -</u>	<u>\$ 541</u>
Roads Department Expenditures		
CDOT Overlay Maint.	\$ 200,000	\$ 241,940
CDOT PL Elementary Road Improvements	145,682	25,900
Total Roads Department Expenditures	<u>\$ 345,682</u>	<u>\$ 267,840</u>
Parks Department Expenditures		
Parks Committee (donations)	\$ 2,500	\$ 2,172
Total Parks Department Expenditures	<u>\$ 2,500</u>	<u>\$ 2,172</u>
Total Expenditures	<u>\$ 395,182</u>	<u>\$ 277,824</u>
<b>REVENUE OVER/(UNDER) EXPENDITURES</b>	<u>\$ -</u>	<u>\$ (201,003)</u>

# Check Register

July 2023



Ranges:	From:	To:	From:	To:
Check Number	First	Last	7/1/2023	7/31/2023
Vendor ID	First	Last	Checkbook ID	First
Vendor Name	First	Last		Last

Sorted By: Check Number

\* Voided Checks

Check Number	Vendor ID	Vendor Check Name	Check Date	Checkbook ID	Audit Trail Code	Amount
48989	COREELECTRICCOO	CORE ELECTRIC COOPERATIVE	7/3/2023	COBANK-CKG 9495	PMCHK00000106	\$8,770.29
48990	SCHMIDTCONSTRUC	Schmidt Construction Company	7/11/2023	COBANK-CKG 9495	PMCHK00000107	\$241,939.50
48991	ACMEFIRE&SAFETY	Acme Fire & Safety Equipment C	7/18/2023	COBANK-CKG 9495	PMCHK00000108	\$187.00
48992	ACTIVE911,INC.	Active911, Inc.	7/18/2023	COBANK-CKG 9495	PMCHK00000108	\$375.00
48993	AMCOBI	AmCobi	7/18/2023	COBANK-CKG 9495	PMCHK00000108	\$1,848.57
48994	AMCOBIIT	AMCOBI	7/18/2023	COBANK-CKG 9495	PMCHK00000108	\$3,772.50
48995	ANTHONYCREWS	ANTHONY CREWS	7/18/2023	COBANK-CKG 9495	PMCHK00000108	\$75.00
48997	BCSERVICESINC	BC SERVICES, INC	7/18/2023	COBANK-CKG 9495	PMCHK00000108	\$542.76
48998	BILLMYHREN	BILL MYHREN	7/18/2023	COBANK-CKG 9495	PMCHK00000108	\$75.00
48999	CENTURYLINK	CENTURYLINK	7/18/2023	COBANK-CKG 9495	PMCHK00000108	\$220.02
49000	CHAVEZCONSULTIN	CHAVEZ CONSULTING INC., LLC	7/18/2023	COBANK-CKG 9495	PMCHK00000108	\$150.00
49001	BIRKELAND,CHRIS	CHRISTI BIRKELAND	7/18/2023	COBANK-CKG 9495	PMCHK00000108	\$9.99
49002	CHUCKKUKULA	CHUCK KUKULA	7/18/2023	COBANK-CKG 9495	PMCHK00000108	\$200.00
49003	CIRSA	CIRSA	7/18/2023	COBANK-CKG 9495	PMCHK00000108	\$30,876.59
49004	CIVICPLUSLLC	CIVICPLUS LLC	7/18/2023	COBANK-CKG 9495	PMCHK00000108	\$4,267.51
49005	COLORADODIVISIO	COLORADO DIVISION OF FIRE PREV	7/18/2023	COBANK-CKG 9495	PMCHK00000108	\$90.00
49006	CKT	COMMON KNOWLEDGE TECHNOLOGY	7/18/2023	COBANK-CKG 9495	PMCHK00000108	\$2,348.00
49007	COREANDMAIN	CORE & MAIN LLP	7/18/2023	COBANK-CKG 9495	PMCHK00000108	\$140.16
49008	DANAKEPNERCOMPA	DANA KEPNER COMPANY, LLC	7/18/2023	COBANK-CKG 9495	PMCHK00000108	\$12,155.26
49009	DUKESELECTRIC	DUKES ELECTRIC, INC.	7/18/2023	COBANK-CKG 9495	PMCHK00000108	\$23,000.00
49010	ELPASOCOCLERK	EL PASO CO. CLERK & RECORDER	7/18/2023	COBANK-CKG 9495	PMCHK00000108	\$1,710.86
49011	EMBLEMAUTHORITY	EMBLEMS, INC. DBA THE EMBLEM A	7/18/2023	COBANK-CKG 9495	PMCHK00000108	\$925.00
49012	EMERGENCYNETWOR	EMERGENCY NETWORK SECURITY SYS	7/18/2023	COBANK-CKG 9495	PMCHK00000108	\$32.03
49013	ESO	ESO SOLUTIONS, INC.	7/18/2023	COBANK-CKG 9495	PMCHK00000108	\$208.53
49014	EVOQUA	EVOQUA WATER TECHNOLOGIES LLC	7/18/2023	COBANK-CKG 9495	PMCHK00000108	\$1,463.00
49015	FAC	FROMM & COMPANY LLC	7/18/2023	COBANK-CKG 9495	PMCHK00000108	\$16,783.00
49016	GALLS	GALLS, LLC	7/18/2023	COBANK-CKG 9495	PMCHK00000108	\$126.73
49017	GREEN&ASSOCIATE	GREEN & ASSOCIATES LLC	7/18/2023	COBANK-CKG 9495	PMCHK00000108	\$16,100.00
49018	HABITATMANAGEME	HABITAT MANAGEMENT	7/18/2023	COBANK-CKG 9495	PMCHK00000108	\$3,322.28
49019	HIGHPOINTNETWORK	HIGH POINT NETWORKS	7/18/2023	COBANK-CKG 9495	PMCHK00000108	\$165.00
49020	JAN-PROFRANCHIS	JAN-PRO FRANCHISE DEVELOPMENT	7/18/2023	COBANK-CKG 9495	PMCHK00000108	\$637.50
49021	VINCENT,JOHN	JOHN VINCENT	7/18/2023	COBANK-CKG 9495	PMCHK00000108	\$310.05
49022	JOYCESUMPTER	JOYCE SUMPTER	7/18/2023	COBANK-CKG 9495	PMCHK00000108	\$100.00
49023	LEADENSCONTRACT	LEADENS CONTRACTING, INC.	7/18/2023	COBANK-CKG 9495	PMCHK00000108	\$4,255.00
49024	LEAHSLAY	LEAH SLAY	7/18/2023	COBANK-CKG 9495	PMCHK00000108	\$100.00
49025	MARTHABRODZIK	MARTHA BRODZIK	7/18/2023	COBANK-CKG 9495	PMCHK00000108	\$0.50
49026	MCCORDSGARDENCE	MCCORD'S GARDEN CENTER AND LAN	7/18/2023	COBANK-CKG 9495	PMCHK00000108	\$196.00
49027	MEYER&SAMS,INC	MEYER & SAMS, INC. DBA GMS INC	7/18/2023	COBANK-CKG 9495	PMCHK00000108	\$2,319.80
49028	MUNICIPALTREATM	MUNICIPAL TREATMENT EQUIPMENT	7/18/2023	COBANK-CKG 9495	PMCHK00000108	\$1,040.00
49029	FLEETCENTER	MYFLEETCENTER.COM	7/18/2023	COBANK-CKG 9495	PMCHK00000108	\$222.23
49030	OASISLANDSCAPE	OASIS LANDSCAPE & IRRIGATION I	7/18/2023	COBANK-CKG 9495	PMCHK00000108	\$242.00
49031	PALMERLAKESANIT	PALMER LAKE SANITATION	7/18/2023	COBANK-CKG 9495	PMCHK00000108	\$2,437.58
49032	PIONEER	PIONEER	7/18/2023	COBANK-CKG 9495	PMCHK00000108	\$8,705.26
49033	RICKAUSMSTRUCK	RICK AUSMUS TRUCKING	7/18/2023	COBANK-CKG 9495	PMCHK00000108	\$562.50
49034	STERICYCLE	STERICYCLE, INC.	7/18/2023	COBANK-CKG 9495	PMCHK00000108	\$38.59
49035	T2SYSTEMS	T2 SYSTEMS CANADA INC.	7/18/2023	COBANK-CKG 9495	PMCHK00000108	\$70.00
49036	TARABRUGGEMAN	TARA BRUGGEMAN	7/18/2023	COBANK-CKG 9495	PMCHK00000108	\$75.00
49037	GAZETTE	THE GAZETTE	7/18/2023	COBANK-CKG 9495	PMCHK00000108	\$135.21
49038	KNASTERTECHNOLO	THE KNASTER TECHNOLOGY GROUP	7/18/2023	COBANK-CKG 9495	PMCHK00000108	\$252.00
49039	TLECC	TIMBER LINE ELECTRIC & CONTROL	7/18/2023	COBANK-CKG 9495	PMCHK00000108	\$1,766.25
49040	TRILAKESSERVICE	TRI-LAKES SERVICE CENTER	7/18/2023	COBANK-CKG 9495	PMCHK00000108	\$340.05
49041	WATTSUPFITTINGI	WATTS UPFITTING INC.	7/18/2023	COBANK-CKG 9495	PMCHK00000108	\$7,648.20
49042	BERRY,WILLIAM	WILLIAM BERRY	7/18/2023	COBANK-CKG 9495	PMCHK00000108	\$49.00
49043	XEROX	XEROX BUSINESS SOLUTIONS SOUTH	7/18/2023	COBANK-CKG 9495	PMCHK00000108	\$201.90
49044	MEYER&SAMS,INC	MEYER & SAMS, INC. DBA GMS INC	7/18/2023	COBANK-CKG 9495	PMCHK00000109	\$3,000.00
49045	KNASTERTECHNOLO	THE KNASTER TECHNOLOGY GROUP	7/18/2023	COBANK-CKG 9495	PMCHK00000110	\$950.00

\* Voided Checks

Check Number	Vendor ID	Vendor Check Name	Check Date	Checkbook ID	Audit Trail Code	Amount
49046	AIRGAS	AIRGAS USA, LLC	7/25/2023	COBANK-CKG 9495	PMCHK00000111	\$110.68
49047	BBAWATERCONSULT	BISHOP-BROGDEN ASSOCIATES, INC	7/25/2023	COBANK-CKG 9495	PMCHK00000111	\$677.35
49048	CENTURYLINK	CENTURYLINK	7/25/2023	COBANK-CKG 9495	PMCHK00000111	\$220.20
49049	HAVENAR, GLANT	GLANT HAVENAR	7/25/2023	COBANK-CKG 9495	PMCHK00000111	\$65.00
49050	HABITATMANAGEME	HABITAT MANAGEMENT	7/25/2023	COBANK-CKG 9495	PMCHK00000111	\$9,206.93
49051	HOMEDEPOTCREDIT	HOME DEPOT CREDIT SERVICES	7/25/2023	COBANK-CKG 9495	PMCHK00000111	\$872.03
49052	IVANABAILEY	IVANA BAILEY	7/25/2023	COBANK-CKG 9495	PMCHK00000111	\$75.00
49053	CICCOLELLAJOH	JOHN CICCOLELLA	7/25/2023	COBANK-CKG 9495	PMCHK00000111	\$320.00
49054	LYONGSADDIS	LYONS GADDIS	7/25/2023	COBANK-CKG 9495	PMCHK00000111	\$882.00
49055	NAPAAUTOPARTS	NAPA AUTO PARTS	7/25/2023	COBANK-CKG 9495	PMCHK00000111	\$136.49
49056	OASISLANDSCAPE	OASIS LANDSCAPE & IRRIGATION I	7/25/2023	COBANK-CKG 9495	PMCHK00000111	\$320.83
49057	REPUBLICSERVICE	REPUBLIC SERVICES #653	7/25/2023	COBANK-CKG 9495	PMCHK00000111	\$90.00
49058	SLWS	SALT LAKE WHOLESALE SPORTS	7/25/2023	COBANK-CKG 9495	PMCHK00000111	\$3,471.38
49059	SAMANTHAVERSTEE	SAMANTHA VERSTEEGT	7/25/2023	COBANK-CKG 9495	PMCHK00000111	\$75.00
49060	SHARIDANCARTER	SHARIDAN CARTER	7/25/2023	COBANK-CKG 9495	PMCHK00000111	\$75.00
49061	UNCC	UTILITY NOTIFICATION CENTER OF	7/25/2023	COBANK-CKG 9495	PMCHK00000111	\$32.25
49062	CHANDRAENOS	CHANDRA ENOS	7/25/2023	COBANK-CKG 9495	PMCHK00000112	\$75.00
49063	AWAKEPALMERLAKE	AWAKE PALMER LAKE	7/31/2023	COBANK-CKG 9495	PMCHK00000113	\$150.00
49064	BLUETREEELLC	BLUE TREE, LLC	7/31/2023	COBANK-CKG 9495	PMCHK00000113	\$500.00
49065	CENTURYLINK	CENTURYLINK	7/31/2023	COBANK-CKG 9495	PMCHK00000113	\$1,018.94
49066	CIRSA	CIRSA	7/31/2023	COBANK-CKG 9495	PMCHK00000113	\$364.50
49067	CKT	COMMON KNOWLEDGE TECHNOLOGY	7/31/2023	COBANK-CKG 9495	PMCHK00000113	\$90.00
49068	COMMUNITYMATTER	COMMUNITY MATTERS INSTITUTE	7/31/2023	COBANK-CKG 9495	PMCHK00000113	\$6,630.00
49069	DANIELSCHWENKEE	DANIEL SCHWENKEE	7/31/2023	COBANK-CKG 9495	PMCHK00000113	\$75.00
49070	FAC	FROMM & COMPANY LLC	7/31/2023	COBANK-CKG 9495	PMCHK00000113	\$7,814.50
49071	HIGHPOINTNETWOR	HIGH POINT NETWORKS	7/31/2023	COBANK-CKG 9495	PMCHK00000113	\$1,402.50
49072	KAYLAHURBIS	KAYLA HURBIS	7/31/2023	COBANK-CKG 9495	PMCHK00000113	\$75.00
49073	LUMEN	LEVEL 3 COMMUNICATIONS, LLC	7/31/2023	COBANK-CKG 9495	PMCHK00000113	\$548.41
49074	PIKESPEAKCHIEFS	PIKES PEAK CHIEFS FORUM	7/31/2023	COBANK-CKG 9495	PMCHK00000113	\$100.00
49075	RICKAUSMSTRUCK	RICK AUSMUS TRUCKING	7/31/2023	COBANK-CKG 9495	PMCHK00000113	\$285.00
49076	KNASTERTECHNOLO	THE KNASTER TECHNOLOGY GROUP	7/31/2023	COBANK-CKG 9495	PMCHK00000113	\$108.00
49077	REINALT-THOMASC	THE REINALT-THOMAS CORPORATION	7/31/2023	COBANK-CKG 9495	PMCHK00000113	\$1,138.00
49078	VETERANSTOWINGA	VETERAN'S TOWING AND RECOVERY	7/31/2023	COBANK-CKG 9495	PMCHK00000113	\$99.90

Total Checks: 89

Total Amount of Checks: \$444,639.09

# Voided Check Register

July 2023



Ranges: From: To: From: To:  
 Check Number First Last Check Date 7/1/2023 7/31/2023  
 Vendor ID First Last Checkbook ID First Last  
 Vendor Name First Last


Sorted By: Check Number

\* Voided Checks

Check Number	Vendor ID	Vendor Check Name	Check Date	Checkbook ID	Audit Trail Code	Amount
* 48996	ASPENAUTOCLINIC	ASPEN AUTO CLINIC MONUMENT	7/18/2023	COBANK-CKG 9495	PMCHK00000108	\$1,201.41
* 49079	AIRGAS	AIRGAS USA, LLC	7/31/2023	COBANK-CKG 9495	PMCHK00000115	\$116.48
Total Checks: 2						Total Amount of Checks: \$0.00

# ACH Register

July 2023



Town of Palmer Lake  
ACH REGISTER REPORT  
Payables Management

	From:	To:
ACH Date	7/1/2023	7/31/2023
Checkbook ID	COBANK-CKG 9495	COBANK-CKG 9495

Sorted By: Date

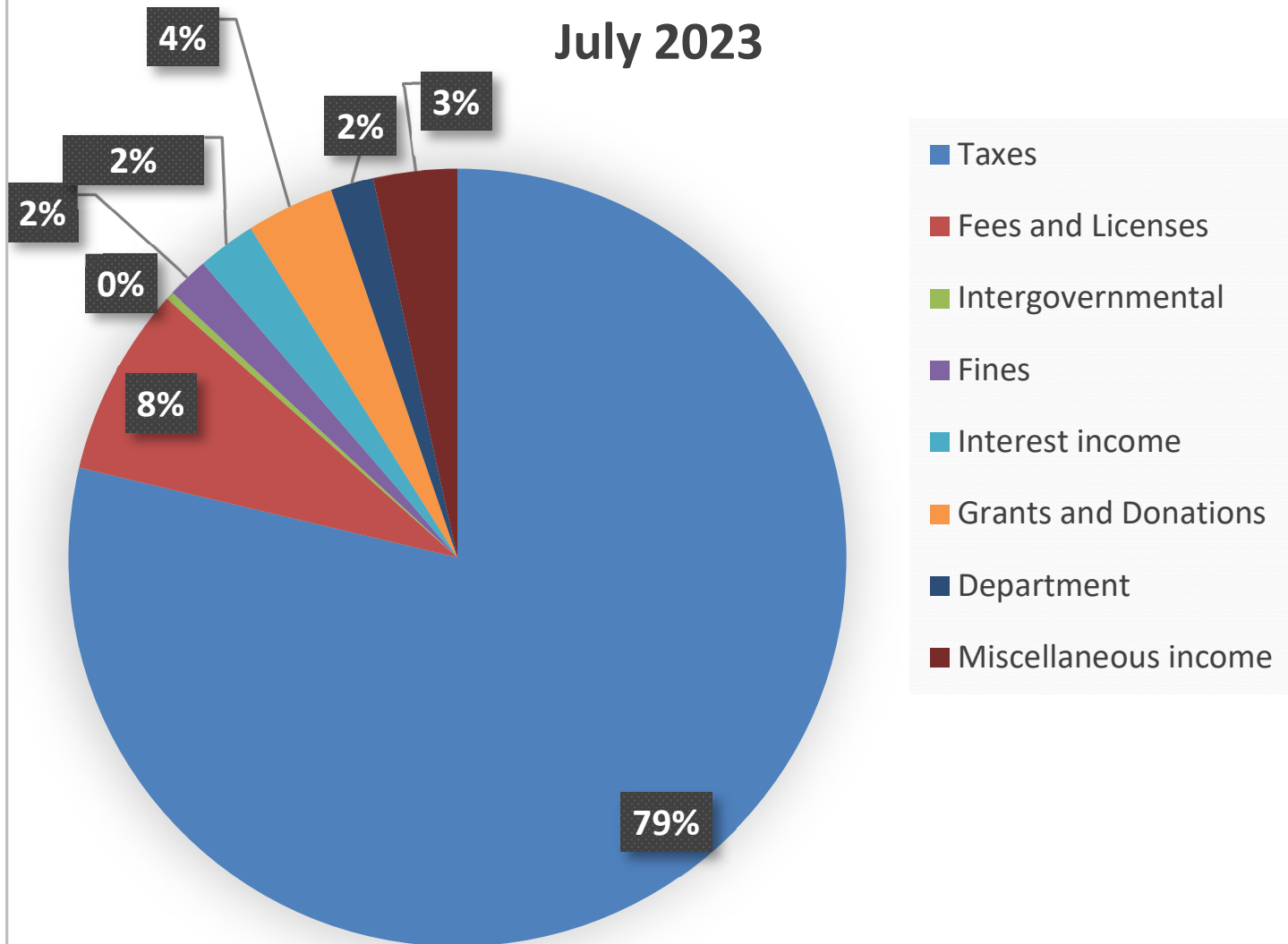
Trx Date	Orig. Audit Trail	Distribution Reference	Orig. Master Number	Orig. Master Name	Amount
7/6/2023	CMTRX00000064	Bank Transaction Entry	WDL000000736	WEX	\$2,700.95
7/7/2023	CMTRX00000063	Bank Transaction Entry	WDL000000726	Humana	\$1,081.50
7/10/2023	CMTRX00000063	Bank Transaction Entry	WDL000000727	Black Hills	\$85.06
7/11/2023	CMTRX00000063	Bank Transaction Entry	WDL000000728	Pinnacol	\$8,272.00
7/11/2023	CMTRX00000063	Bank Transaction Entry	WDL000000729	ABG	\$2,015.36
7/12/2023	CMTRX00000063	Bank Transaction Entry	WDL000000730	Black Hills	\$523.09
7/12/2023	CMTRX00000063	Bank Transaction Entry	WDL000000731	FPPA	\$6,081.42
7/13/2023	CMTRX00000061	Bank Transaction Entry	WDL000000708	Paycom	\$65,002.21
7/18/2023	CMTRX00000063	Bank Transaction Entry	WDL000000732	Health Equity	\$5.00
7/19/2023	CMTRX00000063	Bank Transaction Entry	WDL000000733	ABG	\$1,945.16
7/21/2023	CMTRX00000063	Bank Transaction Entry	WDL000000734	Card Member Service	\$19,631.33
7/24/2023	CMTRX00000063	Bank Transaction Entry	WDL000000735	FPPA	\$6,273.36
7/26/2023	CMTRX00000064	Bank Transaction Entry	WDL000000737	Anthem	\$6,407.71
7/27/2023	CMTRX00000061	Bank Transaction Entry	WDL000000709	Paycom	\$55,849.42
Total ACHs:	14			Total Amount of ACHs:	\$175,873.57

# CHARTS

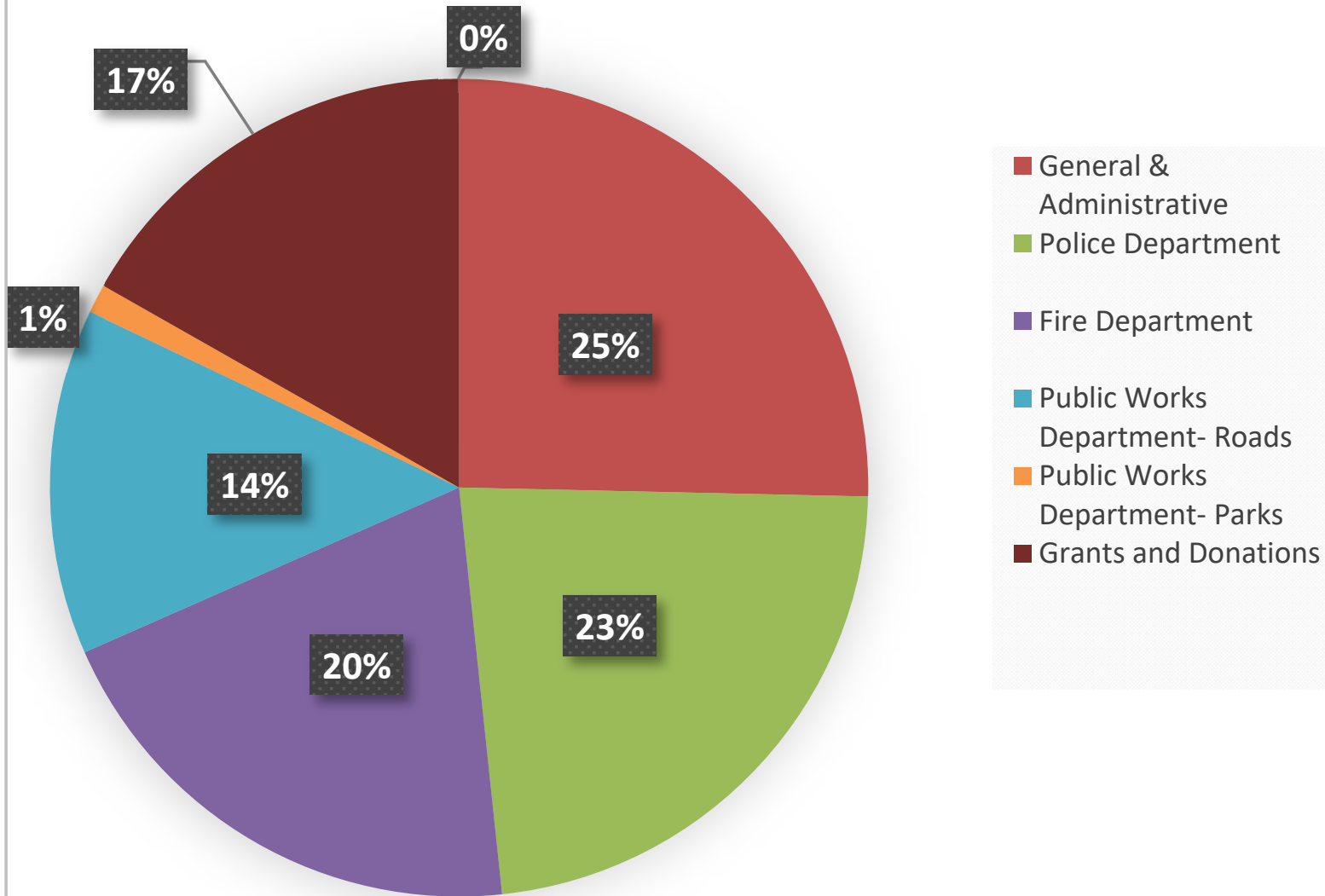
## July 2023



# General Fund Revenue Breakdown July 2023



# General Fund Expenditure Breakdown July 2023



# Water Enterprise Fund Expenditure Breakdown July 2023

