



**TOWN OF PALMER LAKE**  
**Financial Statements**  
**November 2025**  
**Unaudited**



## **Schedule of Cash Position November 2025**

**TOWN OF PALMER LAKE**  
**Schedule of Cash Position**  
**November 2025**

| FINANCIAL INSTITUTION   | ACCOUNT NAME                | CHECKING / SAVINGS | BANK RATE | BALANCE             |
|---|-----------------------------|--------------------|-----------|---------------------|
| <b>GENERAL FUND</b>   |                             |                    |           |                     |
| <b>GENERAL FUND OPERATING:</b>  |                             |                    |           |                     |
| Community Banks of CO   | General Fund Operating      | Checking           | n/a       | \$ 3,129,366        |
| <b>GENERAL FUND RESERVES:</b>   |                             |                    |           |                     |
| Colorado Trust (ColoTrust)<br><i>* Operating Reserve - 3 months (\$775,497)</i>         | General Fund Reserve        | Savings            | 4.09%     | \$ 1,645,867        |
| Colorado Trust (ColoTrust)  | Police Reserve              | Savings            | 4.09%     | \$ 7                |
| Colorado Trust (ColoTrust)  | Fire Reserve                | Savings            | 4.09%     | \$ 69,949           |
| Colorado Trust (ColoTrust)  | Roads Reserve               | Savings            | 4.09%     | \$ 11,649           |
| <b>General Fund Reserves Subtotal</b>   |                             |                    |           | <b>\$ 1,727,472</b> |
| <b>General Fund Accounts Total</b>  |                             |                    |           | <b>\$ 4,856,838</b> |
| <b>WATER FUND</b>   |                             |                    |           |                     |
| <b>WATER FUND OPERATING:</b>  |                             |                    |           |                     |
| Community Banks of CO   | Water Fund Operating        | Checking           | n/a       | \$ 1,325,198        |
| <b>WATER FUND RESERVES:</b>   |                             |                    |           |                     |
| Colorado Trust (ColoTrust)  | Water Reserve (WOF)         | Savings            | 4.09%     | \$ 209,650          |
| Colorado Trust (ColoTrust)  | Water Capital Reserve (WCF) | Savings            | 4.09%     | \$ 232,983          |
| <b>RESTRICTED FUNDS (WATER FUND):</b>   |                             |                    |           |                     |
| Colorado Trust (ColoTrust)<br><i>* Restricted - Loan Reserve - 3 months (\$216,571)</i> | Water Loan Reserve (WCF)    | Savings            | 4.09%     | \$ 232,261          |
| <b>Water Fund Accounts Total</b>  |                             |                    |           | <b>\$ 2,000,092</b> |
| <b>CONSERVATION TRUST FUND</b>  |                             |                    |           |                     |
| <b>CONSERVATION TRUST FUND:</b>   |                             |                    |           |                     |
| Colorado Trust (ColoTrust)  | CTF Reserve                 | Savings            | 4.09%     | \$ 31,852           |
| <b>Conservation Trust Fund Account Total</b>  |                             |                    |           | <b>\$ 31,852</b>    |



**Financial Reports  
November 2025**

# TOWN OF PALMER LAKE

## SCHEDULE OF REVENUE, EXPENDITURES AND CHANGES IN FUND BALANCE - BUDGET AND ACTUAL GENERAL FUND

For the Ten Months Ended November 30, 2025

UNAUDITED

|  | 2025<br>Original<br>Budget | Actual                     | Variance<br>Favorable<br>(Unfavorable) | Percent<br>of Budget<br>(YTD 92%) |
|--|----------------------------|----------------------------|--|-----------------------------------|
| <b>REVENUE</b>   |                            |                            |  |                                   |
| Taxes  | \$ 3,579,885               | \$ 3,343,189               | \$ (236,696)                           | 93%                               |
| Fees and Licenses                                      | 288,725                    | 198,324                    | (90,401)                               | 69%                               |
| Fines  | 60,000                     | 55,340                     | (4,660)                                | 92%                               |
| Interest   | 85,567                     | 79,207                     | (6,360)                                | 93%                               |
| Departmental   | 70,500                     | 82,866                     | 12,366                                 | 118%                              |
| Grants and Donations                                   | 1,512,517                  | 214,989                    | (1,297,528)                            | 14%                               |
| Miscellaneous  | 87,600                     | 828,491                    | 740,891                                | 946%                              |
| Total Revenue  | <u>\$ 5,684,794</u>        | <u>\$ 4,802,406</u>        | <u>\$ (882,388)</u>                    | <u>84%</u>                        |
| <b>EXPENDITURES</b>                                    |                            |                            |  |                                   |
| Administration   |                            |                            |  |                                   |
| Salaries and Benefits                                  | \$ 307,253                 | \$ 290,011                 | \$ 17,242                              | 94%                               |
| Professional Services                                  | 372,700                    | 643,398                    | (270,698)                              | 173%                              |
| Administrative/Operations                              | 260,700                    | 250,409                    | 10,291                                 | 96%                               |
| Capital Outlays  | 26,200                     | 23,154                     | 3,046                                  | 88%                               |
| Total Administration                                   | <u>\$ 966,853</u>          | <u>\$ 1,206,972</u>        | <u>\$ (240,119)</u>                    | <u>125%</u>                       |
| Police Department                                      |                            |                            |  |                                   |
| Salaries and Benefits                                  | \$ 1,124,609               | \$ 943,115                 | \$ 181,494                             | 84%                               |
| Professional Services                                  | 114,400                    | 78,716                     | 35,684                                 | 69%                               |
| Administrative/Operations                              | 184,009                    | 173,533                    | 10,476                                 | 94%                               |
| Capital Outlays  | 12,000                     | 63,411                     | (51,411)                               | 528%                              |
| Total Police Department                                | <u>\$ 1,435,018</u>        | <u>\$ 1,258,775</u>        | <u>\$ 176,243</u>                      | <u>88%</u>                        |
| Fire Department  |                            |                            |  |                                   |
| Salaries and Benefits                                  | \$ 999,520                 | \$ 870,755                 | \$ 128,765                             | 87%                               |
| Professional Services                                  | 17,700                     | 14,960                     | 2,740                                  | 85%                               |
| Administrative/Operations                              | 137,525                    | 116,341                    | 21,184                                 | 85%                               |
| Capital Outlays  | 15,000                     | 77,089                     | (62,089)                               | 514%                              |
| Total Fire Department                                  | <u>\$ 1,169,745</u>        | <u>\$ 1,079,145</u>        | <u>\$ 90,600</u>                       | <u>92%</u>                        |
| Public Works Department - Roads                        |                            |                            |  |                                   |
| Salaries and Benefits                                  | \$ 293,379                 | \$ 241,626                 | \$ 51,753                              | 82%                               |
| Professional Services                                  | 31,300                     | 21,465                     | 9,835                                  | 69%                               |
| Administrative/Operations                              | 187,800                    | 133,611                    | 54,189                                 | 71%                               |
| Capital Outlays  | 1,825,996                  | 122,236                    | 1,703,760                              | 7%                                |
| Total Roads Department                                 | <u>\$ 2,338,475</u>        | <u>\$ 518,938</u>          | <u>\$ 1,819,537</u>                    | <u>22%</u>                        |
| Public Works Department - Parks                        |                            |                            |  |                                   |
| Administrative/Operations                              | \$ 47,600                  | \$ 47,491                  | \$ 109                                 | 100%                              |
| Capital Outlays  | 20,000                     | 9,374                      | 10,626                                 | 47%                               |
| Total Parks Department                                 | <u>\$ 67,600</u>           | <u>\$ 56,865</u>           | <u>\$ 10,735</u>                       | <u>84%</u>                        |
| Total Expenditures                                     | <u>\$ 5,977,691</u>        | <u>\$ 4,120,695</u>        | <u>\$ 1,856,996</u>                    | <u>69%</u>                        |
| <b>EXCESS OF REVENUE OVER (UNDER)<br/>EXPENDITURES</b> | <u>\$ (292,897)</u>        | <u>\$ 681,711</u>          | <u>\$ 974,608</u>                      |                                   |
| <b>FUND BALANCE - BEGINNING OF YEAR</b>                |                            | <u>\$ 4,721,781</u>        |  |                                   |
| <b>FUND BALANCE - END OF YEAR</b>                      |                            | <u><u>\$ 5,403,492</u></u> |  |                                   |

Recommended Operating Reserve - 3 months

775,497

# TOWN OF PALMER LAKE

## SCHEDULE OF REVENUE, EXPENDITURES AND CHANGES IN FUNDS AVAILABLE - BUDGET AND ACTUAL WATER ENTERPRISE FUND

For the Ten Months Ended November 30, 2025  
UNAUDITED

|  | 2025<br>Original<br>Budget | Actual              | Variance<br>Favorable<br>(Unfavorable) | Percent<br>of Budget<br>(YTD 92%) |
|--|----------------------------|---------------------|--|-----------------------------------|
| <b>REVENUE</b>   |                            |                     |  |                                   |
| Water Billing  | \$ 1,438,257               | \$ 1,265,551        | \$ (172,706)                           | 88%                               |
| Water Improvement Fee                                  | 79,626                     | 72,909              | (6,717)                                | 92%                               |
| Water Loan   | 217,596                    | 199,553             | (18,043)                               | 92%                               |
| Water Tap Fees   | 75,090                     | 25,030              | (50,060)                               | 33%                               |
| Water Meter/Parts                                      | 2,550                      | 850                 | (1,700)                                | 33%                               |
| Late Fees/Service Fees                                 | 15,000                     | 17,828              | 2,828                                  | 119%                              |
| Interest   | 30,000                     | 26,367              | (3,633)                                | 88%                               |
| Grants   | -                          | 7,500               | 7,500                                  | 0%                                |
| Miscellaneous  | -                          | 3,306               | 3,306                                  | 0%                                |
| Total Revenue  | \$ 1,858,119               | \$ 1,618,894        | \$ (239,225)                           | 87%                               |
| <b>EXPENDITURES</b>                                    |                            |                     |  |                                   |
| Salaries and Benefits                                  | \$ 551,139                 | \$ 442,408          | \$ 108,731                             | 80%                               |
| Professional Services                                  | 133,500                    | 79,815              | 53,685                                 | 60%                               |
| Administrative/Operations                              | 443,300                    | 382,133             | 61,167                                 | 86%                               |
| Capital Outlays  | 454,800                    | 425,067             | 29,733                                 | 93%                               |
| Debt Service   | 211,887                    | 211,887             | -                                      | 100%                              |
| Total Expenditures                                     | \$ 1,794,626               | \$ 1,541,310        | \$ 253,316                             | 86%                               |
| <b>EXCESS OF REVENUE OVER (UNDER)<br/>EXPENDITURES</b> | \$ 63,493                  | \$ 77,584           | \$ 14,091                              |                                   |
| <b>FUND BALANCE - BEGINNING OF YEAR</b>                |                            | \$ 1,553,576        |  |                                   |
| <b>FUND BALANCE - END OF YEAR</b>                      |                            | \$ 1,631,160        |  |                                   |
| Less: Restricted Operating Reserve - 3 months          |                            | (216,571)           | <i>Note 1</i>                          |                                   |
| <b>FUND BALANCE - END OF YEAR - Unrestricted</b>       |                            | <b>\$ 1,414,589</b> |  |                                   |

*Note 1: CWR&PDA Loan Requirement*

# TOWN OF PALMER LAKE

## STATEMENT OF REVENUE, EXPENDITURES AND CHANGES IN FUND BALANCE - BUDGET AND ACTUAL CONSERVATION TRUST FUND For the Ten Months Ended November 30, 2025 UNAUDITED

|  | <u>2025<br/>Original<br/>Budget</u> | <u>Actual</u>           | <u>Variance<br/>Favorable<br/>(Unfavorable)</u> | <u>Percent<br/>of Budget<br/>(YTD 92%)</u> |
|--|-------------------------------------|-------------------------|---|--|
| <b>REVENUE</b>                                 |                                     |                         |   |  |
| State Shared Revenue                           | \$ 36,000                           | \$ 22,619               | \$ (13,381)                                     | 63%  |
| Interest                                       | 1,425                               | 1,244                   | (181)   | 87%  |
| <b>Total Revenue</b>                           | <u>\$ 37,425</u>                    | <u>\$ 23,863</u>        | <u>\$ (13,562)</u>                              | <u>64%</u>                                 |
| <b>EXPENDITURES</b>                            |                                     |                         |   |  |
| Salaries and Benefits                          | \$ 13,296                           | \$ 10,528               | \$ 2,768  | 79%  |
| Administrative/Operations                      | 4,000                               | 16,500                  | (12,500)  | 413%                                       |
| Capital Outlays                                | 10,000                              | -                       | 10,000  | 0%   |
| <b>Total Expenditures</b>                      | <u>\$ 27,296</u>                    | <u>\$ 27,028</u>        | <u>\$ 268</u>                                   | <u>99%</u>                                 |
| <b>NET CHANGE IN FUND BALANCE</b>              | <u>\$ 10,129</u>                    | <u>\$ (3,165)</u>       | <u>\$ (13,294)</u>                              |  |
| <b>FUND BALANCE - BEGINNING OF YEAR</b>        |                                     | <u>\$ 79,157</u>        |   |  |
| <b>FUND BALANCE - END OF YEAR - Restricted</b> |                                     | <u><u>\$ 75,992</u></u> |   |  |



**Accounts Payable Reports  
November 2025**

Town of Palmer Lake  
 VENDOR CHECK REGISTER REPORT  
 Payables Management

Ranges: From: To: From: To:  
 Check Number First Last Check Date 11/1/2025 11/30/2025  
 Vendor ID First Last Checkbook ID First Last  
 Vendor Name First Last

Sorted By: Check Number

\* Voided Checks

| Check Number | Vendor ID       | Vendor Check Name              | Check Date | Checkbook ID    | Audit Trail Code | Amount      |
|--------------|-----------------|--------------------------------|------------|-----------------|------------------|-------------|
| 51163        | AIRGAS          | AIRGAS USA, LLC                | 11/6/2025  | COBANK-CKG 9495 | PMCHK00000252    | \$108.82    |
| 51164        | AMCOBIIT        | AMCOBI                         | 11/6/2025  | COBANK-CKG 9495 | PMCHK00000252    | \$3,874.00  |
| * 51165      | BENESCH         | BENESCH                        | 11/6/2025  | COBANK-CKG 9495 | PMCHK00000252    | \$816.64    |
| 51166        | CHAVEZCONSULTIN | CHAVEZ CONSULTING INC., LLC    | 11/6/2025  | COBANK-CKG 9495 | PMCHK00000252    | \$2,100.00  |
| 51167        | COLORADODIVISIO | COLORADO DIVISION OF FIRE PREV | 11/6/2025  | COBANK-CKG 9495 | PMCHK00000252    | \$110.00    |
| 51168        | COLORADORURALWA | Colorado Rural Water Associati | 11/6/2025  | COBANK-CKG 9495 | PMCHK00000252    | \$320.00    |
| 51169        | CKT             | COMMON KNOWLEDGE TECHNOLOGY    | 11/6/2025  | COBANK-CKG 9495 | PMCHK00000252    | \$2,837.30  |
| 51170        | HYDROCORP       | HYDROCORP INC                  | 11/6/2025  | COBANK-CKG 9495 | PMCHK00000252    | \$459.45    |
| 51171        | KATHYNEAL       | KATHY NEAL                     | 11/6/2025  | COBANK-CKG 9495 | PMCHK00000252    | \$15.51     |
| 51172        | MES             | MES SERVICE COMPANY, LLC       | 11/6/2025  | COBANK-CKG 9495 | PMCHK00000252    | \$670.36    |
| 51173        | MEYER&SAMS,INC  | MEYER & SAMS, INC. DBA GMS INC | 11/6/2025  | COBANK-CKG 9495 | PMCHK00000252    | \$8,814.10  |
| 51174        | OREILLY         | O'Reilly Automotive, Inc.      | 11/6/2025  | COBANK-CKG 9495 | PMCHK00000252    | \$26.07     |
| 51175        | OLSSON          | OLSSON                         | 11/6/2025  | COBANK-CKG 9495 | PMCHK00000252    | \$1,806.49  |
| 51176        | POLARIZEDELECTR | POLARIZED ELECTRIC INC         | 11/6/2025  | COBANK-CKG 9495 | PMCHK00000252    | \$1,109.28  |
| 51177        | REPUBLICSERVICE | REPUBLIC SERVICES #653         | 11/6/2025  | COBANK-CKG 9495 | PMCHK00000252    | \$869.68    |
| 51178        | ROCKYMOUNTAINCO | Rocky Mountain Comm Systems, I | 11/6/2025  | COBANK-CKG 9495 | PMCHK00000252    | \$2,035.00  |
| 51179        | SLWS            | SALT LAKE WHOLESALE SPORTS     | 11/6/2025  | COBANK-CKG 9495 | PMCHK00000252    | \$612.00    |
| 51180        | T2SYSTEMS       | T2 SYSTEMS CANADA INC.         | 11/6/2025  | COBANK-CKG 9495 | PMCHK00000252    | \$105.00    |
| 51181        | GAZETTE         | THE GAZETTE                    | 11/6/2025  | COBANK-CKG 9495 | PMCHK00000252    | \$319.82    |
| 51182        | UNIONPACIFICRAI | UNION PACIFIC RAILROAD COMPANY | 11/6/2025  | COBANK-CKG 9495 | PMCHK00000252    | \$2,623.13  |
| 51183        | UNCC            | UTILITY NOTIFICATION CENTER OF | 11/6/2025  | COBANK-CKG 9495 | PMCHK00000252    | \$33.10     |
| 51184        | ACCREDITEDSECU  | ACCREDITED SECURITY            | 11/13/2025 | COBANK-CKG 9495 | PMCHK00000253    | \$2,112.00  |
| 51185        | ALERT360        | ALERT 360                      | 11/13/2025 | COBANK-CKG 9495 | PMCHK00000253    | \$32.03     |
| 51186        | AT&TMOBILITY    | AT & T MOBILITY                | 11/13/2025 | COBANK-CKG 9495 | PMCHK00000253    | \$1,730.28  |
| 51187        | CENTURYLINK     | CENTURYLINK                    | 11/13/2025 | COBANK-CKG 9495 | PMCHK00000253    | \$1,393.12  |
| 51188        | CML             | CML                            | 11/13/2025 | COBANK-CKG 9495 | PMCHK00000253    | \$1,780.00  |
| 51189        | COLORADOANALYTI | COLORADO ANALYTICAL LAB        | 11/13/2025 | COBANK-CKG 9495 | PMCHK00000253    | \$853.00    |
| 51190        | COLORADODIVISIO | COLORADO DIVISION OF FIRE PREV | 11/13/2025 | COBANK-CKG 9495 | PMCHK00000253    | \$35.00     |
| 51191        | GALLS           | GALLS, LLC                     | 11/13/2025 | COBANK-CKG 9495 | PMCHK00000253    | \$996.97    |
| 51192        | MYFLEETCENTER   | MYFLEETCENTER                  | 11/13/2025 | COBANK-CKG 9495 | PMCHK00000253    | \$67.12     |
| 51193        | ORKIN           | Orkin                          | 11/13/2025 | COBANK-CKG 9495 | PMCHK00000253    | \$625.25    |
| 51194        | PALMERLAKESANIT | PALMER LAKE SANITATION         | 11/13/2025 | COBANK-CKG 9495 | PMCHK00000253    | \$1,155.36  |
| 51195        | SPRINGSFASTNERC | SPRINGS FASTENER CO.           | 11/13/2025 | COBANK-CKG 9495 | PMCHK00000253    | \$42.17     |
| 51196        | SPRINGSMOUNTAIN | Springs Mountain Water         | 11/13/2025 | COBANK-CKG 9495 | PMCHK00000253    | \$75.15     |
| 51197        | TRITECH         | TRI-TECH FORENSICS INC.        | 11/13/2025 | COBANK-CKG 9495 | PMCHK00000253    | \$147.50    |
| 51198        | UNIVERSITYOFDEN | UNIVERSITY OF DENVER           | 11/13/2025 | COBANK-CKG 9495 | PMCHK00000253    | \$2,800.00  |
| 51199        | USBLUEBOOK      | USBLUEBOOK                     | 11/13/2025 | COBANK-CKG 9495 | PMCHK00000253    | \$163.38    |
| 51200        | ACCELERATEDWEAL | ACCELERATED WEALTH ADVISORS    | 11/20/2025 | COBANK-CKG 9495 | PMCHK00000254    | \$75.00     |
| 51201        | AIRGAS          | AIRGAS USA, LLC                | 11/20/2025 | COBANK-CKG 9495 | PMCHK00000254    | \$52.56     |
| 51202        | ARCHITIVITY     | ARCHITIVITY LIMITED            | 11/20/2025 | COBANK-CKG 9495 | PMCHK00000254    | \$6,000.00  |
| 51203        | BLAKEJORDE      | BLAKE JORDE                    | 11/20/2025 | COBANK-CKG 9495 | PMCHK00000254    | \$75.00     |
| 51204        | CINTAS          | CINTAS                         | 11/20/2025 | COBANK-CKG 9495 | PMCHK00000254    | \$53.08     |
| 51205        | GEORGESWEET     | GEORGE SWEET                   | 11/20/2025 | COBANK-CKG 9495 | PMCHK00000254    | \$75.00     |
| 51206        | HACHCOMPANY     | HACH COMPANY                   | 11/20/2025 | COBANK-CKG 9495 | PMCHK00000254    | \$13,250.30 |
| 51207        | JAN-PROFRANCHIS | JAN-PRO FRANCHISE DEVELOPMENT  | 11/20/2025 | COBANK-CKG 9495 | PMCHK00000254    | \$281.15    |
| 51208        | JANIESTEPHENS   | JANIE STEPHENS                 | 11/20/2025 | COBANK-CKG 9495 | PMCHK00000254    | \$75.00     |
| 51209        | CICCOLELLAJOHNS | JOHN CICCOLELLA                | 11/20/2025 | COBANK-CKG 9495 | PMCHK00000254    | \$320.00    |
| 51210        | JRENGINEERING   | JR ENGINEERING, LLC            | 11/20/2025 | COBANK-CKG 9495 | PMCHK00000254    | \$3,977.50  |
| 51211        | KROBLAWOFFICES  | KROB LAW OFFICE, LLC           | 11/20/2025 | COBANK-CKG 9495 | PMCHK00000254    | \$11,130.00 |
| 51212        | LYONSGADDIS     | LYONS GADDIS                   | 11/20/2025 | COBANK-CKG 9495 | PMCHK00000254    | \$511.50    |
| 51213        | MARYRECTALUGO   | MARY LUGO CORTES               | 11/20/2025 | COBANK-CKG 9495 | PMCHK00000254    | \$75.00     |
| 51214        | OREILLY         | O'Reilly Automotive, Inc.      | 11/20/2025 | COBANK-CKG 9495 | PMCHK00000254    | \$1.75      |
| 51215        | DPCINDUSTRIES   | PVS DX, INC.                   | 11/20/2025 | COBANK-CKG 9495 | PMCHK00000254    | \$70.00     |
| 51216        | ANTHONYKING     | SOLMETEX                       | 11/20/2025 | COBANK-CKG 9495 | PMCHK00000254    | \$75.00     |
| 51217        | SUSANFINK       | SUSAN FINK                     | 11/20/2025 | COBANK-CKG 9495 | PMCHK00000254    | \$75.00     |
| 51218        | PERLALOPEZ      | THEODORE LOPEZ                 | 11/20/2025 | COBANK-CKG 9495 | PMCHK00000254    | \$75.00     |

\* Voided Checks

| Check Number     | Vendor ID       | Vendor Check Name              | Check Date | Checkbook ID    | Audit Trail Code | Amount                               |
|------------------|-----------------|--------------------------------|------------|-----------------|------------------|--------------------------------------|
| 51219            | TRILAKESPRINTIN | TRI-LAKES PRINTING             | 11/20/2025 | COBANK-CKG 9495 | PMCHK00000254    | \$7.20                               |
| 51220            | UCH-MHS         | UCHealth                       | 11/20/2025 | COBANK-CKG 9495 | PMCHK00000254    | \$10,081.71                          |
| 51221            | KARENMURPHY     | Vanguard Tri-Lakes Church      | 11/20/2025 | COBANK-CKG 9495 | PMCHK00000254    | \$75.00                              |
| 51222            | WEARPARTS&EQUIP | Wear Parts & Equipment         | 11/20/2025 | COBANK-CKG 9495 | PMCHK00000254    | \$1,366.25                           |
| 51223            | BENJAMINSHANKS  | BENJAMIN SHANKS                | 11/26/2025 | COBANK-CKG 9495 | PMCHK00000255    | \$115.00                             |
| 51224            | BIGOTIRES       | LEEDS WEST GROUPS DBA BIG O TI | 11/26/2025 | COBANK-CKG 9495 | PMCHK00000255    | \$280.89                             |
| 51225            | COLORADOANALYTI | COLORADO ANALYTICAL LAB        | 11/26/2025 | COBANK-CKG 9495 | PMCHK00000255    | \$100.00                             |
| 51226            | MONARCHMERCHANT | MONARCH MERCHANDISING          | 11/26/2025 | COBANK-CKG 9495 | PMCHK00000255    | \$167.20                             |
| 51227            | MONUMENTAUTOCLI | MONUMENT AUTO CLINIC           | 11/26/2025 | COBANK-CKG 9495 | PMCHK00000255    | \$1,154.26                           |
| 51228            | MYFLEETCENTER   | MYFLEETCENTER                  | 11/26/2025 | COBANK-CKG 9495 | PMCHK00000255    | \$659.67                             |
| 51229            | TLECC           | TIMBER LINE ELECTRIC & CONTROL | 11/26/2025 | COBANK-CKG 9495 | PMCHK00000255    | \$464.50                             |
| 51230            | TRILAKESCOLLISI | TRI-LAKES COLLISION            | 11/26/2025 | COBANK-CKG 9495 | PMCHK00000255    | \$6,891.74                           |
| 51231            | TRILAKESGARAGED | TRI-LAKES GARAGE DOORS, LLC    | 11/26/2025 | COBANK-CKG 9495 | PMCHK00000255    | \$255.00                             |
| 51232            | VERMEER         | VERMEER                        | 11/26/2025 | COBANK-CKG 9495 | PMCHK00000255    | \$59,264.09                          |
| Total Checks: 70 |                 |                                |            |                 |                  | Total Amount of Checks: \$159,987.79 |

Town of Palmer Lake  
 ACH REGISTER REPORT  
 Payables Management

|              |                 |                 |
|--------------|-----------------|-----------------|
| ACH Date     | From:           | To:             |
| Checkbook ID | 11/1/2025       | 11/30/2025      |
|              | COBANK-CKG 9495 | COBANK-CKG 9495 |

Sorted By: Date

| Trx Date           | Orig. Audit Trail | Distribution Reference | Orig. Master Number | Orig. Master Name            | Amount               |
|--------------------|-------------------|------------------------|---------------------|------------------------------|----------------------|
| 11/3/2025          | CMTRX00000231     | Bank Transaction Entry | WDL000002486        | Parking Kiosk Fees           | 253.93               |
| 11/3/2025          | CMTRX00000231     | Bank Transaction Entry | WDL000002485        | Card Connect                 | 88.04                |
| 11/5/2025          | CMTRX00000231     | Bank Transaction Entry | WDL000002488        | WEX Fuel                     | 3,556.32             |
| 11/5/2025          | CMTRX00000231     | Bank Transaction Entry | WDL000002482        | FPPA                         | 2,519.00             |
| 11/5/2025          | CMTRX00000231     | Bank Transaction Entry | WDL000002480        | FPPA                         | 13,509.49            |
| 11/5/2025          | CMTRX00000231     | Bank Transaction Entry | WDL000002478        | PCS                          | 2,618.96             |
| 11/6/2025          | CMTRX00000231     | Bank Transaction Entry | WDL000002477        | CORE Electric                | 9,903.45             |
| 11/7/2025          | CMTRX00000231     | Bank Transaction Entry | WDL000002484        | Humana                       | 2,001.65             |
| 11/10/2025         | CMTRX00000231     | Bank Transaction Entry | WDL000002483        | HealthEquity                 | 5.00                 |
| 11/10/2025         | CMTRX00000231     | Bank Transaction Entry | WDL000002467        | Black Hills Energy           | 138.40               |
| 11/12/2025         | CMTRX00000231     | Bank Transaction Entry | WDL000002487        | Pinnacol Assurance           | 783.81               |
| 11/12/2025         | CMTRX00000231     | Bank Transaction Entry | WDL000002475        | Black Hills Energy           | 33.65                |
| 11/12/2025         | CMTRX00000231     | Bank Transaction Entry | WDL000002474        | Black Hills Energy           | 34.95                |
| 11/12/2025         | CMTRX00000231     | Bank Transaction Entry | WDL000002473        | Black Hills Energy           | 39.53                |
| 11/12/2025         | CMTRX00000231     | Bank Transaction Entry | WDL000002472        | Black Hills Energy           | 42.13                |
| 11/12/2025         | CMTRX00000231     | Bank Transaction Entry | WDL000002471        | Black Hills Energy           | 25.81                |
| 11/12/2025         | CMTRX00000231     | Bank Transaction Entry | WDL000002470        | Black Hills Energy           | 86.56                |
| 11/12/2025         | CMTRX00000231     | Bank Transaction Entry | WDL000002469        | Black Hills Energy           | 45.41                |
| 11/12/2025         | CMTRX00000231     | Bank Transaction Entry | WDL000002468        | Black Hills Energy           | 61.08                |
| 11/13/2025         | CMTRX00000231     | Bank Transaction Entry | WDL000002489        | Paycom                       | 88,944.72            |
| 11/17/2025         | CMTRX00000231     | Bank Transaction Entry | WDL000002476        | Visa Cardmember Services     | 8,516.36             |
| 11/20/2025         | CMTRX00000231     | Bank Transaction Entry | WDL000002481        | FPPA                         | 14,249.51            |
| 11/20/2025         | CMTRX00000231     | Bank Transaction Entry | WDL000002479        | PCS                          | 3,110.87             |
| 11/21/2025         | CMTRX00000231     | Bank Transaction Entry | WDL000002465        | Amcobi                       | 133.80               |
| 11/21/2025         | CMTRX00000231     | Bank Transaction Entry | WDL000002464        | Amcobi                       | 221.80               |
| 11/21/2025         | CMTRX00000231     | Bank Transaction Entry | WDL000002463        | Amcobi                       | 95.41                |
| 11/21/2025         | CMTRX00000231     | Bank Transaction Entry | WDL000002462        | Amcobi                       | 123.60               |
| 11/21/2025         | CMTRX00000231     | Bank Transaction Entry | WDL000002461        | Amcobi                       | 101.83               |
| 11/21/2025         | CMTRX00000231     | Bank Transaction Entry | WDL000002460        | Amcobi                       | 148.92               |
| 11/21/2025         | CMTRX00000231     | Bank Transaction Entry | WDL000002459        | Amcobi                       | 95.41                |
| 11/21/2025         | CMTRX00000231     | Bank Transaction Entry | WDL000002458        | Amcobi                       | 89.25                |
| 11/21/2025         | CMTRX00000231     | Bank Transaction Entry | WDL000002457        | Amcobi                       | 1,370.70             |
| 11/21/2025         | CMTRX00000231     | Bank Transaction Entry | WDL000002456        | Amcobi                       | 1,063.36             |
| 11/21/2025         | CMTRX00000231     | Bank Transaction Entry | WDL000002455        | Amcobi                       | 136.32               |
| 11/21/2025         | CMTRX00000231     | Bank Transaction Entry | WDL000002454        | Amcobi                       | 101.83               |
| 11/26/2025         | CMTRX00000231     | Bank Transaction Entry | WDL000002490        | Paycom                       | 90,445.06            |
| 11/26/2025         | CMTRX00000231     | Bank Transaction Entry | WDL000002466        | Anthem                       | 14,801.17            |
| <b>Total ACHs:</b> | <b>37</b>         |                        |                     | <b>Total Amount of ACHs:</b> | <b>\$ 259,497.09</b> |

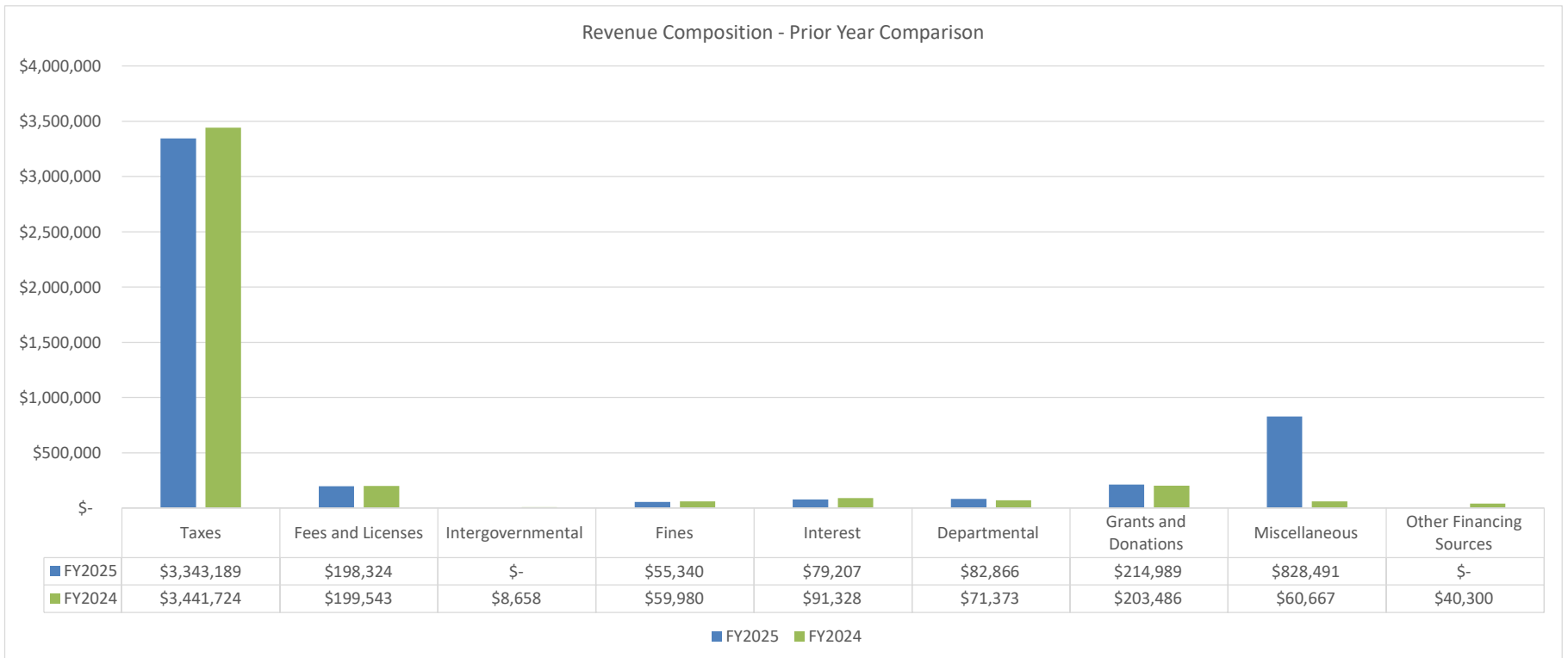
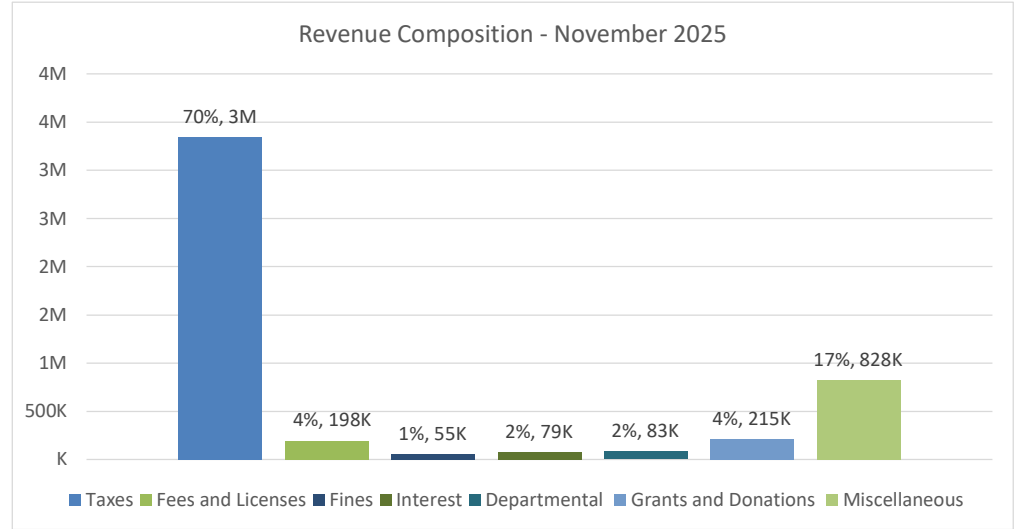
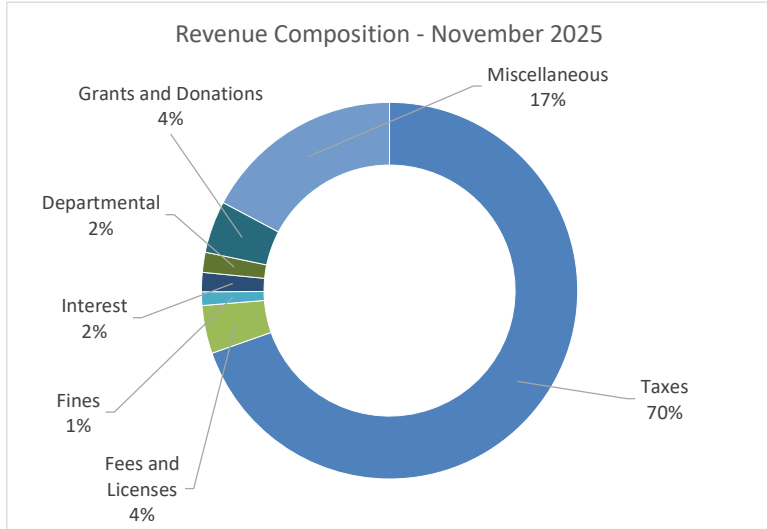


**Charts**  
**November 2025**

# TOWN OF PALMER LAKE

## REVENUE CHARTS GENERAL FUND

For the Ten Months Ended November 30, 2025  
UNAUDITED



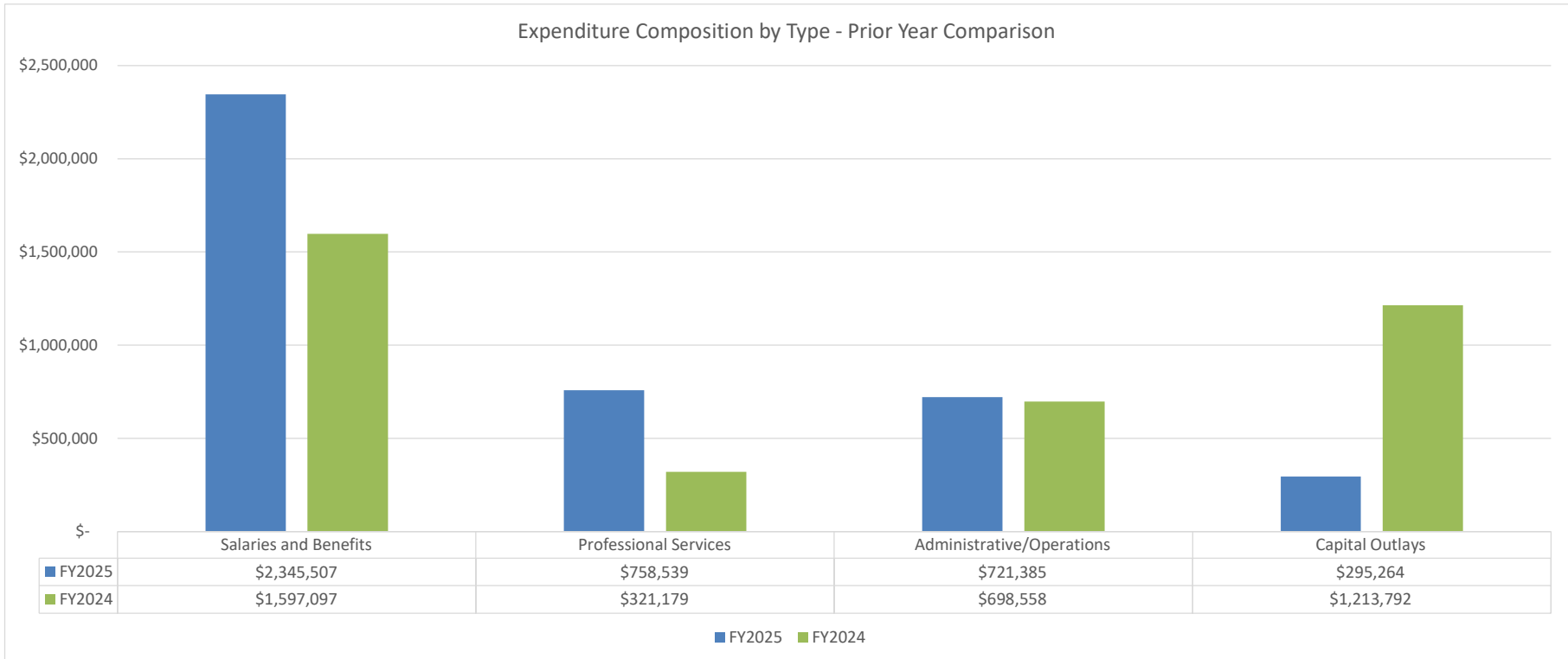
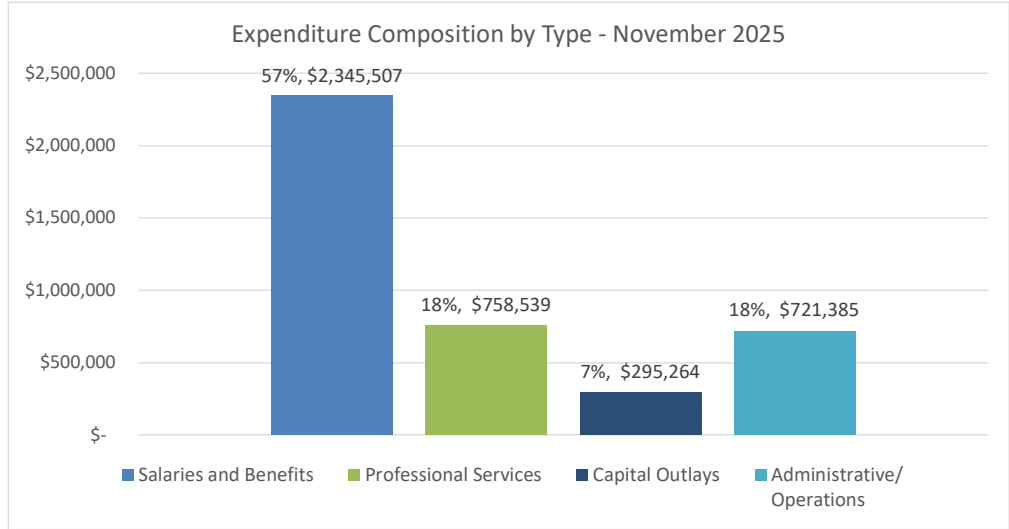
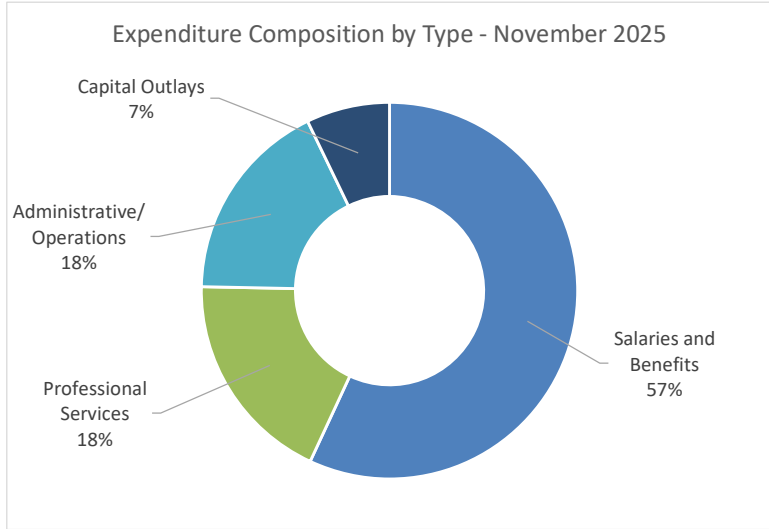
# TOWN OF PALMER LAKE

## EXPENDITURE CHARTS

### GENERAL FUND

For the Ten Months Ended November 30, 2025

UNAUDITED



# TOWN OF PALMER LAKE

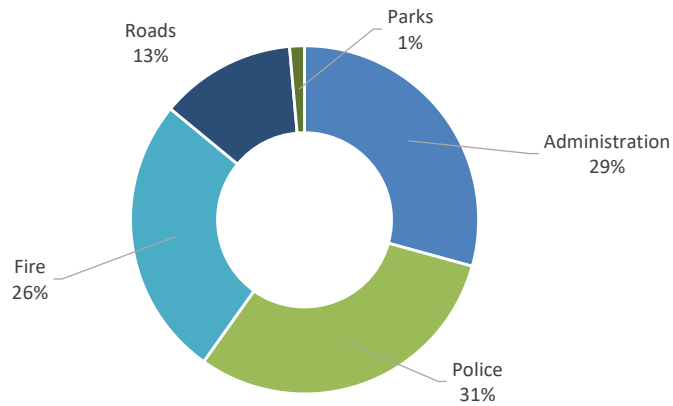
## EXPENDITURE CHARTS

### GENERAL FUND

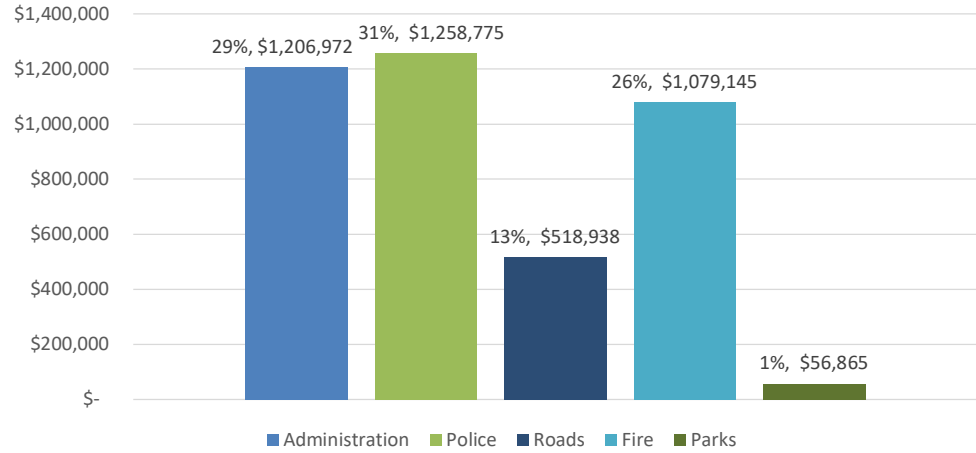
For the Ten Months Ended November 30, 2025

UNAUDITED

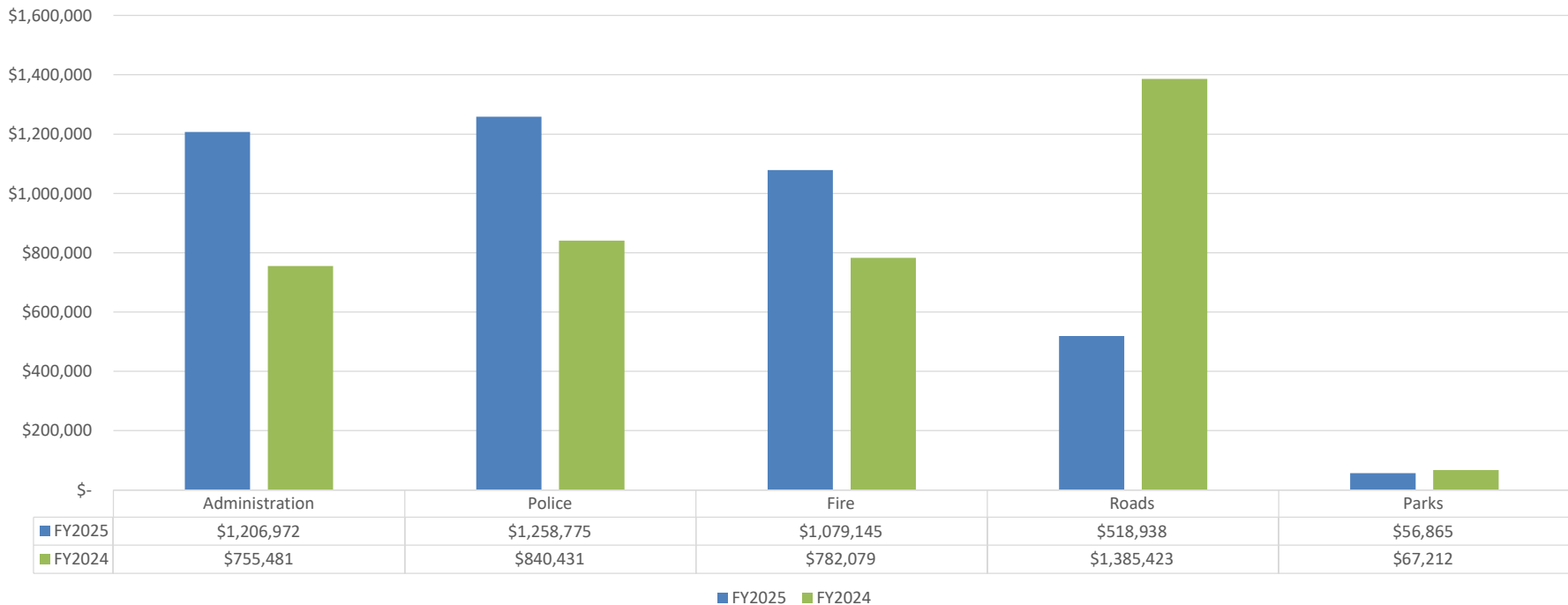
Expenditure Composition by Department - November 2025



Expenditure Composition by Department - November 2025



Expenditure Composition by Department - Prior Year Comparison



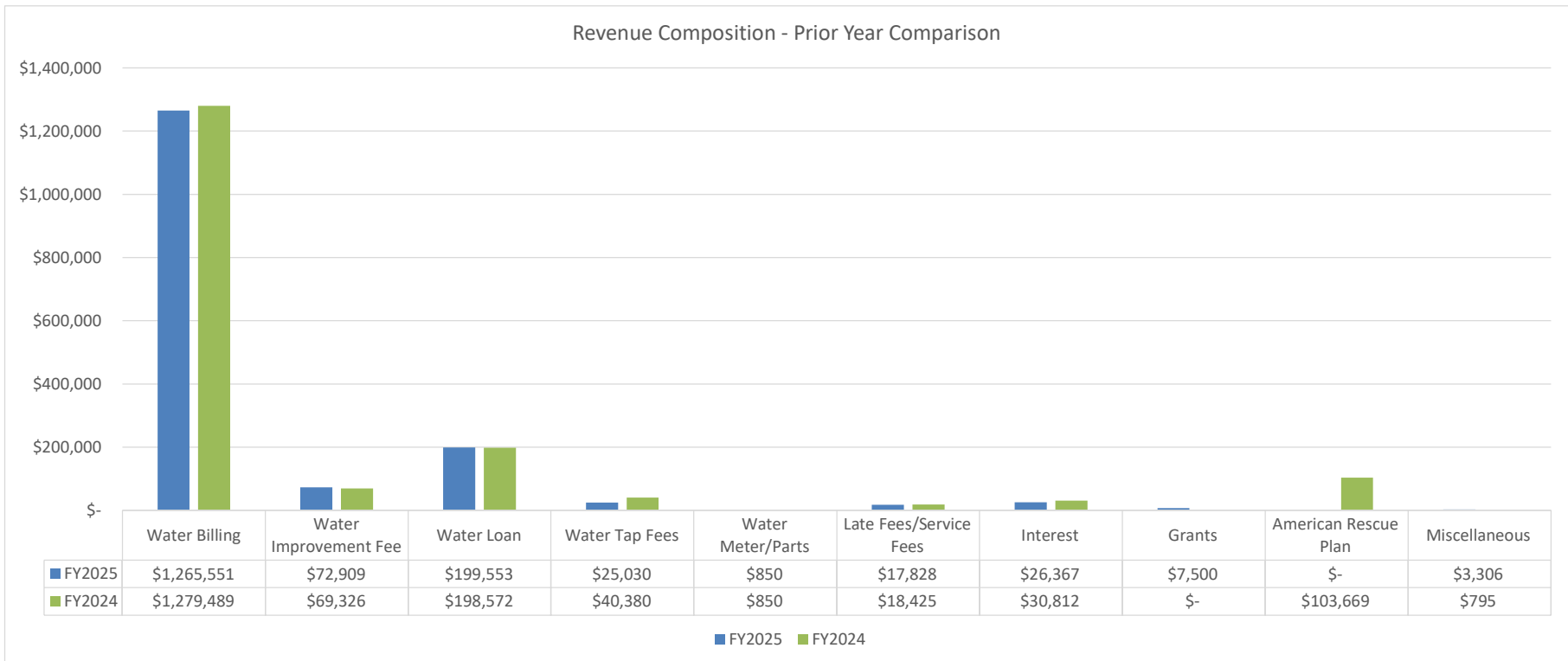
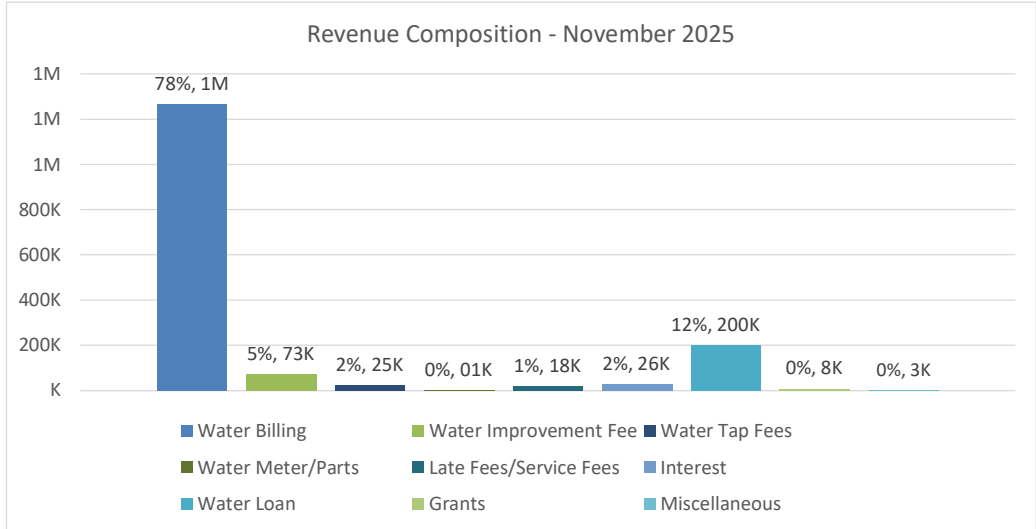
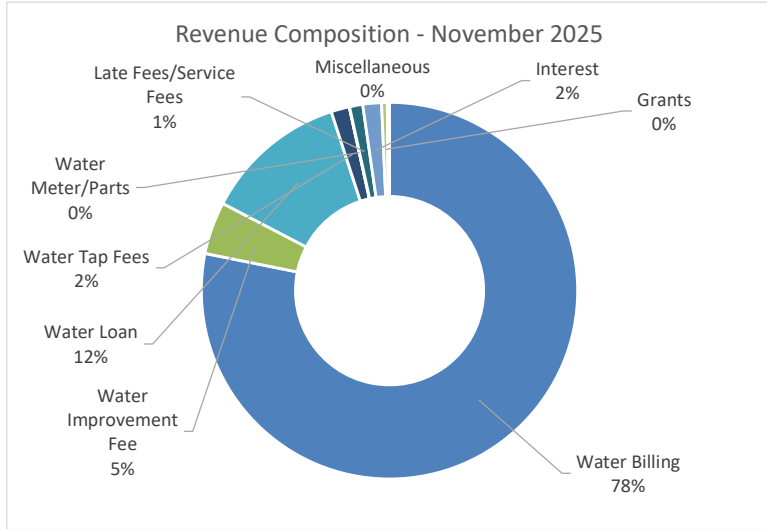
# TOWN OF PALMER LAKE

## REVENUE CHARTS

### WATER ENTERPRISE FUND

For the Ten Months Ended November 30, 2025

UNAUDITED



# TOWN OF PALMER LAKE

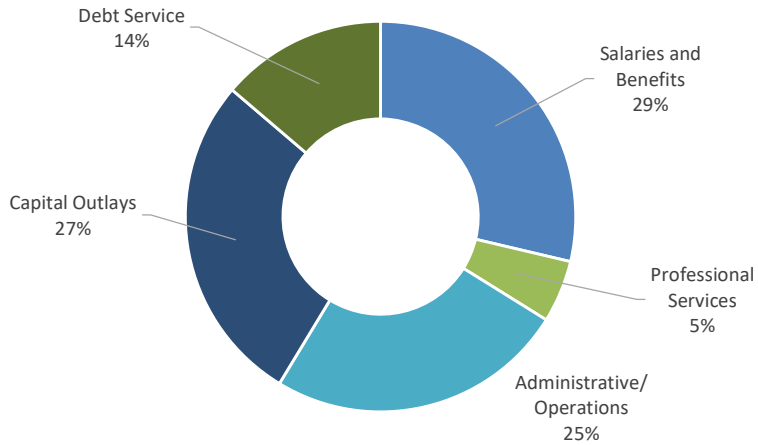
## EXPENDITURE CHARTS

### WATER ENTERPRISE FUND

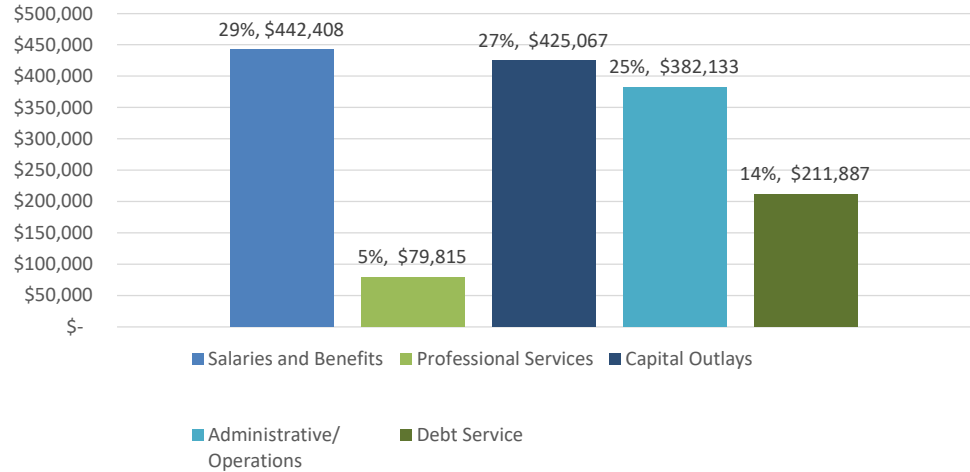
For the Ten Months Ended November 30, 2025

UNAUDITED

Expenditure Composition by Type - November 2025



Expenditure Composition by Type - November 2025



Expenditure Composition by Type - Prior Year Comparison

