

**TOWN OF PALMER LAKE**  
**Financial Statements**  
**October 2022**  
**Unaudited**



# CASH POSITION

October 31, 2022



**TOWN OF PALMER LAKE**

**Schedule of Cash Position**

**October 31, 2022**

<b>FINANCIAL INSTITUTION</b>	<b>TYPE OF ACCOUNT</b>	<b>CHECKING / SAVINGS</b>	<b>BANK RATE</b>	<b>BALANCE</b>
<b>OPERATING FUNDS:</b>				
Community Banks of CO	General Fund Operating	Checking	n/a	\$ 959,039
<i>* Restricted - Operating Reserve - 3 months (\$582,475)</i>				
Community Banks of CO	Water Fund Operating	Checking	n/a	\$ 1,225,501
<i>* Restricted - Operating Reserve - 3 months (\$236,018)</i>				
Colorado Trust (ColoTrust)	General Fund	Savings	3.21%	\$ 1,414,841
<b>Subtotal - Operating Funds</b>				<b>\$ 3,599,381</b>
<b>RESTRICTED FUNDS:</b>				
Colorado Trust (ColoTrust)	Water Reserve 2010	Savings	3.21%	\$ 179,709
Colorado Trust (ColoTrust)	Water Loan Reserve	Savings	3.21%	\$ 199,595
Colorado Trust (ColoTrust)	Water Savings	Savings	3.21%	\$ 200,215
Colorado Trust (ColoTrust)	Police CIP Reserve	Savings	3.21%	\$ 7
Colorado Trust (ColoTrust)	Fire CIP Reserve	Savings	3.21%	\$ 60,111
Colorado Trust (ColoTrust)	CTF Reserve	Savings	3.21%	\$ 27,372
Colorado Trust (ColoTrust)	Roads CIP Reserve	Savings	3.21%	\$ 10,011
<b>Subtotal - Restricted Funds</b>				<b>\$ 677,020</b>
<b>TOTAL</b>				<b>\$ 4,276,401</b>

**GENERAL FUND**  
**October 2022**



# TOWN OF PALMER LAKE

## SCHEDULE OF REVENUE, EXPENDITURES AND CHANGES IN FUND BALANCE - BUDGET AND ACTUAL GENERAL FUND

For the Ten Months Ended October 31, 2022  
UNAUDITED

	2022 Adopted Budget	Actual	Variance Favorable (Unfavorable)	Percent of Budget (YTD 83%)
<b>REVENUE</b>				
Taxes	\$ 2,090,342	\$ 2,104,826	\$ 14,484	101%
Fees and Licenses	191,900	197,519	5,619	103%
Intergovernmental	14,100	7,317	(6,783)	52%
Fines	70,900	54,882	(16,018)	77%
Interest income	12,000	19,970	7,970	166%
Departmental	19,000	91,422	72,422	481%
Miscellaneous income	170,100	144,804	(25,296)	85%
Total Revenue	\$ 2,568,342	\$ 2,620,740	\$ 52,398	102%
<b>EXPENDITURES</b>				
General and Administrative				
Salaries and Benefits	\$ 179,369	\$ 137,488	\$ 41,881	77%
Professional Services	315,785	328,466	(12,681)	104%
General Administration	605,730	443,186	162,544	73%
Total General and Administrative	\$ 1,100,885	\$ 909,140	\$ 191,744	83%
Police Department				
Salaries and Benefits	\$ 588,861	\$ 425,530	\$ 163,331	72%
Professional Services	-	-	-	0%
General Administration	60,470	66,451	(5,981)	110%
Total Police Department	\$ 649,331	\$ 491,981	\$ 157,350	76%
Fire Department				
Salaries and Benefits	\$ 464,572	\$ 358,061	\$ 106,511	77%
Professional Services	-	-	-	0%
General Administration	73,050	89,874	(16,824)	123%
Total Fire Department	\$ 537,622	\$ 447,935	\$ 89,687	83%
Roads Department				
Salaries and Benefits	\$ 187,002	\$ 140,093	\$ 46,909	75%
Professional Services	20,000	1,968	18,032	10%
General Administration	388,071	158,101	229,970	41%
Total Roads Department	\$ 595,073	\$ 300,162	\$ 294,911	50%
Parks Department				
Salaries and Benefits	\$ 62,231	\$ 16,866	\$ 45,365	27%
General Administration	23,200	20,819	2,381	90%
Total Parks Department	\$ 85,431	\$ 37,685	\$ 47,746	44%
Total Expenditures	\$ 2,968,341	\$ 2,186,903	\$ 781,438	74%
<b>EXCESS OF REVENUE OVER (UNDER) EXPENDITURES</b>				
	\$ (400,000)	\$ 433,837	\$ 833,836	
<b>FUNDS BALANCE - BEGINNING OF YEAR</b>				
		\$ 2,749,080		
<b>FUNDS BALANCE - END OF YEAR</b>				
		\$ 3,182,917		
<b>Less:</b>				
Restricted:				
Operating Reserve - 3 months		(582,475)	<i>Note 1</i>	
Fire - CIP Reserve		(60,111)		
<b>FUNDS AVAILABLE - END OF YEAR - Unrestricted</b>				
		\$ 2,540,331		

*Note 1: A 12 Month Operating Reserve would be Optimum*

**WATER ENTERPRISE FUND**  
**October 2022**



# TOWN OF PALMER LAKE

## SCHEDULE OF REVENUE, EXPENDITURES AND CHANGES IN FUNDS AVAILABLE - BUDGET AND ACTUAL WATER ENTERPRISE FUND For the Ten Months Ended October 31, 2022 UNAUDITED

	2022 Adopted Budget	Actual	Variance Favorable (Unfavorable)	Percent of Budget (YTD 83%)
<b>REVENUE</b>				
Water Revenue	\$ 1,198,500	\$ 987,783	\$ (210,717)	82%
Water Fees	71,957	45,151	(26,806)	63%
Water Taps	200,000	54,222	(145,778)	27%
Late Fees/ Service Fees	-	16,655	16,655	0%
Water Meters	6,500	1,950	(4,550)	30%
Interest	3,000	4,700	1,700	157%
Miscellaneous	-	525	525	0%
Total Revenue	<u>\$ 1,479,957</u>	<u>\$ 1,110,986</u>	<u>\$ (368,971)</u>	<u>75%</u>
<b>EXPENDITURES</b>				
Salaries and Benefits	\$ 454,797	\$ 330,661	\$ 124,136	73%
Professional Services	127,500	104,647	22,853	82%
Administrative	183,450	167,047	16,403	91%
Operations	461,400	191,557	269,843	42%
Capital	412,654	154,390	258,264	37%
Debt Service	183,229	189,639	(6,410)	103%
Total Expenditures	<u>\$ 1,823,030</u>	<u>\$ 1,137,941</u>	<u>\$ 685,089</u>	<u>62%</u>
<b>EXCESS OF REVENUE OVER (UNDER) EXPENDITURES</b>	<u>\$ (343,072)</u>	<u>\$ (26,955)</u>	<u>\$ 316,118</u>	
<b>FUNDS AVAILABLE - BEGINNING OF YEAR</b>		<u>\$ 656,879</u>		
<b>FUNDS AVAILABLE - END OF YEAR</b>		<u>\$ 629,924</u>		
<b>Less:</b>				
Restricted:				
Operating Reserve - 3 months (CWR&PDA Loan Requirement)		(236,018)	<i>Note 1</i>	
Water Loan Reserve		(199,595)		
Water Reserve - 2010		<u>(179,709)</u>		
<b>FUNDS AVAILABLE - END OF YEAR - Unrestricted</b>		<u><u>\$ 14,603</u></u>		

*Note 1: A 12 Month Operating Reserve would be Optimum*

# CONSERVATION TRUST FUND

October 2022



# TOWN OF PALMER LAKE

## STATEMENT OF REVENUE, EXPENDITURES AND CHANGES IN FUND BALANCE - BUDGET AND ACTUAL CONSERVATION TRUST FUND

For the Ten Months Ended October 31, 2022

UNAUDITED

	<u>2022 Adopted Budget</u>	<u>Actual</u>	<u>Variance Favorable (Unfavorable)</u>	<u>Percent of Budget (YTD 83%)</u>
<b>REVENUE</b>				
State Shared Revenue	\$ 44,406	\$ 24,713	\$ (19,693)	56%
Interest/Miscellaneous income	-	287	287	0%
<b>Total Revenue</b>	<u>\$ 44,406</u>	<u>\$ 25,000</u>	<u>\$ (19,406)</u>	<u>56%</u>
<b>EXPENDITURES</b>				
Salaries and Benefits	\$ 18,774	\$ 18,971	\$ (197)	101%
Administrative	25,630	13,367	12,263	52%
<b>Total Expenditures</b>	<u>\$ 44,405</u>	<u>\$ 32,338</u>	<u>\$ 12,066</u>	<u>73%</u>
<b>NET CHANGE IN FUND BALANCE</b>	<u>\$ 1</u>	<u>\$ (7,338)</u>	<u>\$ (7,340)</u>	
<b>FUND BALANCE - BEGINNING OF YEAR</b>		<u>\$ 36,140</u>		
<b>FUND BALANCE - END OF YEAR - Restricted</b>		<u><u>\$ 28,802</u></u>		

# GRANTS AND DONATIONS FUND

October 2022



# TOWN OF PALMER LAKE

## SCHEDULE OF REVENUE, EXPENDITURES AND CHANGES IN FUNDS AVAILABLE - BUDGET AND ACTUAL GRANTS & DONATIONS

For the Ten Months Ended October 31, 2022


UNAUDITED

*For Information Purposes Only*

	2022 Budget	YTD Actual	Variance Favorable (Unfavorable)	Percent of Budget (YTD 83%)
<b>REVENUE</b>				
FPPA Matching Funds	\$ 14,000	\$ -	\$ (14,000)	0%
Fire Mitigation Grant	50,000	-	(50,000)	0%
DOLA EIAF Water Sys- PER Grant	15,000	-	(15,000)	0%
CDOT Bridge Rehab	200,000	-	(200,000)	0%
CDOT PL Elementary Road Improvements	176,590	-	(176,590)	0%
American Rescue Plan	376,145	376,145	-	100%
CDPHE 2020 WQIF	-	25,300	25,300	0%
Fire Grants	-	17,263	17,263	0%
Police Donations/ Grants	59,437	80,090	20,653	135%
Parks Donations/ Grants	1,000	1,743	743	174%
Total Revenue	<u>\$ 892,172</u>	<u>\$ 500,541</u>	<u>\$ (391,631)</u>	<u>56%</u>
<b>EXPENDITURES</b>				
General Administrative				
Grants Expense- DOLA / GOCO	\$ -	\$ -	\$ -	0%
Total General Administrative Expenditures	<u>\$ -</u>	<u>\$ -</u>	<u>\$ -</u>	<u>0%</u>
Police Department Expenditures				
Grant Expense	\$ 59,537	\$ 36,294	\$ 23,243	61%
Total Police Department Expenditures	<u>\$ 59,537</u>	<u>\$ 36,294</u>	<u>\$ 23,243</u>	<u>61%</u>
Fire Department Expenditures				
Grants Expense	\$ -	\$ 10,788	\$ (10,788)	0%
Fire Mitigation CUSP	50,000	5,902	44,098	12%
Total Fire Department Expenditures	<u>\$ 50,000</u>	<u>\$ 16,690</u>	<u>\$ 33,310</u>	<u>33%</u>
Roads Department Expenditures				
CDOT Bridge Rehab	\$ 200,000	\$ -	\$ 200,000	0%
CDOT PL Elementary Road Improvements	176,590	20	176,570	0%
Grants Expense- Douglas	13,900	-	13,900	0%
Total Roads Department Expenditures	<u>\$ 390,490</u>	<u>\$ 20</u>	<u>\$ 390,470</u>	<u>0%</u>
Parks Department Expenditures				
Parks Committee (donations)	\$ 1,000	\$ 313	\$ 687	31%
Total Parks Department Expenditures	<u>\$ 1,000</u>	<u>\$ 313</u>	<u>\$ 687</u>	<u>31%</u>
Water Department Expenditures				
American Rescue Plan	\$ 376,145	\$ 343	\$ 375,802	0%
DOLA EIAF Water Sys- PER Grant	15,000	-	15,000	0%
Total Water Department Expenditures	<u>\$ 391,145</u>	<u>\$ 343</u>	<u>\$ 390,802</u>	<u>0%</u>
Total Expenditures	<u>\$ 892,172</u>	<u>\$ 53,660</u>	<u>\$ 838,512</u>	
<b>EXCESS OF REVENUE OVER (UNDER) EXPENDITURES</b>				
	<u>\$ -</u>	<u>\$ 446,881</u>	<u>\$ 446,881</u>	

# Check Register

October 2022



Ranges: From: To: From: To:  
 Check Number First Last Check Date 10/1/2022 10/31/2022  
 Vendor ID First Last Checkbook ID First Last  
 Vendor Name First Last

Sorted By: Check Number


\* Voided Checks

Check Number	Vendor ID	Vendor Check Name	Check Date	Checkbook ID	Audit Trail Code	Amount
48396	AMCOBI	AmCobi	10/13/2022	COBANK-CKG 9495	PMCHK00000058	\$2,132.86
48397	AMCOBIIT	AMCOBI	10/13/2022	COBANK-CKG 9495	PMCHK00000058	\$4,235.85
48398	AT&TMOBILITY	AT & T MOBILITY	10/13/2022	COBANK-CKG 9495	PMCHK00000058	\$1,314.06
48399	BH	BLACK HILLS ENERGY	10/13/2022	COBANK-CKG 9495	PMCHK00000058	\$33.94
48400	BLUETREEELL	BLUE TREE, LLC	10/13/2022	COBANK-CKG 9495	PMCHK00000058	\$550.00
48401	BRADLEYEXCAVATI	BRADLEY EXCAVATING INC.	10/13/2022	COBANK-CKG 9495	PMCHK00000058	\$17,640.00
48402	BROOKSPLUMBING	BROOKS PLUMBING & HEATING, INC	10/13/2022	COBANK-CKG 9495	PMCHK00000058	\$780.00
48403	CHAVEZCONSULTIN	CHAVEZ CONSULTING INC., LLC	10/13/2022	COBANK-CKG 9495	PMCHK00000058	\$187.50
48404	CIRSA	CIRSA	10/13/2022	COBANK-CKG 9495	PMCHK00000058	\$25,009.00
48405	CITYFINANCEACCT	CITY FINANCE ACCT REC	10/13/2022	COBANK-CKG 9495	PMCHK00000058	\$214.56
48406	CKT	COMMON KNOWLEDGE TECHNOLOGY	10/13/2022	COBANK-CKG 9495	PMCHK00000058	\$2,190.00
48408	CRAIGSPOWEREQUI	CRAIG'S POWER EQUIPMENT LLC	10/13/2022	COBANK-CKG 9495	PMCHK00000058	\$222.63
48410	EMERGENCYNETWOR	EMERGENCY NETWORK SECURITY SYS	10/13/2022	COBANK-CKG 9495	PMCHK00000058	\$61.00
48411	ECS	EMPLOYERS COUNCIL	10/13/2022	COBANK-CKG 9495	PMCHK00000058	\$151.25
48412	ESO	ESO SOLUTIONS, INC.	10/13/2022	COBANK-CKG 9495	PMCHK00000058	\$208.53
48413	EVOQUA	EVOQUA WATER TECHNOLOGIES LLC	10/13/2022	COBANK-CKG 9495	PMCHK00000058	\$450.00
48414	FAC	FROMM & COMPANY LLC	10/13/2022	COBANK-CKG 9495	PMCHK00000066	\$6,153.00
48415	GALLS	GALLS, LLC	10/13/2022	COBANK-CKG 9495	PMCHK00000058	\$180.33
48416	GREENERGRASSLAW	GREENER GRASS LAWNCARE INC.	10/13/2022	COBANK-CKG 9495	PMCHK00000058	\$5,190.00
48417	HOLMAN	HOLMAN	10/13/2022	COBANK-CKG 9495	PMCHK00000058	\$109.58
48418	HOMEDEPOTCREDIT	HOME DEPOT CREDIT SERVICES	10/13/2022	COBANK-CKG 9495	PMCHK00000058	\$389.68
48419	LUMEN	LEVEL 3 COMMUNICATIONS, LLC	10/13/2022	COBANK-CKG 9495	PMCHK00000058	\$449.84
48420	NAPAAUTOPARTS	NAPA AUTO PARTS	10/13/2022	COBANK-CKG 9495	PMCHK00000058	\$148.09
48421	OREILLY	O'REILLY	10/13/2022	COBANK-CKG 9495	PMCHK00000058	\$58.45
48422	PALMERLAKESANIT	PALMER LAKE SANITATION	10/13/2022	COBANK-CKG 9495	PMCHK00000058	\$2,163.24
48423	PIONEER	PIONEER	10/13/2022	COBANK-CKG 9495	PMCHK00000058	\$423.12
48424	PERRY,ROBERT	Robert Perry	10/13/2022	COBANK-CKG 9495	PMCHK00000058	\$203.11
48425	STERICYCLE	STERICYCLE, INC.	10/13/2022	COBANK-CKG 9495	PMCHK00000058	\$36.75
48426	T2SYSTEMS	T2 SYSTEMS CANADA INC.	10/13/2022	COBANK-CKG 9495	PMCHK00000058	\$70.00
48427	THECHURCHATWOOD	THE CHURCH AT WOODMOOR	10/13/2022	COBANK-CKG 9495	PMCHK00000058	\$75.00
48428	GAZETTE	THE GAZETTE	10/13/2022	COBANK-CKG 9495	PMCHK00000058	\$303.30
48429	TLECC	TIMBER LINE ELECTRIC & CONTROL	10/13/2022	COBANK-CKG 9495	PMCHK00000058	\$8,496.80
48430	TRILAKESSERVICE	TRI-LAKES SERVICE CENTER	10/13/2022	COBANK-CKG 9495	PMCHK00000058	\$1,176.87
48431	UNCC	UTILITY NOTIFICATION CENTER OF	10/13/2022	COBANK-CKG 9495	PMCHK00000058	\$61.10
48432	OESTERREICH,WES	WESTON OESTERREICH	10/13/2022	COBANK-CKG 9495	PMCHK00000058	\$292.26
48433	WHISLERINDUSTRI	WHISLER INDUSTRIAL SUPPLY	10/13/2022	COBANK-CKG 9495	PMCHK00000058	\$33.40
48434	DANAKEPNERCOMPA	DANA KEPNER COMPANY, LLC	10/13/2022	COBANK-CKG 9495	PMCHK00000059	\$335.04
48435	COREELECTRICCOO	CORE ELECTRIC COOPERATIVE	10/13/2022	COBANK-CKG 9495	PMCHK00000061	\$10,101.61
48436	COREELECTRICCOO	CORE ELECTRIC COOPERATIVE	10/13/2022	COBANK-CKG 9495	PMCHK00000060	\$300.00
48437	COMMUNITYMATTER	COMMUNITY MATTERS INSTITUTE	10/13/2022	COBANK-CKG 9495	PMCHK00000062	\$13,108.00
48438	AIRGAS	AIRGAS USA, LLC	10/31/2022	COBANK-CKG 9495	PMCHK00000065	\$349.02
48439	AT&TMOBILITY	AT & T MOBILITY	10/31/2022	COBANK-CKG 9495	PMCHK00000065	\$449.98
48440	BLUETREEELL	BLUE TREE, LLC	10/31/2022	COBANK-CKG 9495	PMCHK00000065	\$2,000.00
48441	CDPHE	CDPHE	10/31/2022	COBANK-CKG 9495	PMCHK00000065	\$465.00
48442	CENTURYLINK	CENTURYLINK	10/31/2022	COBANK-CKG 9495	PMCHK00000065	\$215.76
48443	CHRISTIANBROTHE	CHRISTIAN BROTHERS AUTOMOTIVE	10/31/2022	COBANK-CKG 9495	PMCHK00000065	\$202.52
48444	CITYFINANCEACCT	CITY FINANCE ACCT REC	10/31/2022	COBANK-CKG 9495	PMCHK00000065	\$84.00
48445	CLAYTONKNOX	CLAYTON KNOX	10/31/2022	COBANK-CKG 9495	PMCHK00000065	\$1,782.97
48446	COMCAST	COMCAST	10/31/2022	COBANK-CKG 9495	PMCHK00000065	\$203.35
48447	CKT	COMMON KNOWLEDGE TECHNOLOGY	10/31/2022	COBANK-CKG 9495	PMCHK00000065	\$398.40
48448	COREANDMAIN	CORE & MAIN LLP	10/31/2022	COBANK-CKG 9495	PMCHK00000065	\$3,582.24
48449	COREELECTRICCOO	CORE ELECTRIC COOPERATIVE	10/31/2022	COBANK-CKG 9495	PMCHK00000065	\$8,699.98
48450	DANAKEPNERCOMPA	DANA KEPNER COMPANY, LLC	10/31/2022	COBANK-CKG 9495	PMCHK00000065	\$2,489.22
48451	DPCINDUSTRIES	DPC INDUSTRIES, INC.	10/31/2022	COBANK-CKG 9495	PMCHK00000065	\$70.00
48452	EVOQUA	EVOQUA WATER TECHNOLOGIES LLC	10/31/2022	COBANK-CKG 9495	PMCHK00000065	\$1,250.00
48454	HABITATMANAGEME	HABITAT MANAGEMENT	10/31/2022	COBANK-CKG 9495	PMCHK00000065	\$8,968.25

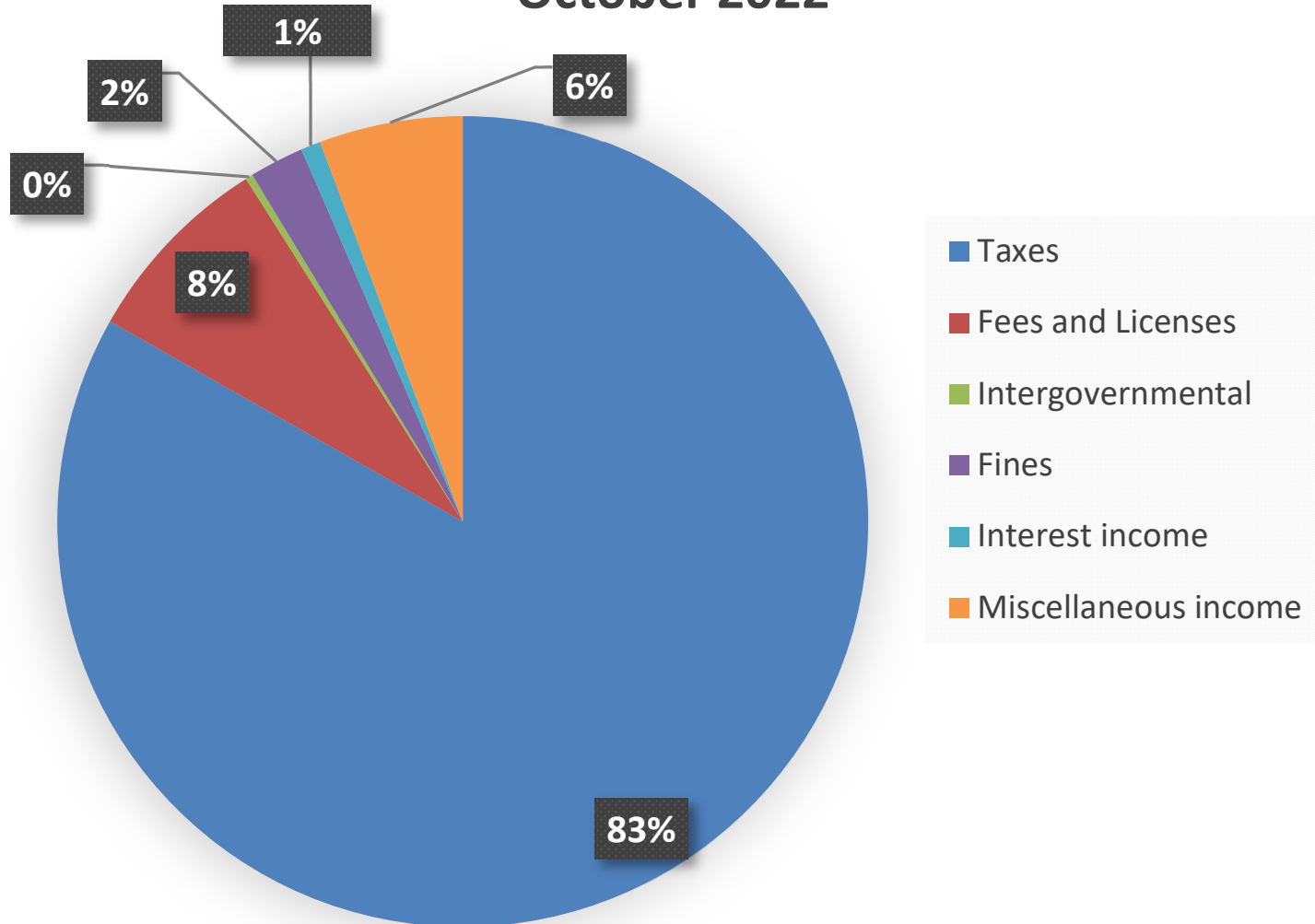
\* Voided Checks

Check Number	Vendor ID	Vendor Check Name	Check Date	Checkbook ID	Audit Trail Code	Amount
48455	HICKSCONTRACTOR	HICKS CONTRACTOR SERVICES LLC	10/31/2022	COBANK-CKG 9495	PMCHK00000065	\$850.00
48456	INTELLIHOICE	Intellichoice, Inc.	10/31/2022	COBANK-CKG 9495	PMCHK00000065	\$2,078.03
48457	CICCOLELLAJOH	JOHN CICCOLELLA	10/31/2022	COBANK-CKG 9495	PMCHK00000065	\$320.00
48458	L.N.CURTISANDSO	L.N. CURTIS AND SONS	10/31/2022	COBANK-CKG 9495	PMCHK00000065	\$3,547.76
48459	MCKINNEY	MCKINNEY DOOR & HARDWARE	10/31/2022	COBANK-CKG 9495	PMCHK00000065	\$34.00
48460	MITCHELLKING	MITCHELL KING	10/31/2022	COBANK-CKG 9495	PMCHK00000065	\$2,071.39
48461	GREASEMONKEY	MY FLEET CENTER	10/31/2022	COBANK-CKG 9495	PMCHK00000065	\$89.87
48462	OREILLY	O'REILLY	10/31/2022	COBANK-CKG 9495	PMCHK00000065	\$148.08
48463	OASISLANDSCAPE	OASIS LANDSCAPE & IRRIGATION I	10/31/2022	COBANK-CKG 9495	PMCHK00000065	\$120.00
48464	PIONEER	PIONEER	10/31/2022	COBANK-CKG 9495	PMCHK00000065	\$784.35
48465	SAFELITE	SAFELITE FULFILLMENT, INC.	10/31/2022	COBANK-CKG 9495	PMCHK00000065	\$401.82
48466	SGS	SGS NORTH AMERICA, INC.	10/31/2022	COBANK-CKG 9495	PMCHK00000065	\$240.58
48467	KNASTERTECHNOLO	THE KNASTER TECHNOLOGY GROUP	10/31/2022	COBANK-CKG 9495	PMCHK00000065	\$450.00
48468	TLECC	TIMBER LINE ELECTRIC & CONTROL	10/31/2022	COBANK-CKG 9495	PMCHK00000065	\$26,506.20
48469	TRILAKESMONUMEN	Tri-Lakes Monument Fire Protec	10/31/2022	COBANK-CKG 9495	PMCHK00000065	\$3,265.08
48470	XEROX	XEROX BUSINESS SOLUTIONS SOUTH	10/31/2022	COBANK-CKG 9495	PMCHK00000065	\$60.82
48471	XFINITY	XFINITY	10/31/2022	COBANK-CKG 9495	PMCHK00000065	\$8.28
-----						
Total Checks:	73			Total Amount of Checks:		\$177,426.70
						=====

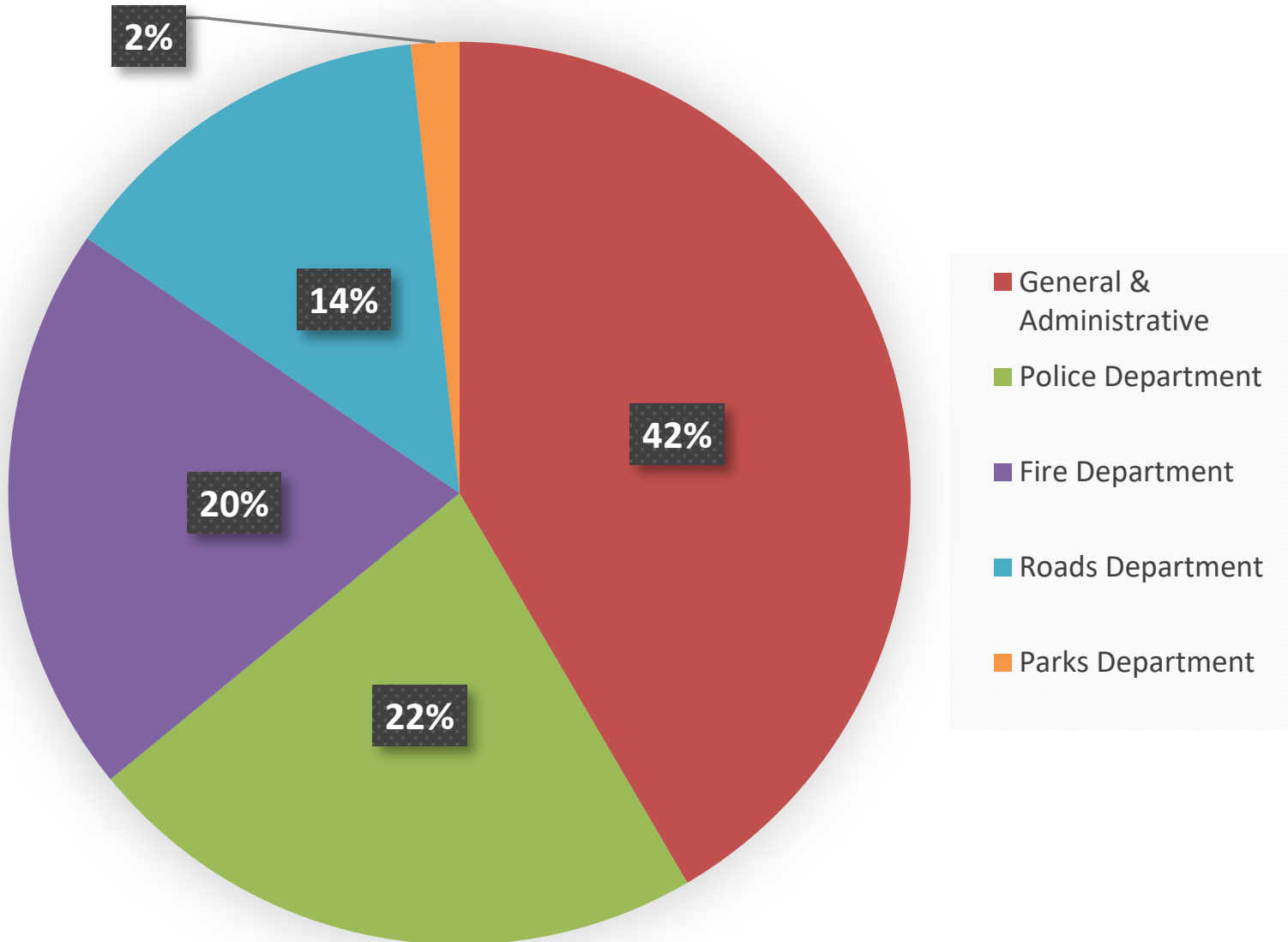
**CHARTS**  
**October 2022**



# General Fund Revenue Breakdown October 2022



# General Fund Expenditure Breakdown October 2022



# Water Enterprise Fund Expenditure Breakdown October 2022

