



TOWN OF PALMER LAKE
Financial Statements
December 2024
Unaudited



Schedule of Cash Position December 2024

TOWN OF PALMER LAKE
Schedule of Cash Position
December 2024

FINANCIAL INSTITUTION	ACCOUNT NAME	CHECKING / SAVINGS	BANK RATE	BALANCE
GENERAL FUND				
GENERAL FUND OPERATING:				
Community Banks of CO	General Fund Operating	Checking	n/a	\$ 1,408,188
GENERAL FUND RESERVES:				
Colorado Trust (ColoTrust) <i>* Operating Reserve - 3 months (\$775,497)</i>	General Fund Reserve	Savings	5.02%	\$ 1,581,565
Colorado Trust (ColoTrust)	Police Reserve	Savings	5.02%	\$ 7
Colorado Trust (ColoTrust)	Fire Reserve	Savings	5.02%	\$ 67,216
Colorado Trust (ColoTrust)	Roads Reserve	Savings	5.02%	\$ 11,194
General Fund Reserves Subtotal				<u>\$ 1,659,982</u>
General Fund Accounts Total				<u><u>\$ 3,068,170</u></u>
WATER FUND				
WATER FUND OPERATING:				
Community Banks of CO	Water Fund Operating	Checking	n/a	\$ 1,372,730
WATER FUND RESERVES:				
Colorado Trust (ColoTrust)	Water Reserve	Savings	5.02%	\$ 201,460
Colorado Trust (ColoTrust)	Water Cap Imp Reserve	Savings	5.02%	\$ 223,881
RESTRICTED FUNDS (WATER FUND):				
Colorado Trust (ColoTrust) <i>* Restricted - Loan Reserve - 3 months (\$216,571)</i>	Water Loan Reserve	Savings	5.02%	\$ 223,187
Water Fund Accounts Total				<u><u>\$ 2,021,258</u></u>
CONSERVATION TRUST FUND				
CONSERVATION TRUST FUND:				
Colorado Trust (ColoTrust)	CTF Reserve	Savings	5.02%	\$ 30,608
Conservation Trust Fund Account Total				<u><u>\$ 30,608</u></u>



Financial Reports
December 2024

TOWN OF PALMER LAKE

SCHEDULE OF REVENUE, EXPENDITURES AND CHANGES IN

FUND BALANCE - BUDGET AND ACTUAL

GENERAL FUND

For the Twelve Months Ended December 31, 2024

UNAUDITED

	2024 Adopted Budget	Actual	Variance Favorable (Unfavorable)	Percent of Budget (YTD 100%)
REVENUE				
Taxes	\$ 2,869,043	\$ 3,863,987	\$ 994,944	135%
Fees and Licenses	291,025	230,684	(60,341)	79%
Intergovernmental	7,000	8,658	1,658	124%
Fines	65,000	67,234	2,234	103%
Interest	80,000	97,930	17,930	122%
Departmental	65,000	78,481	13,481	121%
Grants and Donations	1,199,782	274,558	(925,224)	23%
Miscellaneous	70,000	118,172	48,172	169%
Other Financing Sources	40,300	40,300	-	100%
Total Revenue	\$ 4,687,150	\$ 4,780,004	\$ 92,854	102%
EXPENDITURES				
Administration				
Salaries and Benefits	\$ 246,873	\$ 200,856	\$ 46,017	81%
Professional Services	373,000	319,719	53,281	86%
Administrative/Operations	332,936	380,489	(47,553)	114%
Capital Outlays	10,000	11,129	(1,129)	111%
Total Administration	\$ 962,809	\$ 912,193	\$ 50,616	95%
Police Department				
Salaries and Benefits	\$ 674,622	\$ 669,772	\$ 4,850	99%
Professional Services	112,600	25,779	86,821	23%
Administrative/Operations	86,845	124,830	(37,985)	144%
Capital Outlays	80,000	99,634	(19,634)	125%
Total Police Department	\$ 954,067	\$ 920,015	\$ 34,052	96%
Fire Department				
Salaries and Benefits	\$ 630,741	\$ 712,675	\$ (81,934)	113%
Professional Services	10,000	12,846	(2,846)	128%
Administrative/Operations	128,600	150,531	(21,931)	117%
Capital Outlays	-	35,145	(35,145)	0%
Total Fire Department	\$ 769,341	\$ 911,197	\$ (141,856)	118%
Public Works Department - Roads				
Salaries and Benefits	\$ 334,898	\$ 243,198	\$ 91,700	73%
Professional Services	40,300	26,437	13,863	66%
Administrative/Operations	167,500	109,580	57,920	65%
Capital Outlays	1,682,357	1,069,378	612,979	64%
Total Roads Department	\$ 2,225,055	\$ 1,448,593	\$ 776,462	65%
Public Works Department - Parks				
Administrative/Operations	\$ 42,100	\$ 36,157	\$ 5,943	86%
Capital Outlays	31,000	39,027	(8,027)	126%
Total Parks Department	\$ 73,100	\$ 75,184	\$ (2,084)	103%
Total Expenditures	\$ 4,984,373	\$ 4,267,182	\$ 717,191	86%
EXCESS OF REVENUE OVER (UNDER)				
EXPENDITURES	\$ (297,223)	\$ 512,822	\$ 810,045	
FUND BALANCE - BEGINNING OF YEAR		\$ 3,661,915		
FUND BALANCE - END OF YEAR		\$ 4,174,737		

Recommended Operating Reserve - 3 months

775,497

TOWN OF PALMER LAKE

SCHEDULE OF REVENUE, EXPENDITURES AND CHANGES IN FUNDS AVAILABLE - BUDGET AND ACTUAL WATER ENTERPRISE FUND

For the Twelve Months Ended December 31, 2024
UNAUDITED

	2024 Adopted Budget	Actual	Variance Favorable (Unfavorable)	Percent of Budget (YTD 100%)
REVENUE				
Water Billing	\$ 1,375,000	\$ 1,378,588	\$ 3,588	100%
Water Improvement Fee	74,000	75,652	1,652	102%
Water Loan	216,000	216,687	687	100%
Water Tap Fees	72,000	73,057	1,057	101%
Water Meter/Parts	2,550	1,700	(850)	67%
Late Fees/Service Fees	16,000	19,924	3,924	125%
Interest	24,000	33,391	9,391	139%
American Rescue Plan	103,669	103,669	-	100%
PLES Upper Glenway Water Improvement	287,697	-	(287,697)	0%
Miscellaneous	-	795	795	0%
Total Revenue	<u>\$ 2,170,916</u>	<u>\$ 1,903,463</u>	<u>\$ (267,453)</u>	<u>88%</u>
EXPENDITURES				
Salaries and Benefits	\$ 519,749	\$ 412,378	\$ 107,371	79%
Professional Services	137,000	85,738	51,262	63%
Administrative/Operations	438,300	414,982	23,318	95%
Capital Outlays	1,015,995	792,282	223,713	78%
Debt Service	197,515	197,513	2	100%
Other Uses	40,300	40,300	-	100%
Total Expenditures	<u>\$ 2,348,859</u>	<u>\$ 1,943,193</u>	<u>\$ 405,666</u>	<u>83%</u>
EXCESS OF REVENUE OVER (UNDER) EXPENDITURES				
	<u>\$ (177,943)</u>	<u>\$ (39,730)</u>	<u>\$ 138,213</u>	
FUND BALANCE - BEGINNING OF YEAR		<u>\$ 1,304,220</u>		
FUND BALANCE - END OF YEAR		<u>\$ 1,264,490</u>		
Less: Restricted Operating Reserve - 3 months		(216,571)	<i>Note 1</i>	
FUND BALANCE - END OF YEAR - Unrestricted		<u><u>\$ 1,047,919</u></u>		

Note 1: CWR&PDA Loan Requirement

TOWN OF PALMER LAKE

STATEMENT OF REVENUE, EXPENDITURES AND CHANGES IN FUND BALANCE - BUDGET AND ACTUAL CONSERVATION TRUST FUND

For the Twelve Months Ended December 31, 2024

UNAUDITED

	2024 Adopted Budget	Actual	Variance Favorable (Unfavorable)	Percent of Budget (YTD 100%)
REVENUE				
State Shared Revenue	\$ 36,140	\$ 32,656	\$ (3,484)	90%
Interest	1,200	1,576	376	131%
Total Revenue	\$ 37,340	\$ 34,232	\$ (3,108)	92%
EXPENDITURES				
Salaries and Benefits	\$ 14,380	\$ 8,651	\$ 5,729	60%
Administrative/Operations	3,000	-	3,000	0%
Capital Outlays	19,000	-	19,000	0%
Total Expenditures	\$ 36,380	\$ 8,651	\$ 27,729	24%
NET CHANGE IN FUND BALANCE	\$ 960	\$ 25,581	\$ 24,621	
FUND BALANCE - BEGINNING OF YEAR		\$ 59,044		
FUND BALANCE - END OF YEAR - Restricted		\$ 84,625		



Accounts Payable Reports December 2024

Ranges: From: To: From: To:
 Check Number First Last Check Date 12/1/2024 12/31/2024
 Vendor ID First Last Checkbook ID First Last
 Vendor Name First Last

Sorted By: Check Number

* Voided Checks

Check Number	Vendor ID	Vendor Check Name	Check Date	Checkbook ID	Audit Trail Code	Amount
50280	ALLWATERSUPPLY	ADVANCED PUMP & EQUIPMENT, INC	12/6/2024	COBANK-CKG 9495	PMCHK00000198	\$692.92
50281	AIRGAS	AIRGAS USA, LLC	12/6/2024	COBANK-CKG 9495	PMCHK00000198	\$89.29
50282	ALERT360	ALERT 360	12/6/2024	COBANK-CKG 9495	PMCHK00000198	\$32.03
50283	AMCOBIIT	AMCOBI	12/6/2024	COBANK-CKG 9495	PMCHK00000198	\$3,753.50
50284	ANGELROOFINGLLC	ANGEL ROOFING CO LLC	12/6/2024	COBANK-CKG 9495	PMCHK00000198	\$4,677.98
50285	BIGOTIRES	LEEDS WEST GROUPS DBA BIG O TI	12/6/2024	COBANK-CKG 9495	PMCHK00000198	\$133.85
50286	BROOKSPUMBING	BROOKS PLUMBING & HEATING, INC	12/6/2024	COBANK-CKG 9495	PMCHK00000198	\$2,743.00
50287	CHAVEZCONSULTIN	CHAVEZ CONSULTING INC., LLC	12/6/2024	COBANK-CKG 9495	PMCHK00000198	\$1,312.50
50288	CITYFINANCEACCT	CITY FINANCE ACCT REC	12/6/2024	COBANK-CKG 9495	PMCHK00000198	\$9,622.70
50289	COLORADODIVISIO	COLORADO DIVISION OF FIRE PREV	12/6/2024	COBANK-CKG 9495	PMCHK00000198	\$60.00
50290	CKT	COMMON KNOWLEDGE TECHNOLOGY	12/6/2024	COBANK-CKG 9495	PMCHK00000198	\$2,724.76
50291	COMMUNITYMATTER	COMMUNITY MATTERS INSTITUTE	12/6/2024	COBANK-CKG 9495	PMCHK00000198	\$15,410.00
50292	ECS	EMPLOYERS COUNCIL	12/6/2024	COBANK-CKG 9495	PMCHK00000198	\$7,525.25
50293	ESO	ESO SOLUTIONS, INC.	12/6/2024	COBANK-CKG 9495	PMCHK00000198	\$208.53
50294	EVOQUA	EVOQUA WATER TECHNOLOGIES LLC	12/6/2024	COBANK-CKG 9495	PMCHK00000198	\$1,513.00
50295	FRANKLINVERZEY	FRANKLINVERZEY	12/6/2024	COBANK-CKG 9495	PMCHK00000198	\$75.00
50296	HACHCOMPANY	HACH COMPANY	12/6/2024	COBANK-CKG 9495	PMCHK00000198	\$3,531.26
50297	HOMEDEPOTCREDIT	HOME DEPOT CREDIT SERVICES	12/6/2024	COBANK-CKG 9495	PMCHK00000198	\$84.16
50298	INTERMOUNTAINSA	INTERMOUNTAIN SALES OF DENVER	12/6/2024	COBANK-CKG 9495	PMCHK00000198	\$3,747.00
50299	JOLENEHOWARD	JOLENE HOWARD	12/6/2024	COBANK-CKG 9495	PMCHK00000198	\$1,590.00
50300	KELLYBOOKSLLC	KellyBooks LLC	12/6/2024	COBANK-CKG 9495	PMCHK00000198	\$5,000.00
50301	MONARCHMERCHANT	MONARCH MERCHANDISING	12/6/2024	COBANK-CKG 9495	PMCHK00000198	\$29.52
50302	OREILLY	O'REILLY	12/6/2024	COBANK-CKG 9495	PMCHK00000198	\$363.58
* 50303	SMALLENGINE	SMALL ENGINE WAREHOUSE	12/6/2024	COBANK-CKG 9495	PMCHK00000198	\$308.99
* 50304	SMARTFORCE	SMARTFORCE TECHNOLOGIES, INC.	12/6/2024	COBANK-CKG 9495	PMCHK00000198	\$259.97
* 50305	SOLMETEXLLC	SOLMETEX, LLC	12/6/2024	COBANK-CKG 9495	PMCHK00000198	\$75.00
50306	STERICYCLE	STERICYCLE, INC.	12/6/2024	COBANK-CKG 9495	PMCHK00000198	\$40.52
50307	T2SYSTEMS	T2 SYSTEMS CANADA INC.	12/6/2024	COBANK-CKG 9495	PMCHK00000198	\$70.00
50308	VECTORSOLUTIONS	TARGET SOLUTIONS LEARNING	12/6/2024	COBANK-CKG 9495	PMCHK00000198	\$2,865.00
50309	GAZETTE	THE GAZETTE	12/6/2024	COBANK-CKG 9495	PMCHK00000198	\$11,831.79
50310	KNASTERTECHNOLO	THE KNASTER TECHNOLOGY GROUP	12/6/2024	COBANK-CKG 9495	PMCHK00000198	\$1,114.00
50311	TRAFTONROOFING	TRAFTON ROOFING	12/6/2024	COBANK-CKG 9495	PMCHK00000198	\$4,493.50
50312	USDAFORESTSERVI	USDA FOREST SERVICE	12/6/2024	COBANK-CKG 9495	PMCHK00000198	\$1,257.03
50313	UNCC	UTILITY NOTIFICATION CENTER OF	12/6/2024	COBANK-CKG 9495	PMCHK00000198	\$27.09
50314	WESTFORKCONSTRU	WEST FORK CONSTRUCTION LLC	12/6/2024	COBANK-CKG 9495	PMCHK00000198	\$70,207.92
50315	ANDREWHUDNICKI	ANDREW RUDNICKI	12/12/2024	COBANK-CKG 9495	PMCHK00000199	\$154.00
50316	AT&TMOBILITY	AT & T MOBILITY	12/12/2024	COBANK-CKG 9495	PMCHK00000199	\$173.32
50317	BRADLEYEXCAVATI	BRADLEY EXCAVATING INC.	12/12/2024	COBANK-CKG 9495	PMCHK00000199	\$8,730.00
50318	CHRISKEOUGH	CHRIS KEOUGH	12/12/2024	COBANK-CKG 9495	PMCHK00000199	\$1,655.34
50319	COLORADODIVISIO	COLORADO DIVISION OF FIRE PREV	12/12/2024	COBANK-CKG 9495	PMCHK00000199	\$60.00
50320	DENNISEWILSON	DENNISE WILSON	12/12/2024	COBANK-CKG 9495	PMCHK00000199	\$75.00
50321	JAN-PROFRANCHIS	JAN-PRO FRANCHISE DEVELOPMENT	12/12/2024	COBANK-CKG 9495	PMCHK00000199	\$267.75
50322	KUMAR&ASSOCIATE	KUMAR & ASSOCIATES, INC.	12/12/2024	COBANK-CKG 9495	PMCHK00000199	\$8,082.25
50323	MEYER&SAMS,INC	MEYER & SAMS, INC. DBA GMS INC	12/12/2024	COBANK-CKG 9495	PMCHK00000199	\$25,033.64
50324	OREILLY	O'REILLY	12/12/2024	COBANK-CKG 9495	PMCHK00000199	\$55.73
50325	PALMERLAKESANIT	PALMER LAKE SANITATION	12/12/2024	COBANK-CKG 9495	PMCHK00000199	\$1,870.88
50326	DPCINDUSTRIES	PVS DX, INC.	12/12/2024	COBANK-CKG 9495	PMCHK00000199	\$70.00
50327	REPUBLICSERVICE	REPUBLIC SERVICES #653	12/12/2024	COBANK-CKG 9495	PMCHK00000199	\$2,013.18
50328	VULCRAFTSALESCO	VULCRAFT SALES CORP.	12/12/2024	COBANK-CKG 9495	PMCHK00000199	\$3,532.25
50329	XEROX	XEROX BUSINESS SOLUTIONS SOUTH	12/12/2024	COBANK-CKG 9495	PMCHK00000199	\$25.00
50330	CKT	COMMON KNOWLEDGE TECHNOLOGY	12/19/2024	COBANK-CKG 9495	PMCHK00000200	\$2,050.00
50331	ECONOMICPLANNIN	ECONOMIC & PLANNING SYSTEMS, I	12/19/2024	COBANK-CKG 9495	PMCHK00000200	\$1,965.00
50332	ELPASOCOUNTY	EL PASO COUNTY, COLORADO	12/19/2024	COBANK-CKG 9495	PMCHK00000200	\$59.61
50333	CICCOLELLAJOHNS	JOHN CICCOLELLA	12/19/2024	COBANK-CKG 9495	PMCHK00000200	\$320.00
50334	PINNACLEINVESTI	PINNACLE INVESTIGATIONS, LLC	12/19/2024	COBANK-CKG 9495	PMCHK00000200	\$1,190.00
50335	POWERSERVICEINC	POWER SERVICE INC.	12/19/2024	COBANK-CKG 9495	PMCHK00000200	\$2,006.14

* Voided Checks

Check Number	Vendor ID	Vendor Check Name	Check Date	Checkbook ID	Audit Trail Code	Amount
50336	PSYCHOLOGICALDI	PSYCHOLOGICAL DIMENSIONS	12/19/2024	COBANK-CKG 9495	PMCHK00000200	\$425.00
50337	STOLFUS&ASSOCIA	STOLFUS & ASSOCIATES, INC.	12/19/2024	COBANK-CKG 9495	PMCHK00000200	\$6,107.40
50338	TLECC	TIMBER LINE ELECTRIC & CONTROL	12/19/2024	COBANK-CKG 9495	PMCHK00000200	\$1,239.88
50339	XEROX	XEROX BUSINESS SOLUTIONS SOUTH	12/19/2024	COBANK-CKG 9495	PMCHK00000200	\$1,449.37
50340	ALERT360	ALERT 360	12/27/2024	COBANK-CKG 9495	PMCHK00000201	\$32.03
50341	CENTURYLINK	CENTURYLINK	12/27/2024	COBANK-CKG 9495	PMCHK00000201	\$654.21
50342	CKT	COMMON KNOWLEDGE TECHNOLOGY	12/27/2024	COBANK-CKG 9495	PMCHK00000201	\$3,759.00
50343	EVOQUA	EVOQUA WATER TECHNOLOGIES LLC	12/27/2024	COBANK-CKG 9495	PMCHK00000201	\$1,616.00
50344	GALLS	GALLS, LLC	12/27/2024	COBANK-CKG 9495	PMCHK00000201	\$1,027.61
50345	INTERSTATECHEMI	INTERSTATE CHEMICAL CO., INC	12/27/2024	COBANK-CKG 9495	PMCHK00000201	\$4,225.89
50346	KELLYBOOKSLLC	KellyBooks LLC	12/27/2024	COBANK-CKG 9495	PMCHK00000201	\$5,000.00
50347	KROBLAWOFFICES	KROB LAW OFFICE, LLC	12/27/2024	COBANK-CKG 9495	PMCHK00000201	\$21,402.50
50348	MEYER&SAMS,INC	MEYER & SAMS, INC. DBA GMS INC	12/27/2024	COBANK-CKG 9495	PMCHK00000201	\$20,419.00
50349	OCCUPATIONALHEA	OCCUPATIONAL HEALTH CENTERS OF	12/27/2024	COBANK-CKG 9495	PMCHK00000201	\$118.00
50350	ORKIN	Orkin	12/27/2024	COBANK-CKG 9495	PMCHK00000201	\$98.65
50351	SLWS	SALT LAKE WHOLESALE SPORTS	12/27/2024	COBANK-CKG 9495	PMCHK00000201	\$2,760.00
50352	SOURCEMANAGE	SOURCE MANAGEMENT INC.	12/27/2024	COBANK-CKG 9495	PMCHK00000201	\$36.15
50353	WESTFORKCONSTRU	WEST FORK CONSTRUCTION LLC	12/27/2024	COBANK-CKG 9495	PMCHK00000201	\$75,000.00
50354	XEROX	XEROX BUSINESS SOLUTIONS SOUTH	12/27/2024	COBANK-CKG 9495	PMCHK00000201	\$73.61

Total Checks:	75			Total Amount of Checks:		\$361,660.07
						=====

Town of Palmer Lake
 ACH REGISTER REPORT
 Payables Management

ACH Date	From:	To:
12/1/2024	12/1/2024	12/31/2024
Checkbook ID	COBANK-CKG 9495	COBANK-CKG 9495

Sorted By: Date

Trx Date	Orig. Audit Trail	Distribution Reference	Orig. Master Number	Orig. Master Name	Amount
12/2/2024	CMTRX00000175	Bank Transaction Entry	WDL000001743	Xfinity	11.07
12/2/2024	CMTRX00000175	Bank Transaction Entry	WDL000001746	Comcast	193.35
12/3/2024	CMTRX00000176	Bank Transaction Entry	WDL000001754	Parking Kiosk Fee	46.59
12/5/2024	CMTRX00000176	Bank Transaction Entry	WDL000001747	PCS	1,534.41
12/6/2024	CMTRX00000176	Bank Transaction Entry	WDL000001749	FPPA	7,542.93
12/6/2024	CMTRX00000176	Bank Transaction Entry	WDL000001755	WEX Fuel	2,600.93
12/9/2024	CMTRX00000174	Bank Transaction Entry	WDL000001733	Black Hills Energy	136.57
12/9/2024	CMTRX00000176	Bank Transaction Entry	WDL000001752	HealthEquity	7.50
12/9/2024	CMTRX00000176	Bank Transaction Entry	WDL000001753	Humana	894.82
12/10/2024	CMTRX00000181	Bank Transaction Entry	WDL000001782	CORE Electric	13,092.55
12/10/2024	CMTRX00000183	Bank Transaction Entry	WDL000001784	Community Banks of CO	59.00
12/12/2024	CMTRX00000174	Bank Transaction Entry	WDL000001734	Black Hills Energy	169.84
12/12/2024	CMTRX00000174	Bank Transaction Entry	WDL000001735	Black Hills Energy	128.59
12/12/2024	CMTRX00000174	Bank Transaction Entry	WDL000001736	Black Hills Energy	125.64
12/12/2024	CMTRX00000174	Bank Transaction Entry	WDL000001737	Black Hills Energy	107.96
12/12/2024	CMTRX00000174	Bank Transaction Entry	WDL000001738	Black Hills Energy	93.23
12/12/2024	CMTRX00000174	Bank Transaction Entry	WDL000001739	Black Hills Energy	60.81
12/12/2024	CMTRX00000174	Bank Transaction Entry	WDL000001740	Black Hills Energy	44.60
12/12/2024	CMTRX00000174	Bank Transaction Entry	WDL000001741	Black Hills Energy	25.45
12/12/2024	CMTRX00000176	Bank Transaction Entry	WDL000001756	Paycom	64,731.03
12/16/2024	CMTRX00000174	Bank Transaction Entry	WDL000001742	Visa Cardmember Services	8,597.79
12/19/2024	CMTRX00000181	Bank Transaction Entry	WDL000001781	FPPA	2,519.00
12/23/2024	CMTRX00000174	Bank Transaction Entry	WDL000001720	Amcobi	1,663.61
12/23/2024	CMTRX00000174	Bank Transaction Entry	WDL000001721	Amcobi	211.24
12/23/2024	CMTRX00000174	Bank Transaction Entry	WDL000001722	Amcobi	145.70
12/23/2024	CMTRX00000174	Bank Transaction Entry	WDL000001723	Amcobi	130.45
12/23/2024	CMTRX00000174	Bank Transaction Entry	WDL000001724	Amcobi	112.69
12/23/2024	CMTRX00000174	Bank Transaction Entry	WDL000001725	Amcobi	111.85
12/23/2024	CMTRX00000174	Bank Transaction Entry	WDL000001726	Amcobi	111.85
12/23/2024	CMTRX00000174	Bank Transaction Entry	WDL000001727	Amcobi	92.56
12/23/2024	CMTRX00000174	Bank Transaction Entry	WDL000001728	Amcobi	90.04
12/23/2024	CMTRX00000174	Bank Transaction Entry	WDL000001729	Amcobi	90.04
12/23/2024	CMTRX00000174	Bank Transaction Entry	WDL000001730	Amcobi	90.04
12/23/2024	CMTRX00000174	Bank Transaction Entry	WDL000001731	Amcobi	85.00
12/23/2024	CMTRX00000176	Bank Transaction Entry	WDL000001748	PCS	1,525.56
12/23/2024	CMTRX00000176	Bank Transaction Entry	WDL000001750	FPPA	8,265.89
12/26/2024	CMTRX00000182	Bank Transaction Entry	WDL000001783	Paycom	139,623.47
12/27/2024	CMTRX00000180	Bank Transaction Entry	WDL000001779	Anthem	8,568.74
12/31/2024	CMTRX00000175	Bank Transaction Entry	WDL000001744	Xfinity	11.07
12/31/2024	CMTRX00000175	Bank Transaction Entry	WDL000001745	Comcast	193.35
12/31/2024	CMTRX00000176	Bank Transaction Entry	WDL000001751	FPPA	8,042.77
12/31/2024	CMTRX00000181	Bank Transaction Entry	WDL000001780	PCS	1,485.03

Total ACHs:	42	Total Amount of ACHs:	\$ 273,374.61
--------------------	-----------	------------------------------	----------------------

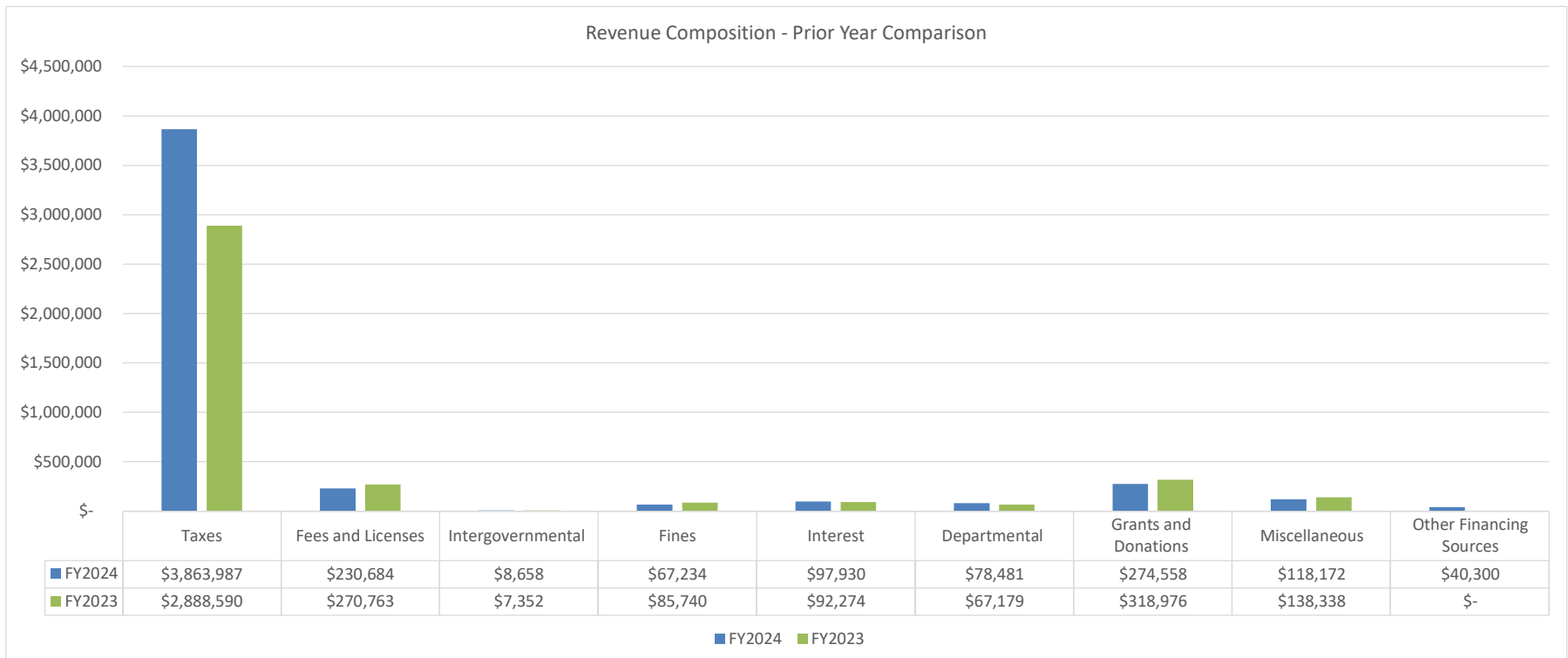
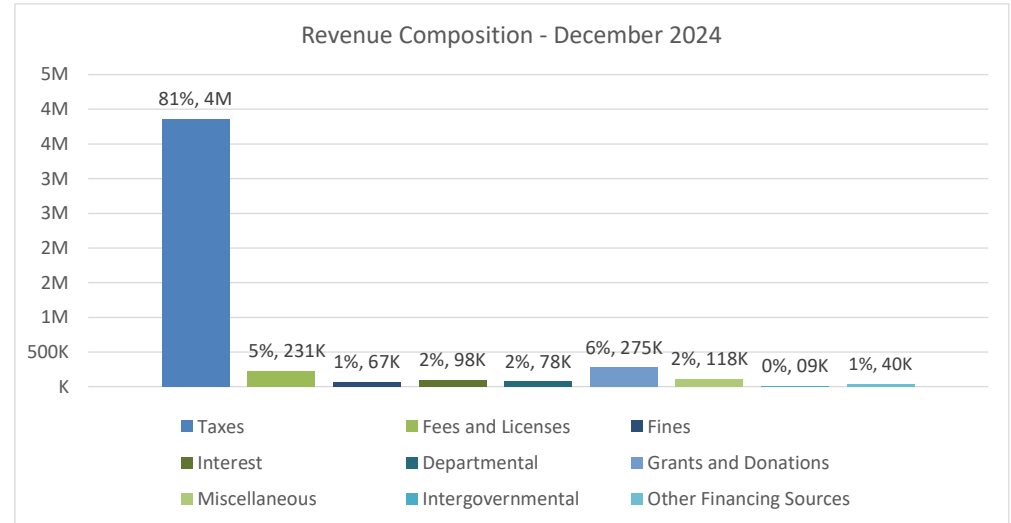
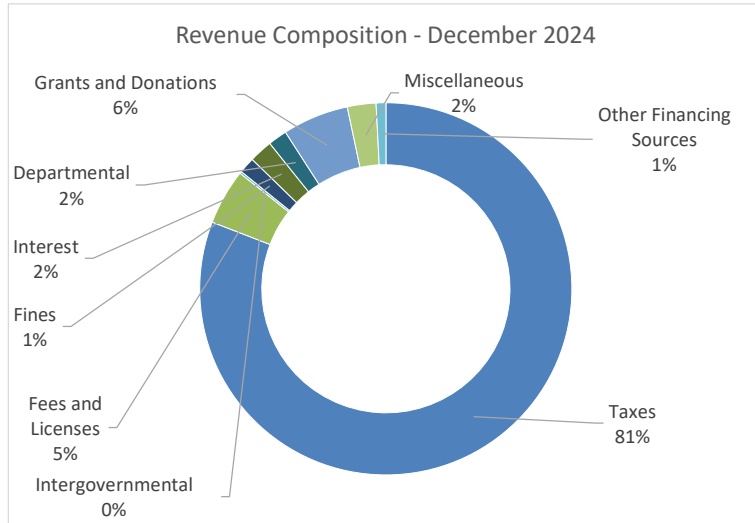


Charts
December 2024

TOWN OF PALMER LAKE

REVENUE CHARTS GENERAL FUND

For the Twelve Months Ended December 31, 2024
UNAUDITED



TOWN OF PALMER LAKE

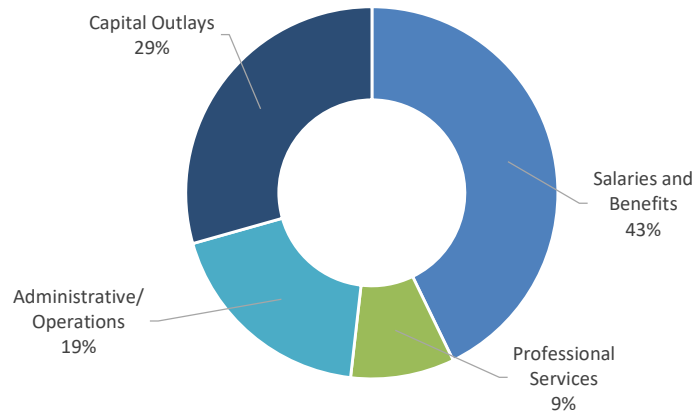
EXPENDITURE CHARTS

GENERAL FUND

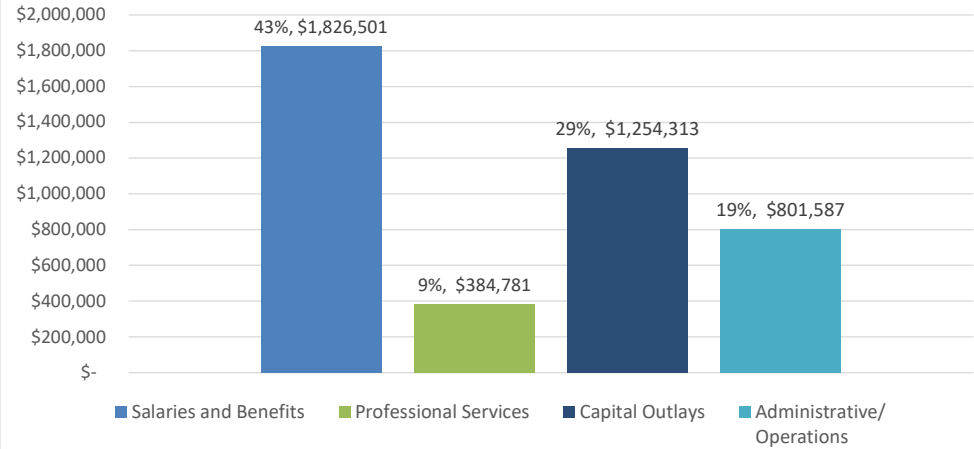
For the Twelve Months Ended December 31, 2024

UNAUDITED

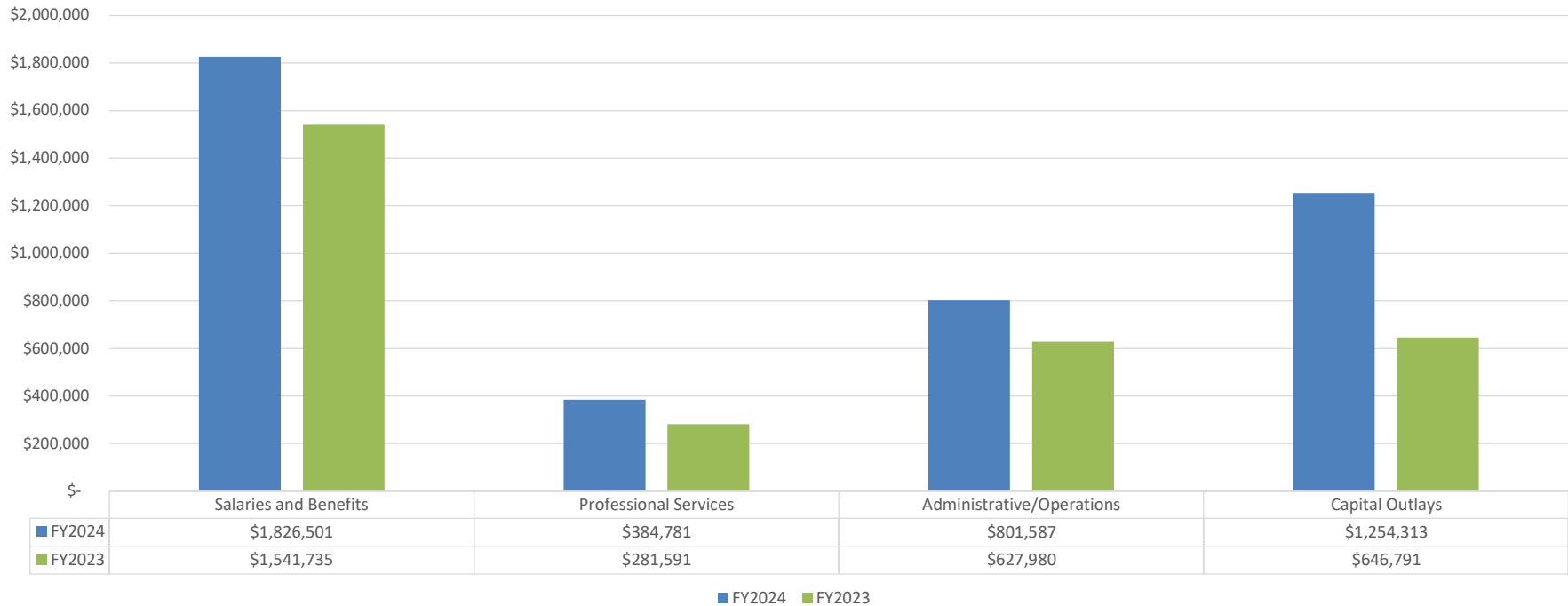
Expenditure Composition by Type - December 2024



Expenditure Composition by Type - December 2024



Expenditure Composition by Type - Prior Year Comparison



TOWN OF PALMER LAKE

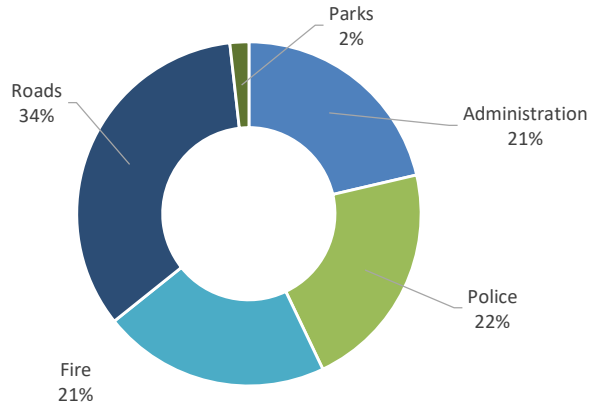
EXPENDITURE CHARTS

GENERAL FUND

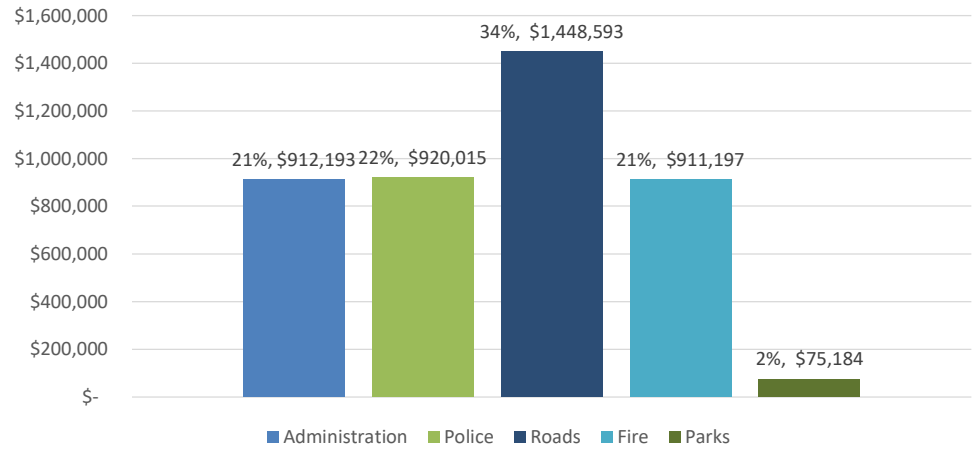
For the Twelve Months Ended December 31, 2024

UNAUDITED

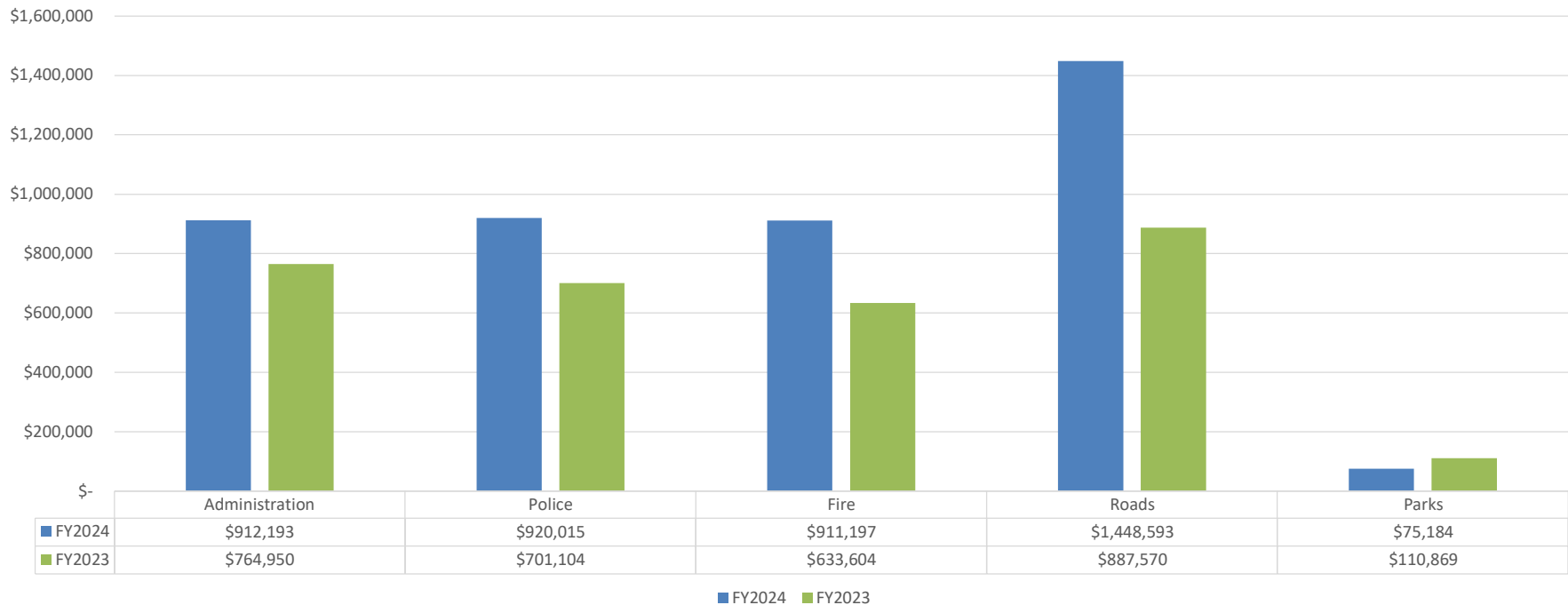
Expenditure Composition by Department - December 2024



Expenditure Composition by Department - December 2024



Expenditure Composition by Department - Prior Year Comparison



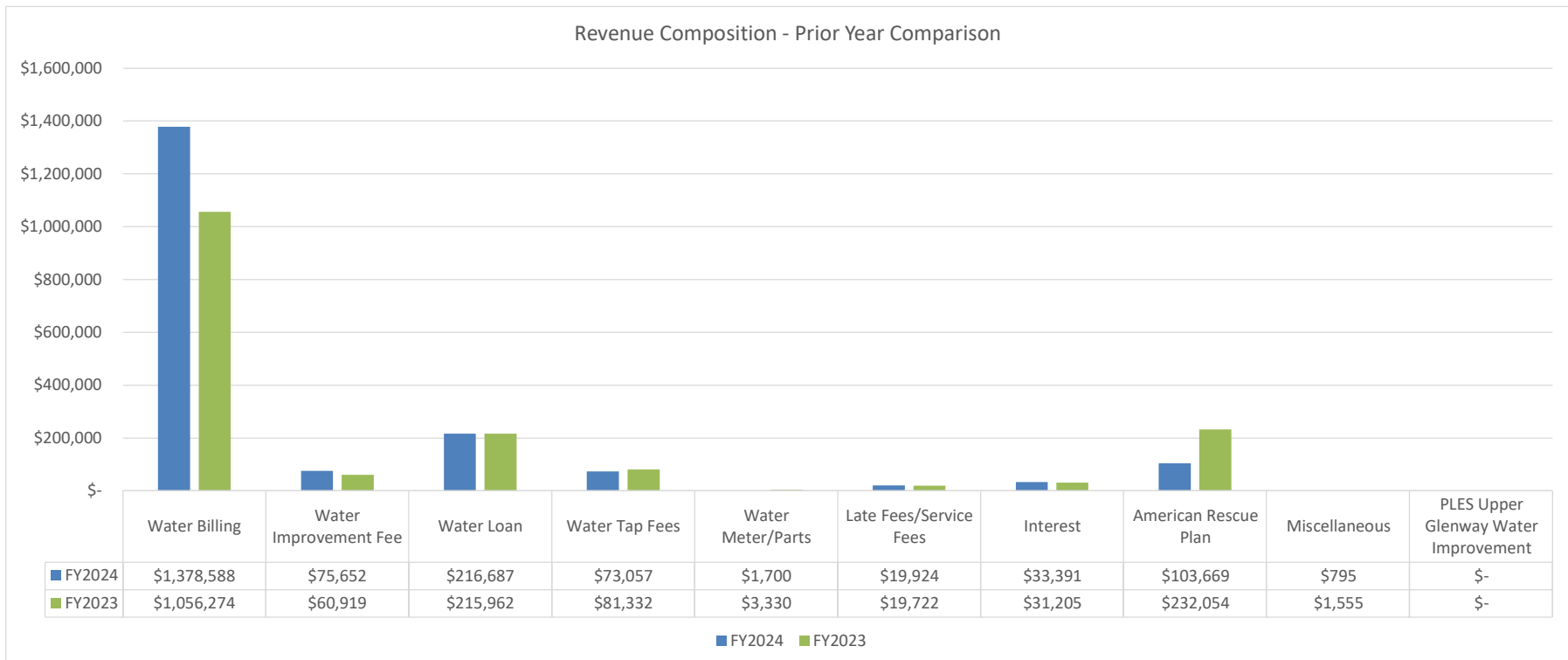
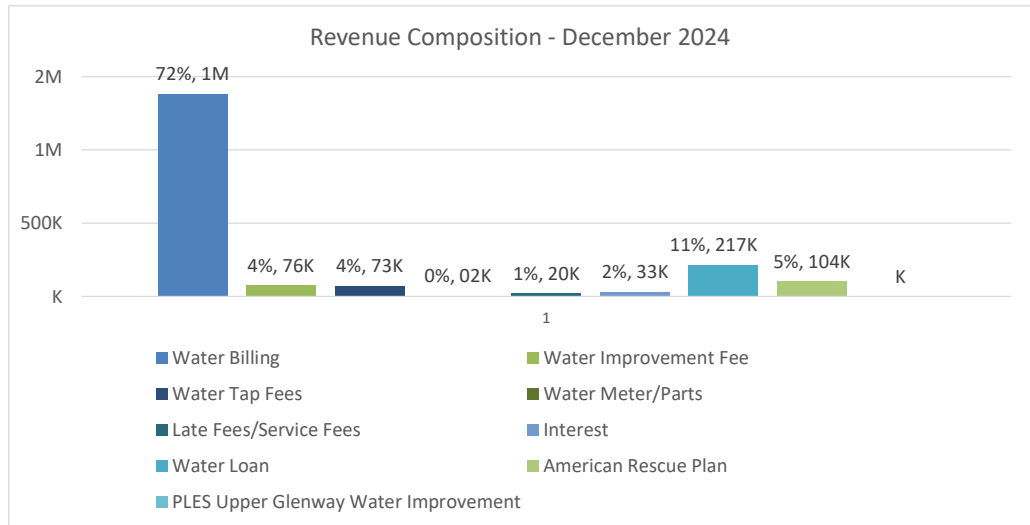
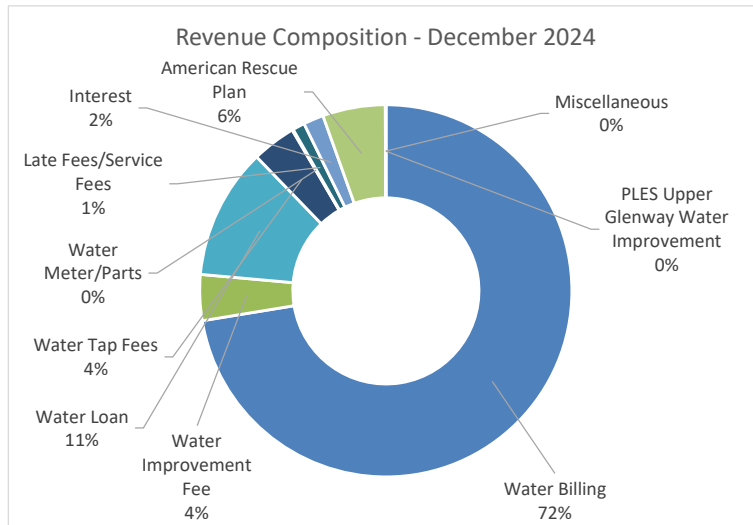
TOWN OF PALMER LAKE

REVENUE CHARTS

WATER ENTERPRISE FUND

For the Twelve Months Ended December 31, 2024

UNAUDITED



TOWN OF PALMER LAKE

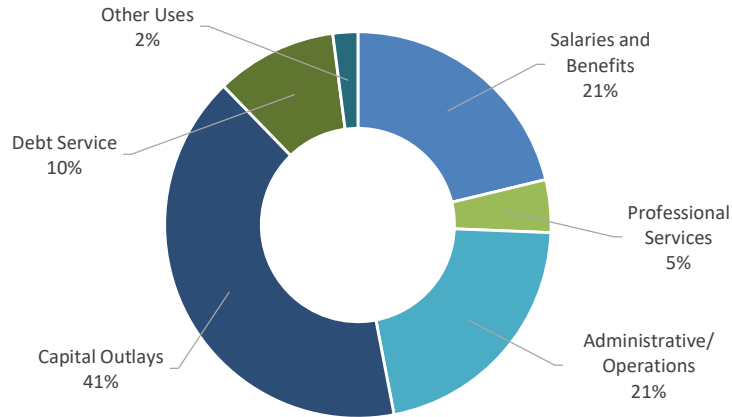
EXPENDITURE CHARTS

WATER ENTERPRISE FUND

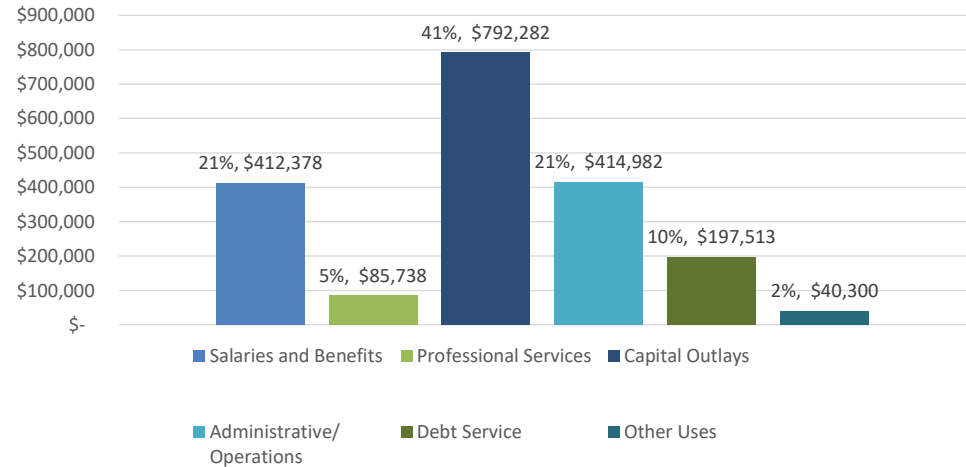
For the Twelve Months Ended December 31, 2024

UNAUDITED

Expenditure Composition by Type - December 2024



Expenditure Composition by Type - December 2024



Expenditure Composition by Type - Prior Year Comparison

