

# **TOWN OF PALMER LAKE**

## **Financial Statements**


**August 2023**

**Unaudited**



# CASH POSITION

August 31, 2023



**TOWN OF PALMER LAKE**

**Schedule of Cash Position**

**August 31, 2023**

FINANCIAL INSTITUTION	TYPE OF ACCOUNT	CHECKING / SAVINGS	BANK RATE	BALANCE
<b>OPERATING FUNDS:</b>				
Community Banks of CO	General Fund Operating	Checking	n/a	\$ 1,030,985
<i>* Restricted - Operating Reserve - 3 months (\$582,475)</i>				
Community Banks of CO	Water Fund Operating	Checking	n/a	\$ 1,368,893
<i>* Restricted - Operating Reserve - 3 months (\$236,018)</i>				
Colorado Trust (ColoTrust)	General Fund	Savings	5.29%	\$ 1,472,614
<b>Subtotal - Operating Funds</b>				<b>\$ 3,872,493</b>
<b>RESTRICTED FUNDS:</b>				
Colorado Trust (ColoTrust)	Water Reserve 2010	Savings	5.29%	\$ 187,581
Colorado Trust (ColoTrust)	Water Loan Reserve	Savings	5.29%	\$ 207,812
Colorado Trust (ColoTrust)	Water Savings	Savings	5.29%	\$ 208,458
Colorado Trust (ColoTrust)	Police CIP Reserve	Savings	5.29%	\$ 7
Colorado Trust (ColoTrust)	Fire CIP Reserve	Savings	5.29%	\$ 62,586
Colorado Trust (ColoTrust)	CTF Reserve	Savings	5.29%	\$ 28,499
Colorado Trust (ColoTrust)	Roads CIP Reserve	Savings	5.29%	\$ 10,423
<b>Subtotal - Restricted Funds</b>				<b>\$ 705,366</b>
<b>TOTAL</b>				<b>\$ 4,577,858</b>

**GENERAL FUND**  
**August 2023**



# TOWN OF PALMER LAKE

## SCHEDULE OF REVENUE, EXPENDITURES AND CHANGES IN FUND BALANCE - BUDGET AND ACTUAL GENERAL FUND


For the Eight Months Ended August 31, 2023  
UNAUDITED

	2023 Amended Budget	Actual	Variance Favorable (Unfavorable)	Percent of Budget (YTD 58%)
<b>REVENUE</b>				
Taxes	\$ 3,664,377	\$ 1,859,561	\$ (1,804,816)	51%
Fees and Licenses	261,435	162,173	(99,262)	62%
Intergovernmental	6,000	6,929	929	115%
Fines	90,000	48,000	(42,000)	53%
Interest income	43,000	58,389	15,389	136%
Departmental	49,500	43,262	(6,238)	87%
Grants and Donations	395,182	77,272	(317,910)	20%
Miscellaneous income	117,200	77,347	(39,853)	66%
Total Revenue	<u>\$ 4,626,694</u>	<u>\$ 2,332,933</u>	<u>\$ (2,293,761)</u>	<u>50%</u>
<b>EXPENDITURES</b>				
General and Administrative				
Salaries and Benefits	\$ 274,996	\$ 137,983	\$ 137,013	50%
Professional Services	305,475	124,468	181,007	41%
General Administration	585,317	238,706	346,611	41%
Total General and Administrative	<u>\$ 1,165,788</u>	<u>\$ 501,157</u>	<u>\$ 664,631</u>	<u>43%</u>
Police Department				
Salaries and Benefits	\$ 781,175	\$ 398,217	\$ 382,958	51%
Professional Services	-	5,093	(5,093)	0%
General Administration	122,399	36,625	85,774	30%
Total Police Department	<u>\$ 903,574</u>	<u>\$ 439,935</u>	<u>\$ 463,639</u>	<u>49%</u>
Fire Department				
Salaries and Benefits	\$ 867,644	\$ 330,742	\$ 536,902	38%
Professional Services	-	2,335	(2,335)	0%
General Administration	289,420	49,000	240,420	17%
Total Fire Department	<u>\$ 1,157,064</u>	<u>\$ 382,077</u>	<u>\$ 774,987</u>	<u>33%</u>
Public Works Department - Roads				
Salaries and Benefits	\$ 315,186	\$ 147,974	\$ 167,212	47%
Professional Services	30,000	5,432	24,568	18%
General Administration	756,875	253,455	503,420	33%
Total Roads Department	<u>\$ 1,102,061</u>	<u>\$ 406,861</u>	<u>\$ 695,200</u>	<u>37%</u>
Public Works Department - Parks				
General Administration	\$ 83,165	\$ 46,929	\$ 36,236	56%
Total Parks Department	<u>\$ 83,165</u>	<u>\$ 46,929</u>	<u>\$ 36,236</u>	<u>56%</u>
Grants & Donations				
	<u>\$ 395,182</u>	<u>\$ 277,824</u>	<u>\$ 117,358</u>	<u>70%</u>
Total Expenditures	<u>\$ 4,806,833</u>	<u>\$ 2,054,783</u>	<u>\$ 2,752,051</u>	<u>43%</u>
<b>EXCESS OF REVENUE OVER (UNDER)</b>				
<b>EXPENDITURES</b>	<u>\$ (180,139)</u>	<u>\$ 278,150</u>	<u>\$ 458,290</u>	
<b>FUNDS BALANCE - BEGINNING OF YEAR</b>				
		<u>\$ 2,880,403</u>		
<b>FUNDS BALANCE - END OF YEAR</b>				
		<u>\$ 3,158,553</u>		
<b>Less:</b>				
Restricted:				
Operating Reserve - 3 months		(582,475)	<i>Note 1</i>	
Fire and Roads - CIP Reserve		(73,009)		
<b>FUNDS AVAILABLE - END OF YEAR - Unrestricted</b>				
		<u><u>\$ 2,503,069</u></u>		

*Note 1: A 12 Month Operating Reserve would be Optimum*

# WATER ENTERPRISE FUND

August 2023



# TOWN OF PALMER LAKE

## SCHEDULE OF REVENUE, EXPENDITURES AND CHANGES IN FUNDS AVAILABLE - BUDGET AND ACTUAL WATER ENTERPRISE FUND

For the Eight Months Ended August 31, 2023  
UNAUDITED

	2023 Amended Budget	Actual	Variance Favorable (Unfavorable)	Percent of Budget (YTD 58%)
<b>REVENUE</b>				
Water Revenue	\$ 1,156,000	\$ 773,245	\$ (382,755)	67%
Water Fees	55,000	37,405	(17,595)	68%
Water Taps	100,000	8,271	(91,729)	8%
Late Fees/ Service Fees	14,000	12,522	(1,478)	89%
Water Meters	3,000	1,300	(1,700)	43%
ARP Funds	259,238	60,071	(199,167)	23%
Interest	14,000	19,920	5,920	142%
Miscellaneous	10,200	730	(9,470)	7%
Total Revenue	<u>\$ 1,611,438</u>	<u>\$ 913,464</u>	<u>\$ (697,974)</u>	<u>57%</u>
<b>EXPENDITURES</b>				
Salaries and Benefits	\$ 562,906	\$ 252,994	\$ 309,912	45%
Professional Services	183,225	79,799	103,426	44%
Administrative	200,570	105,535	95,035	53%
Operations	222,270	105,089	117,181	47%
Capital	388,525	60,071	328,454	15%
Debt Service	183,229	91,570	91,659	50%
Total Expenditures	<u>\$ 1,740,725</u>	<u>\$ 695,058</u>	<u>\$ 1,045,667</u>	<u>40%</u>
<b>EXCESS OF REVENUE OVER (UNDER)</b>				
<b>EXPENDITURES</b>	<u>\$ (129,287)</u>	<u>\$ 218,406</u>	<u>\$ 347,693</u>	
<b>FUNDS AVAILABLE - BEGINNING OF YEAR</b>				
		<u>\$ 958,494</u>		
<b>FUNDS AVAILABLE - END OF YEAR</b>				
		<u>\$ 1,176,900</u>		
<b>Less:</b>				
Restricted:				
Operating Reserve - 3 months (CWR&PDA Loan Requirement)		(236,018)	<i>Note 1</i>	
Water Loan Reserve		(207,812)		
Water Reserve - 2010		<u>(187,581)</u>		
<b>FUNDS AVAILABLE - END OF YEAR - Unrestricted</b>				
		<u><u>\$ 545,489</u></u>		

*Note 1: A 12 Month Operating Reserve would be Optimum*

# CONSERVATION TRUST FUND

August 2023





# TOWN OF PALMER LAKE

## STATEMENT OF REVENUE, EXPENDITURES AND CHANGES IN FUND BALANCE - BUDGET AND ACTUAL CONSERVATION TRUST FUND

For the Eight Months Ended August 31, 2023

UNAUDITED

	2023 Adopted Budget	Actual	Variance Favorable (Unfavorable)	Percent of Budget (YTD 58%)
<b>REVENUE</b>				
State Shared Revenue	\$ 36,140	\$ 19,573	\$ (16,567)	54%
Interest/Miscellaneous income	400	940	540	235%
<b>Total Revenue</b>	<b>\$ 36,540</b>	<b>\$ 20,513</b>	<b>\$ (16,027)</b>	<b>56%</b>
<b>EXPENDITURES</b>				
Salaries and Benefits	\$ 20,866	\$ -	\$ 20,866	0%
Administrative	15,674	3,559	12,115	23%
<b>Total Expenditures</b>	<b>\$ 36,540</b>	<b>\$ 3,559</b>	<b>\$ 32,981</b>	<b>10%</b>
<b>NET CHANGE IN FUND BALANCE</b>	<b>\$ -</b>	<b>\$ 16,954</b>	<b>\$ 16,954</b>	
<b>FUND BALANCE - BEGINNING OF YEAR</b>		<b>\$ 37,609</b>		
<b>FUND BALANCE - END OF YEAR - Restricted</b>		<b>\$ 54,563</b>		

# GRANTS AND DONATIONS

August 2023




# GRANTS & DONATIONS SCHEDULE

*For Information Purposes Only*

	<b>2023 Budget</b>	<b>8.31.23 Actual</b>
<b>REVENUE</b>		
Colo. State Historical Society ADA Door	\$ 42,000	\$ -
Police Donations/ Grants	5,000	10,150
CDOT PL Elementary Road Improvement	145,682	16,061
Fire Mitigation Grant	-	48,721
CDOT Overlay Maint.	200,000	-
Parks Donations/ Grants	2,500	2,340
Total Revenue	<u>\$ 395,182</u>	<u>\$ 77,272</u>
<b>EXPENDITURES</b>		
General Administrative		
Colo. State Historical Society ADA Door	\$ 42,000	\$ -
Total General Administrative Expenditures	<u>\$ 42,000</u>	<u>\$ -</u>
Police Department Expenditures		
Grant Expense	\$ 5,000	\$ 7,271
Total Police Department Expenditures	<u>\$ 5,000</u>	<u>\$ 7,271</u>
Fire Department Expenditures		
Grants Expense	\$ -	\$ 541
Total Fire Department Expenditures	<u>\$ -</u>	<u>\$ 541</u>
Roads Department Expenditures		
CDOT Overlay Maint.	\$ 200,000	\$ 241,940
CDOT PL Elementary Road Improvements	145,682	25,900
Total Roads Department Expenditures	<u>\$ 345,682</u>	<u>\$ 267,840</u>
Parks Department Expenditures		
Parks Committee (donations)	\$ 2,500	\$ 2,172
Total Parks Department Expenditures	<u>\$ 2,500</u>	<u>\$ 2,172</u>
Total Expenditures	<u>\$ 395,182</u>	<u>\$ 277,824</u>
<b>REVENUE OVER/(UNDER) EXPENDITURES</b>	<u>\$ -</u>	<u>\$ (200,552)</u>

# Check Register

August 2023



Ranges: From: To: From: To:  
 Check Number First Last Check Date 8/1/2023 8/31/2023  
 Vendor ID First Last Checkbook ID First Last  
 Vendor Name First Last

Sorted By: Check Number

\* Voided Checks

Check Number	Vendor ID	Vendor Check Name	Check Date	Checkbook ID	Audit Trail Code	Amount
* 49079	AIRGAS	AIRGAS USA, LLC	8/8/2023	COBANK-CKG 9495	PMCHK00000114	\$116.48
* 49079	AIRGAS	AIRGAS USA, LLC	8/8/2023	COBANK-CKG 9495	PMCHK00000116	\$116.48
* 49080	AIRGAS	AIRGAS USA, LLC	8/8/2023	COBANK-CKG 9495	PMCHK00000114	\$116.48
49081	AIRGAS	AIRGAS USA, LLC	8/10/2023	COBANK-CKG 9495	PMCHK00000118	\$116.48
49082	AMCOBI	AmCobi	8/10/2023	COBANK-CKG 9495	PMCHK00000118	\$2,122.99
49083	AMYHUTSON	AMY HUTSON	8/10/2023	COBANK-CKG 9495	PMCHK00000118	\$75.00
49084	BOBCATOFThEROCK	BOBCAT OF THE ROCKIES	8/10/2023	COBANK-CKG 9495	PMCHK00000118	\$65.98
49085	CDPHE	CDPHE	8/10/2023	COBANK-CKG 9495	PMCHK00000118	\$820.00
49086	CITYOFFORTCOLLI	CITY OF FORT COLLINS	8/10/2023	COBANK-CKG 9495	PMCHK00000118	\$90.00
49087	COLORADODIVISIO	COLORADO DIVISION OF FIRE PREV	8/10/2023	COBANK-CKG 9495	PMCHK00000118	\$70.00
49088	COREANDMAIN	CORE & MAIN LLP	8/10/2023	COBANK-CKG 9495	PMCHK00000118	\$3,830.87
49089	COREELECTRICCOO	CORE ELECTRIC COOPERATIVE	8/10/2023	COBANK-CKG 9495	PMCHK00000118	\$6,672.23
49090	DPCINDUSTRIES	DPC INDUSTRIES, INC.	8/10/2023	COBANK-CKG 9495	PMCHK00000118	\$70.00
49091	EMERGENCYNETWOR	EMERGENCY NETWORK SECURITY SYS	8/10/2023	COBANK-CKG 9495	PMCHK00000118	\$414.30
49092	ECS	EMPLOYERS COUNCIL	8/10/2023	COBANK-CKG 9495	PMCHK00000118	\$108.25
49093	ENVIROTECH	ENVIROTECH SERVICES, INC.	8/10/2023	COBANK-CKG 9495	PMCHK00000118	\$4,602.24
49094	EVOQUA	EVOQUA WATER TECHNOLOGIES LLC	8/10/2023	COBANK-CKG 9495	PMCHK00000118	\$1,463.00
49095	FOUNTAINCREEKWA	Fountain Creek Watershed, Floo	8/10/2023	COBANK-CKG 9495	PMCHK00000118	\$1,287.00
49096	HACHCOMPANY	HACH COMPANY	8/10/2023	COBANK-CKG 9495	PMCHK00000118	\$12,356.00
49097	HOMEDEPOTCREDIT	HOME DEPOT CREDIT SERVICES	8/10/2023	COBANK-CKG 9495	PMCHK00000118	\$586.80
49098	IRENEJARAMILLO	IRENE JARAMILLO	8/10/2023	COBANK-CKG 9495	PMCHK00000118	\$125.00
49099	KELLYBOOKSLLC	KellyBooks LLC	8/10/2023	COBANK-CKG 9495	PMCHK00000118	\$3,018.75
49100	LYONSGADDIS	LYONS GADDIS	8/10/2023	COBANK-CKG 9495	PMCHK00000118	\$206.50
49101	MCKENNAWILDER	MCKENNA WILDER	8/10/2023	COBANK-CKG 9495	PMCHK00000118	\$75.00
49102	MEYER&SAMS,INC	MEYER & SAMS, INC. DBA GMS INC	8/10/2023	COBANK-CKG 9495	PMCHK00000118	\$3,222.65
49103	MUNSONLANDSCAPI	MUNSON LANDSCAPING & EXCAVATIN	8/10/2023	COBANK-CKG 9495	PMCHK00000118	\$6,462.50
49104	OREILLY	O'REILLY	8/10/2023	COBANK-CKG 9495	PMCHK00000118	\$286.42
49105	PIONEER	PIONEER	8/10/2023	COBANK-CKG 9495	PMCHK00000118	\$5,805.64
49106	RHINEHARTOIL	RHINEHART OIL CO., LLC	8/10/2023	COBANK-CKG 9495	PMCHK00000118	\$3,364.45
49107	SGS	SGS NORTH AMERICA, INC.	8/10/2023	COBANK-CKG 9495	PMCHK00000118	\$240.58
49108	ORCUTT,STEVE	STEVE ORCUTT	8/10/2023	COBANK-CKG 9495	PMCHK00000118	\$839.95
49109	T2SYSTEMS	T2 SYSTEMS CANADA INC.	8/10/2023	COBANK-CKG 9495	PMCHK00000118	\$70.00
49110	GAZETTE	THE GAZETTE	8/10/2023	COBANK-CKG 9495	PMCHK00000118	\$157.34
49111	TRILAKESMONUMEN	Tri-Lakes Monument Fire Protec	8/10/2023	COBANK-CKG 9495	PMCHK00000118	\$1,088.36
49112	UNCC	UTILITY NOTIFICATION CENTER OF	8/10/2023	COBANK-CKG 9495	PMCHK00000118	\$45.15
49113	WATTSUPFITTINGI	WATTS UPFITTING INC.	8/10/2023	COBANK-CKG 9495	PMCHK00000118	\$2,100.00
49114	RUSSERT, WAYNE	WAYNE RUSSERT	8/10/2023	COBANK-CKG 9495	PMCHK00000118	\$75.00
49115	WEARPARTS&EQUIP	Wear Parts & Equipment	8/10/2023	COBANK-CKG 9495	PMCHK00000118	\$1,281.56
49116	AMCOBIIT	AMCOBI	8/10/2023	COBANK-CKG 9495	PMCHK00000117	\$3,866.50
49117	COREANDMAIN	CORE & MAIN LLP	8/10/2023	COBANK-CKG 9495	PMCHK00000117	\$296.73
49118	BIBLICA	Biblica	8/22/2023	COBANK-CKG 9495	PMCHK00000119	\$100.00
* 49119	BNWCONTRACTING	BNW Contracting	8/22/2023	COBANK-CKG 9495	PMCHK00000119	\$75.00
* 49120	CENTURYLINK	CENTURYLINK	8/22/2023	COBANK-CKG 9495	PMCHK00000119	\$220.26
49121	CHAVEZCONSULTIN	CHAVEZ CONSULTING INC., LLC	8/22/2023	COBANK-CKG 9495	PMCHK00000119	\$225.00
* 49122	CKT	COMMON KNOWLEDGE TECHNOLOGY	8/22/2023	COBANK-CKG 9495	PMCHK00000119	\$2,348.00
49123	COMMUNITYMATTER	COMMUNITY MATTERS INSTITUTE	8/22/2023	COBANK-CKG 9495	PMCHK00000119	\$4,500.00
* 49124	COREANDMAIN	CORE & MAIN LLP	8/22/2023	COBANK-CKG 9495	PMCHK00000119	\$1,488.32
* 49125	DARCIEFARROW	Darcie Farrow	8/22/2023	COBANK-CKG 9495	PMCHK00000119	\$125.00
49126	DUKESELECTRIC	DUKES ELECTRIC, INC.	8/22/2023	COBANK-CKG 9495	PMCHK00000119	\$600.00
49127	EMERGENCYNETWOR	EMERGENCY NETWORK SECURITY SYS	8/22/2023	COBANK-CKG 9495	PMCHK00000119	\$32.03
49128	ESO	ESO SOLUTIONS, INC.	8/22/2023	COBANK-CKG 9495	PMCHK00000119	\$208.53
49129	INTELLICHOICE	Intellichoice, Inc.	8/22/2023	COBANK-CKG 9495	PMCHK00000119	\$2,140.37
49130	JAN-PROFRANCHIS	JAN-PRO FRANCHISE DEVELOPMENT	8/22/2023	COBANK-CKG 9495	PMCHK00000119	\$255.00
49131	LUMEN	LEVEL 3 COMMUNICATIONS, LLC	8/22/2023	COBANK-CKG 9495	PMCHK00000119	\$532.76
49132	NEWLIFECHURCH	New Life Church	8/22/2023	COBANK-CKG 9495	PMCHK00000119	\$75.00
49133	OREILLY	O'REILLY	12/22/2023	COBANK-CKG 9495	PMCHK00000119	\$27.42

\* Voided Checks


Check Number	Vendor ID	Vendor Check Name	Check Date	Checkbook ID	Audit Trail Code	Amount
49134	OASISLANDSCAPE	OASIS LANDSCAPE & IRRIGATION I	8/22/2023	COBANK-CKG 9495	PMCHK00000119	\$284.56
49135	PALMERLAKESANIT	PALMER LAKE SANITATION	8/22/2023	COBANK-CKG 9495	PMCHK00000119	\$1,659.48
49136	RHINEHARTOIL	RHINEHART OIL CO., LLC	8/22/2023	COBANK-CKG 9495	PMCHK00000119	\$58.88
49137	RICKAUSMUSTRUCK	RICK AUSMUS TRUCKING	8/22/2023	COBANK-CKG 9495	PMCHK00000119	\$1,564.28
49138	T2SYSTEMS	T2 SYSTEMS CANADA INC.	8/22/2023	COBANK-CKG 9495	PMCHK00000119	\$1,130.00
49139	COUNTYFIREPROTE	THE COUNTY FIRE PROTECTION GRO	8/22/2023	COBANK-CKG 9495	PMCHK00000119	\$909.37
49140	BNWCONTRACTING	BNW Contracting	8/23/2023	COBANK-CKG 9495	PMCHK00000120	\$75.00
49141	CENTURYLINK	CENTURYLINK	8/23/2023	COBANK-CKG 9495	PMCHK00000120	\$220.26
49142	CKT	COMMON KNOWLEDGE TECHNOLOGY	8/23/2023	COBANK-CKG 9495	PMCHK00000120	\$2,348.00
49143	COREANDMAIN	CORE & MAIN LLP	8/23/2023	COBANK-CKG 9495	PMCHK00000120	\$1,488.32
49144	DARCIEFARROW	Darcie Farrow	8/23/2023	COBANK-CKG 9495	PMCHK00000120	\$125.00
49145	BIGOTIRES	Big O Tires	8/28/2023	COBANK-CKG 9495	PMCHK00000121	\$2,195.55
49146	BRAINERDCHEMICA	BRAINERD CHEMICAL	8/28/2023	COBANK-CKG 9495	PMCHK00000121	\$1,444.19
* 49147	COLORADODIVISIO	COLORADO DIVISION OF FIRE PREV	8/28/2023	COBANK-CKG 9495	PMCHK00000121	\$60.00
* 49148	COLORADOSTORMWA	COLORADO STORMWATER COUNCIL	8/28/2023	COBANK-CKG 9495	PMCHK00000121	\$518.59
49149	DPCINDUSTRIES	DPC INDUSTRIES, INC.	8/28/2023	COBANK-CKG 9495	PMCHK00000121	\$70.00
49150	EVOQUA	EVOQUA WATER TECHNOLOGIES LLC	8/28/2023	COBANK-CKG 9495	PMCHK00000121	\$4,565.20
49151	GRAINGER	GRAINGER	8/28/2023	COBANK-CKG 9495	PMCHK00000121	\$1,697.59
49152	LEADENSCONTRACT	LEADENS CONTRACTING, INC.	8/28/2023	COBANK-CKG 9495	PMCHK00000121	\$500.00
49153	MONARCHMERCHANT	MONARCH MERCHANDISING	8/28/2023	COBANK-CKG 9495	PMCHK00000121	\$186.95
49154	OREILLY	O'REILLY	8/28/2023	COBANK-CKG 9495	PMCHK00000121	\$15.98
49155	PIKESPEAKSTATE	Pikes Peak State College	8/28/2023	COBANK-CKG 9495	PMCHK00000121	\$3,953.74
49156	PIONEER	PIONEER	8/28/2023	COBANK-CKG 9495	PMCHK00000121	\$407.19
49157	PLEDG	PLEDG	8/28/2023	COBANK-CKG 9495	PMCHK00000121	\$75.00
49158	REPUBLICSERVICE	REPUBLIC SERVICES #653	8/28/2023	COBANK-CKG 9495	PMCHK00000121	\$805.38
49159	SCHMIDTCONSTRUC	Schmidt Construction Company	8/28/2023	COBANK-CKG 9495	PMCHK00000121	\$199,921.68
49160	SPRINGSMOUNTAIN	Springs Mountain Water	8/28/2023	COBANK-CKG 9495	PMCHK00000121	\$66.93
49161	COLORADODIVISIO	COLORADO DIVISION OF FIRE PREV	8/28/2023	COBANK-CKG 9495	PMCHK00000122	\$60.00
49162	COLORADOSTORMWA	COLORADO STORMWATER COUNCIL	8/28/2023	COBANK-CKG 9495	PMCHK00000122	\$518.59

Total Checks: 85

Total Amount of Checks: \$302,422.45

# Voided Check Register

August 2023



Ranges: From: To:  
 Check Number First Last Check Date 8/1/2023 8/31/2023  
 Vendor ID First Last Checkbook ID First Last  
 Vendor Name First Last

Sorted By: Check Number

\* Voided Checks

Check Number	Vendor ID	Vendor Check Name	Check Date	Checkbook ID	Audit Trail Code	Amount
* 49079	AIRGAS	AIRGAS USA, LLC	8/8/2023	COBANK-CKG 9495	PMCHK00000114	\$116.48
* 49079	AIRGAS	AIRGAS USA, LLC	8/8/2023	COBANK-CKG 9495	PMCHK00000116	\$116.48
* 49080	AIRGAS	AIRGAS USA, LLC	8/8/2023	COBANK-CKG 9495	PMCHK00000114	\$116.48
* 49119	BNWCONTRACTING	BNW Contracting	8/22/2023	COBANK-CKG 9495	PMCHK00000119	\$75.00
* 49120	CENTURYLINK	CENTURYLINK	8/22/2023	COBANK-CKG 9495	PMCHK00000119	\$220.26
* 49122	CKT	COMMON KNOWLEDGE TECHNOLOGY	8/22/2023	COBANK-CKG 9495	PMCHK00000119	\$2,348.00
* 49124	COREANDMAIN	CORE & MAIN LLP	8/22/2023	COBANK-CKG 9495	PMCHK00000119	\$1,488.32
* 49125	DARCIEFARROW	Darcie Farrow	8/22/2023	COBANK-CKG 9495	PMCHK00000119	\$125.00
* 49147	COLORADODIVISIO	COLORADO DIVISION OF FIRE PREV	8/28/2023	COBANK-CKG 9495	PMCHK00000121	\$60.00
* 49148	COLORADOSTORMWA	COLORADO STORMWATER COUNCIL	8/28/2023	COBANK-CKG 9495	PMCHK00000121	\$518.59
-----						
Total Checks:	10			Total Amount of Checks:		\$0.00
						=====



# ACH Register

August 2023




Town of Palmer Lake  
 ACH REGISTER REPORT  
 Payables Management

	From:	To:
ACH Date	8/1/2023	8/31/2023
Checkbook ID	COBANK-CKG 9495	COBANK-CKG 9495

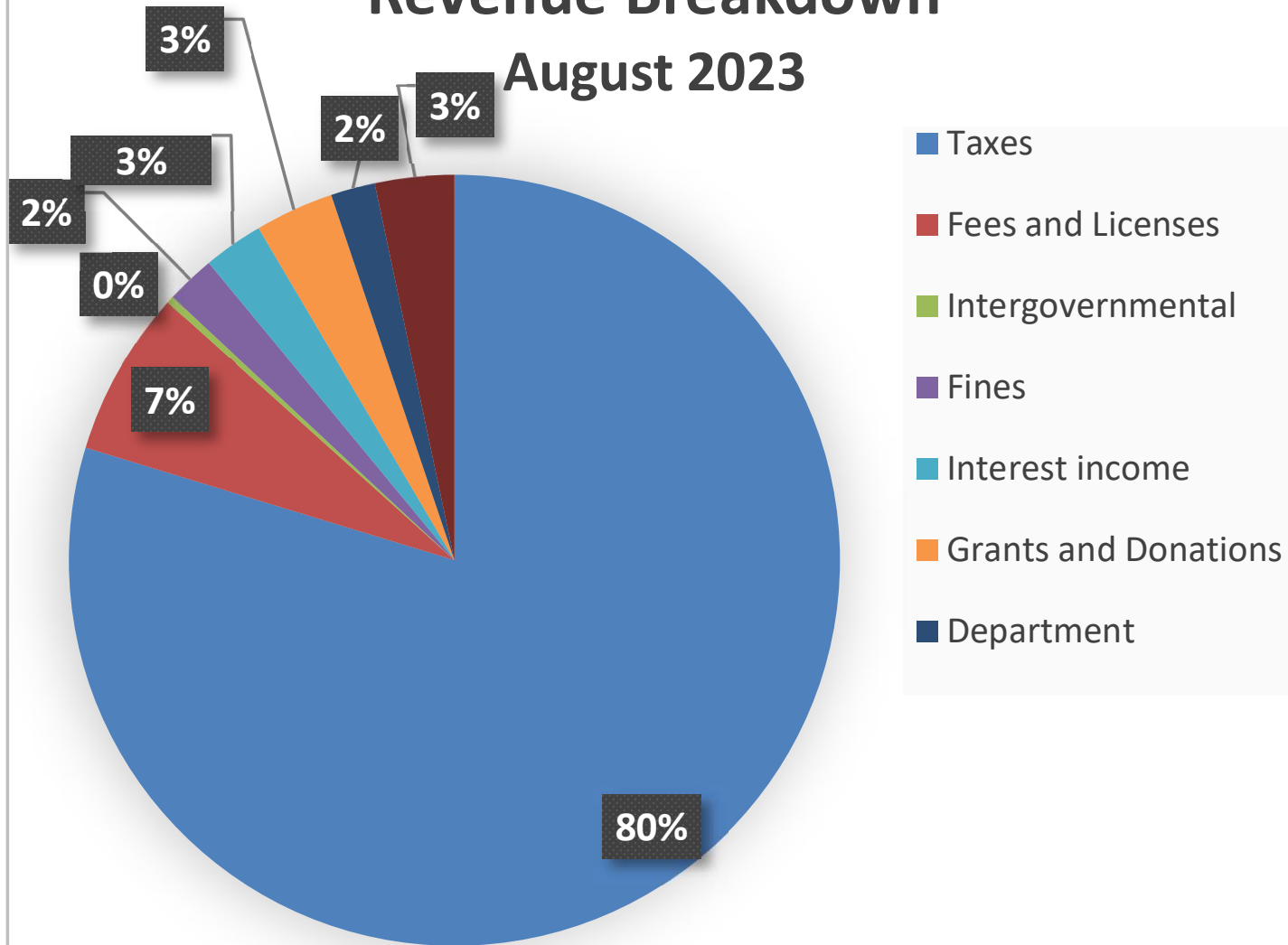
Sorted By: Date

Trx Date	Orig. Audit Trail	Distribution Reference	Orig. Master Number	Orig. Master Name	Amount
8/7/2023	CMTRX00000076	Bank Transaction Entry	WDL000000775	ABG	1,870.32
8/7/2023	CMTRX00000076	Bank Transaction Entry	WDL000000779	Humana	1,081.50
8/8/2023	CMTRX00000076	Bank Transaction Entry	WDL000000762	WEX	4,073.52
8/8/2023	CMTRX00000076	Bank Transaction Entry	WDL000000780	Health Equity	5.00
8/9/2023	CMTRX00000076	Bank Transaction Entry	WDL000000770	Black Hills	81.75
8/9/2023	CMTRX00000076	Bank Transaction Entry	WDL000000776	FPPA	6,670.38
8/10/2023	CMTRX00000077	Bank Transaction Entry	WDL000000782	Pinnacol Assurance	8,272.00
8/10/2023	CMTRX00000080	Bank Transaction Entry	WDL000000792	Paycom	60,734.98
8/14/2023	CMTRX00000076	Bank Transaction Entry	WDL000000763	Black Hills	25.05
8/14/2023	CMTRX00000076	Bank Transaction Entry	WDL000000764	Black Hills	20.14
8/14/2023	CMTRX00000076	Bank Transaction Entry	WDL000000765	Black Hills	20.14
8/14/2023	CMTRX00000076	Bank Transaction Entry	WDL000000766	Black Hills	58.55
8/14/2023	CMTRX00000076	Bank Transaction Entry	WDL000000767	Black Hills	36.48
8/14/2023	CMTRX00000076	Bank Transaction Entry	WDL000000768	Black Hills	29.95
8/23/2023	CMTRX00000076	Bank Transaction Entry	WDL000000777	FPPA	6,549.52
8/24/2023	CMTRX00000080	Bank Transaction Entry	WDL000000793	Paycom	58,368.32
8/28/2023	CMTRX00000077	Bank Transaction Entry	WDL000000781	Anthem	6,407.71
8/29/2023	CMTRX00000076	Bank Transaction Entry	WDL000000761	Pitney Bowes	440.94
8/30/2023	CMTRX00000076	Bank Transaction Entry	WDL000000774	ABG	2,003.59
8/31/2023	CMTRX00000076	Bank Transaction Entry	WDL000000759	Comcast	193.35
8/31/2023	CMTRX00000076	Bank Transaction Entry	WDL000000760	Xfinity	9.96
8/31/2023	CMTRX00000076	Bank Transaction Entry	WDL000000778	FPPA	6,088.22
<b>Total ACHs:</b>	<b>26</b>			<b>Total Amount of ACHs:</b>	<b>\$ 172,335.12</b>

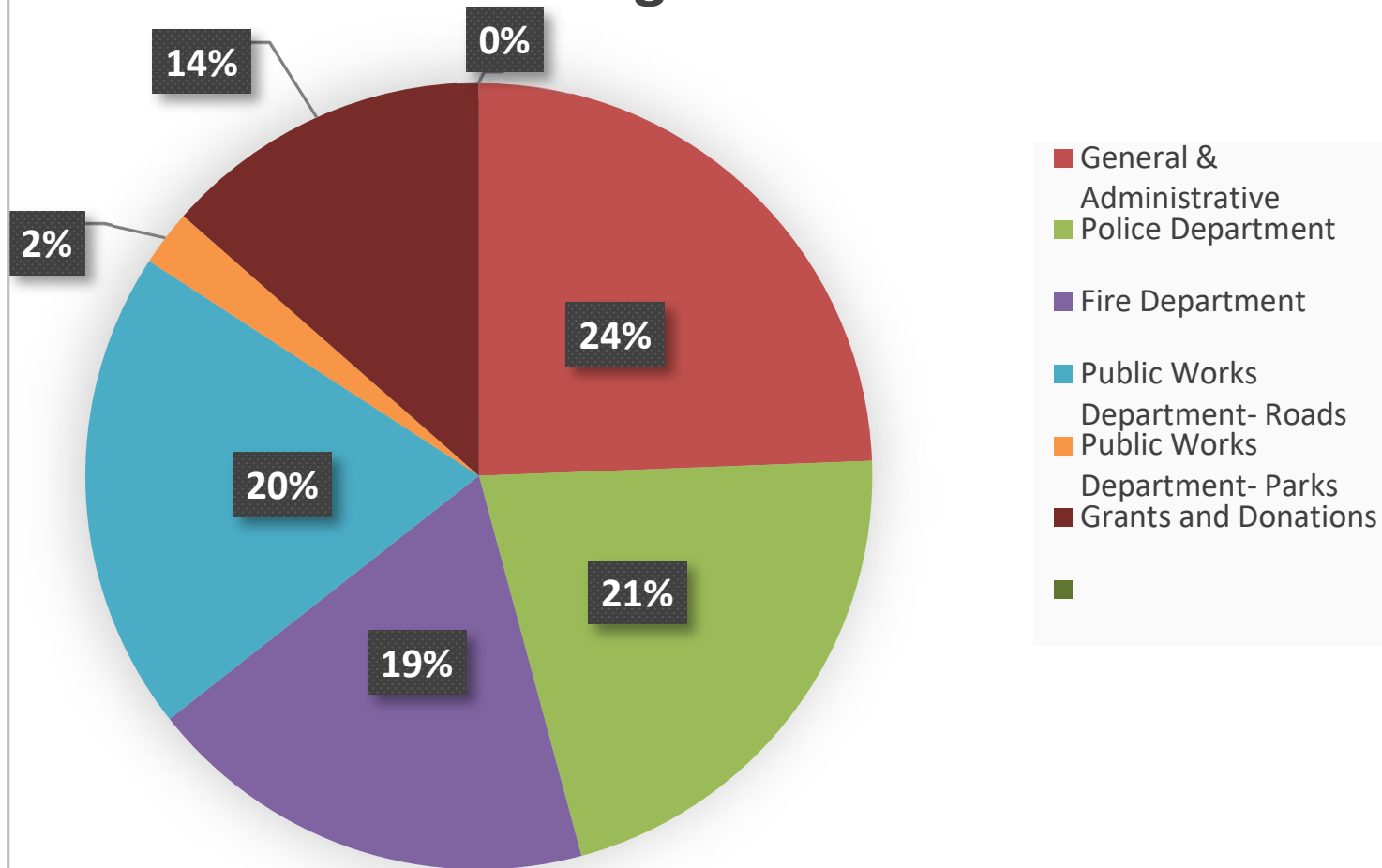
**CHARTS**  
**August 2023**



# General Fund Revenue Breakdown August 2023



# General Fund Expenditure Breakdown August 2023



# Water Enterprise Fund Expenditure Breakdown August 2023

