

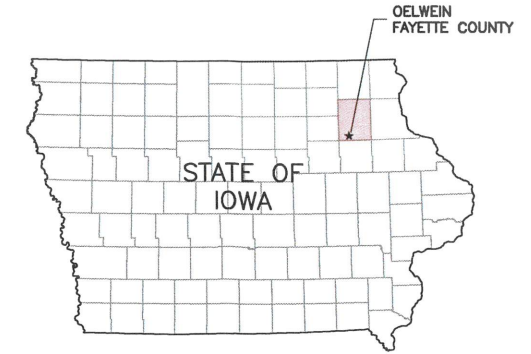
2024 STREET IMPROVEMENTS (1ST ST. NE, 12TH AVE. SE, S. FREDERICK AVE.)

FOR CITY OF OELWEIN OELWEIN, IOWA

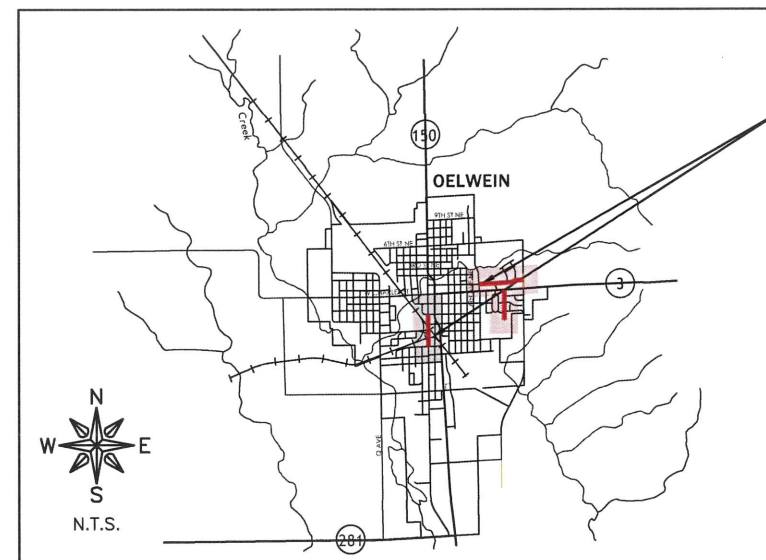
23-498

FAYETTE COUNTY

MARCH 2024



Sheet List Table	
Sheet Number	Sheet Title
A.01	TITLE
A.02	LEGEND
B.01	DETAILS
C.01	ESTIMATED QUANTITIES AND GENERAL NOTES
C.02	SUPPLEMENTAL SPECIFICATIONS
D.01	CURB AND GUTTER REPLACEMENT 1ST STREET NE - DIVISION 1
D.02	CURB AND GUTTER REPLACEMENT 1ST STREET NE - DIVISION 1
D.03	CURB AND GUTTER REPLACEMENT 1ST STREET NE - DIVISION 1
D.04	CURB AND GUTTER REPLACEMENT 12TH AVENUE SE - DIVISION 2
D.05	CURB AND GUTTER REPLACEMENT 12TH AVENUE SE - DIVISION 2
D.06	CURB AND GUTTER REPLACEMENT S FREDERICK AVENUE - DIVISION 3
D.07	CURB AND GUTTER REPLACEMENT S FREDERICK AVENUE - DIVISION 3
D.08	ASPHALT PAVING PLAN 1ST STREET NE - DIVISION 1
D.09	ASPHALT PAVING PLAN 1ST STREET NE - DIVISION 1
D.10	ASPHALT PAVING PLAN 1ST STREET NE - DIVISION 1
D.11	ASPHALT PAVING PLAN 12TH AVENUE SE - DIVISION 2
D.12	ASPHALT PAVING PLAN 12TH AVENUE SE - DIVISION 2
D.13	ASPHALT PAVING PLAN S. FREDERICK AVENUE - DIVISION 3
D.14	ASPHALT PAVING PLAN S. FREDERICK AVENUE - DIVISION 3
U.01	INTERSECTION - 1ST STREET NE AND 8TH AVENUE SE - DIVISION 1
U.02	DETAIL - 1ST STREET NE - DIVISION 1
U.03	DETAIL - 1ST STREET NE & ELMWOOD PKWY - DIVISION 1
U.04	DETAILS - S FREDERICK AVENUE - DIVISION 3
U.05	SUDAS DETAILS
U.06	SUDAS DETAILS



PROJECT
LOCATION

LOCATION MAP

OWNER/DEV	CITY OF OELWEIN
ADDRESS	20 2ND AVE. SW OELWEIN, IOWA 50662
P#	319-283-5440
F#	319-283-4032

CITY ADMINISTRATION	
MAYOR.....	BRETT DEVORE
COUNCIL MEMBERS.....	DAVID GARRIGUS
	DAVE LENZ
	LYNDA PAYNE
	ANTHONY RICCHIO
	KAREN SEEDERS
	MATT WEBER
CITY ADMINISTRATOR.....	DYLAN MULFINGER
CITY CLERK.....	BARBARA RIGDON

UTILITIES	
UTILITY TYPE	COMMON NAME
WATER & SEWER	OELWEIN, CITY OF
ELECTRIC	ALLIANT
TELEPHONE	CENTURY LINK
GAS	ALLIANT
CABLE	MEDIACOM


(CONTRACTOR TO BE RESPONSIBLE FOR COORDINATING ANY ADJUSTMENTS TO BE MADE.)

THE 2024 VERSION OF THE STATEWIDE URBAN STANDARD SPECIFICATIONS FOR PUBLIC IMPROVEMENTS, ALSO KNOWN AS SUDAS (2024), PLUS FEHR GRAHAM SUPPLEMENTAL SPECIFICATIONS AND SPECIAL PROVISIONS SHALL APPLY TO CONSTRUCTION WORK ON THIS PROJECT.



1-800-292-8989
www.iowaonecall.com

BID SET



I hereby certify that this engineering document was prepared by me or under my direct personal supervision and that I am a duly licensed Professional Engineer under the laws of the State of Iowa.

Jon S. Biederman, P.E.

License Number 13868

My license renewal date is December 31, 2024.

Pages or sheets covered by this seal: All

3/18/2024
Date

FEHR GRAHAM
ENGINEERING & ENVIRONMENTAL

ILLINOIS

IOWA

WISCONSIN

WEST UNION, IOWA
128 S VINE STREET
WEST UNION, IA 52175
P# (563) 422-5131

ORIGINAL SET FOR PROJECT: 23-498		DATE CREATED: 03/18/2024
REVISIONS		
REV. NO.	DESCRIPTION	DATE

ABBREVIATIONS

Table listing various engineering abbreviations such as ACI, AISC, ALT, ARCH, ASPH, ASTM, B, BFP, BIT, BLDG, BLK, BM, BOT, BSMT, BV, etc.

Table listing abbreviations for materials and construction details, including PE, PI, PL, PLG, PLP, PLYWD, PM, PR, PRC, PRESS, etc.

HATCH PATTERNS table showing patterns for Earth - Fill, Earth - Undisturbed, Rock (Geological), Stone or Rip Rap, Gravel, Concrete, Concrete Block, CMU, Asphalt Pavement, Brick, Steel, Insulation (Loose/Batt), Insulation (Rigid), Wood (Rough), Wood (Blocking), Wood (Finish), and Detectable Warning.

SYMBOLS

Main symbols section divided into CIVIL, WATER, STORM SEWER, EROSION CONTROL, SANITARY SEWER, UTILITY, and TRAFFIC RELATED. Each sub-section contains symbols for existing and proposed conditions, such as right-of-way lines, water services, storm sewer inlets, erosion control blankets, sanitary sewer lines, utility poles, and traffic signs.

FEHR GRAHAM ENGINEERING & ENVIRONMENTAL logo and contact information.

ILLINOIS
IOWA
WISCONSIN

OWNER/DEVELOPER:
CITY OF OELWEIN
20 2ND AVENUE SW
OELWEIN, IA 50662

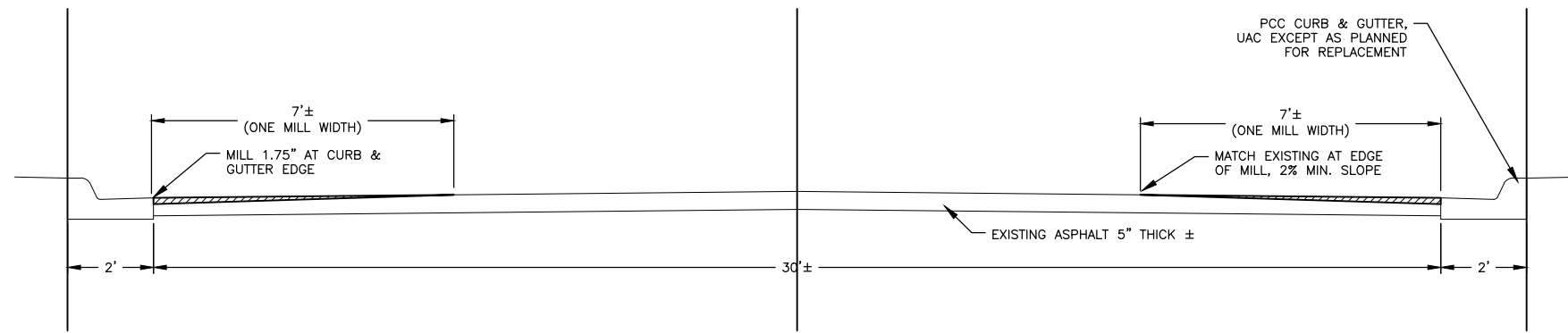
PROJECT AND LOCATION:
2024 STREET IMPROVEMENTS
(1ST ST. NE, 12TH AVE. SE,
S. FREDERICK AVE.)
OELWEIN, IOWA

DRAWN BY: JRA
APPROVED BY: JSB
DATE: 03/18/2024
SCALE: AS NOTED

REVISIONS table with columns for REV. NO., DESCRIPTION, and DATE.

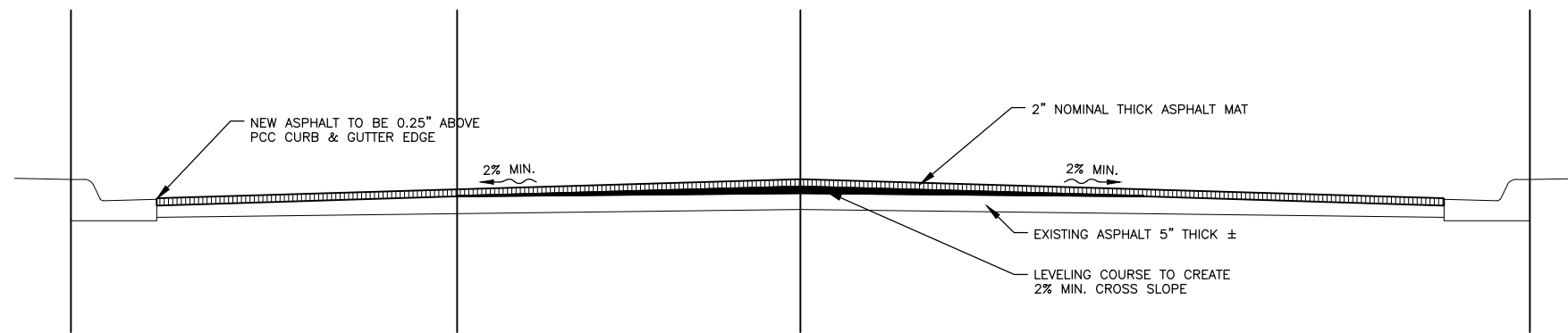
DRAWING: LEGEND
SET TYPE: BID SET
G:\CSD\23\23-498\Plans\23-498 PLANS.dwg, A.02

JOB NUMBER: 23-498
SHEET NUMBER: A.02



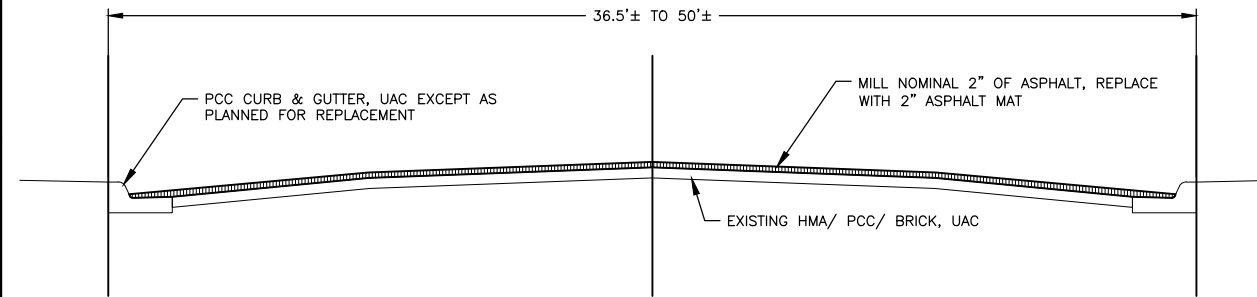
MILLING, TYPICAL CROSS SECTION - FIRST STREET NE/ TWELFTH AVENUE SE (DIVISION 1 & 2)

NTS



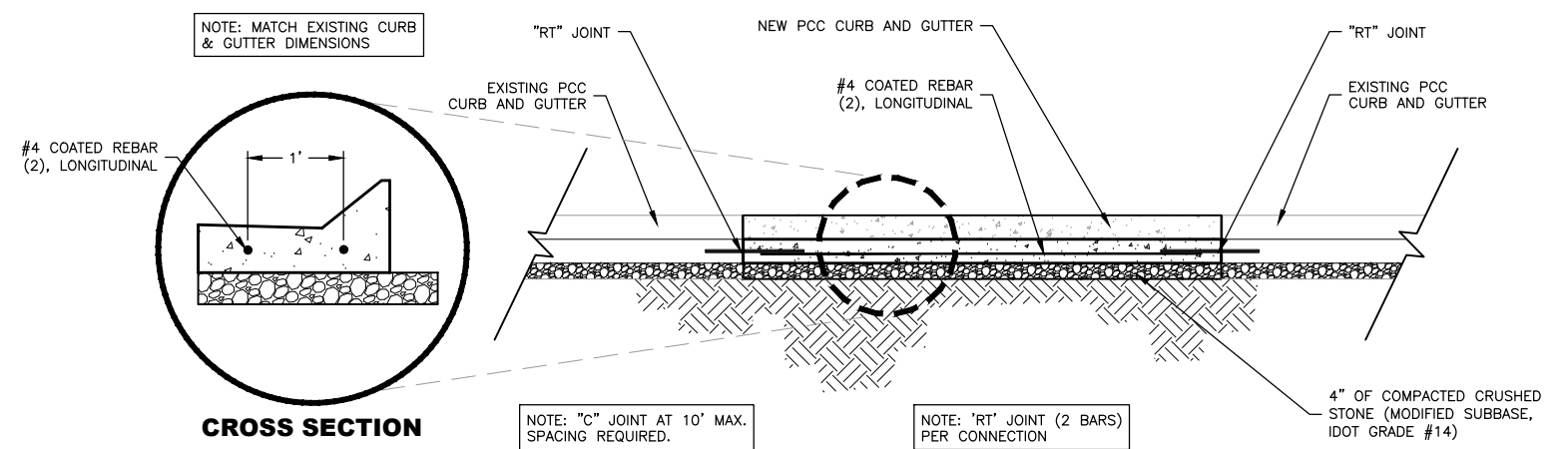
TYPICAL CROSS SECTION - FIRST STREET NE/ TWELFTH AVENUE SE (DIVISION 1 & 2)

NTS



TYPICAL CROSS SECTION - S. FREDERICK AVENUE (DIVISION 3)

NTS



CROSS SECTION

NOTE: "C" JOINT AT 10' MAX. SPACING REQUIRED.

NOTE: "RT" JOINT (2 BARS) PER CONNECTION

CURB AND GUTTER REPAIR DETAIL

NTS

REVISIONS		
REV. NO.	DESCRIPTION	DATE

ESTIMATED QUANTITIES

DIVISION 1 - FIRST STREET NORTHEAST

NO.	CODE	DESCRIPTION	QUANTITY	UNIT
1	2010-D-3	TOPSOIL, OFF-SITE	50	CY
2	2010-E	EXCAVATION, CLASS 10	240	CY
3	2010-J	SUBBASE, CRUSHED STONE, CLASS A, 4" THICK	220.0	TON
4	2010-J	SUBBASE, CRUSHED STONE, MACADAM, 8" THICK	185.0	TON
5	5020-F	VALVE BOX ADJUSTMENT, MINOR	5	EA
6	6010-E-1	MANHOLE ADJUSTMENT, MINOR	8	EA
7	6010-E-2	INTAKE ADJUSTMENT, MINOR	1	EA
8	7010-A	PAVEMENT, PCC, 7" THICK	31.3	SY
9	7010-A	PAVEMENT, PCC, 7" THICK, REINFORCED	98.5	SY
10	7010-E	CURB AND GUTTER, PCC, 24" WIDE	1201.3	LF
11	7020-A	PAVEMENT, ASPHALT, LEVELING COURSE	350.0	TON
12	7020-B	PAVEMENT, ASPHALT, 2" THICK, BASE COURSE	53.0	TON
13	7020-B	PAVEMENT, ASPHALT, 2" THICK INTERMEDIATE COURSE	53.0	TON
14	7020-B	PAVEMENT, ASPHALT, 2" THICK, SURFACE COURSE	1124.0	TON
15	7030-A-1	REMOVAL OF SIDEWALK	19.5	SY
16	7030-A-2	REMOVAL OF SHARED USE PATH	34.6	SY
17	7030-A-3	REMOVAL OF DRIVEWAY	30.9	SY
18	7030-C	SHARED USE PATH, PCC, 6" THICK	34.6	SY
19	7030-E	SIDEWALK, PCC, 5" THICK	25.0	SY
20	7030-G	DETECTABLE WARNING	69.5	SF
21	7030-H-1	DRIVEWAY, PAVED, PCC, 6" THICK, REINFORCED	30.9	SY
22	7040-G	MILLING	3754.2	SY
23	7040-H	PAVEMENT REMOVAL, PCC	101.5	SY
24	7040-H	PAVEMENT REMOVAL, ASPHALT	506.4	SY
25	7040-I	CURB AND GUTTER REMOVAL	1024.6	LF
26	8030-A	TEMPORARY TRAFFIC CONTROL	1	LS
27	9010-A	CONVENTIONAL SEEDING, FERTILIZING, AND MULCHING	0.10	AC
28	11,020-A	MOBILIZATION	1	LS

DIVISION 2 - TWELFTH AVENUE SOUTHEAST

NO.	CODE	DESCRIPTION	QUANTITY	UNIT
1	2010-D-3	TOPSOIL, OFF-SITE	50	CY
2	2010-E	EXCAVATION, CLASS 10	41	CY
3	2010-J	SUBBASE, CRUSHED STONE, CLASS A, 4" THICK	85.0	TON
4	5020-F	VALVE BOX ADJUSTMENT, MINOR	10	EA
5	6010-E-1	MANHOLE ADJUSTMENT, MINOR	9	EA
6	6010-E-2	INTAKE ADJUSTMENT, MINOR	2	EA
7	7010-E	CURB AND GUTTER, PCC, 24" WIDE	1015.0	LF
8	7020-A	PAVEMENT, ASPHALT, LEVELING COURSE	175.0	TON
9	7020-B	PAVEMENT, ASPHALT, 2" THICK, SURFACE COURSE	662.0	TON
10	7030-A-3	REMOVAL OF DRIVEWAY	49.8	SY
11	7030-H-1	DRIVEWAY, PAVED, PCC, 6" THICK, REINFORCED	49.8	SY
12	7040-G	MILLING	2660.0	SY
13	7040-I	CURB AND GUTTER REMOVAL	1015.0	LF
14	8030-A	TEMPORARY TRAFFIC CONTROL	1	LS
15	9010-A	CONVENTIONAL SEEDING, FERTILIZING, AND MULCHING	0.10	AC
16	11,020-A	MOBILIZATION	1	LS

ESTIMATED QUANTITIES - CONTINUED

DIVISION 3 - SOUTH FREDERICK AVENUE

NO.	CODE	DESCRIPTION	QUANTITY	UNIT
1	2010-D-3	TOPSOIL, OFF-SITE	15	CY
2	2010-E	EXCAVATION, CLASS 10	20	CY
3	2010-J	SUBBASE, CRUSHED STONE, CLASS A, 4" THICK	55.0	TON
4	2010-J	SUBBASE, CRUSHED STONE, MACADAM, 8" THICK	10.0	TON
5	6010-E-1	MANHOLE ADJUSTMENT, MINOR	12	EA
6	6010-E-2	INTAKE ADJUSTMENT, MINOR	1	EA
7	7010-E	CURB AND GUTTER, PCC, 30" WIDE	365.7	LF
8	7020-A	PAVEMENT, ASPHALT, LEVELING COURSE	150.0	TON
9	7020-B	PAVEMENT, ASPHALT, 2" THICK, BASE COURSE	3.0	TON
10	7020-B	PAVEMENT, ASPHALT, 2" THICK INTERMEDIATE COURSE	3.0	TON
11	7020-B	PAVEMENT, ASPHALT, 2" THICK, SURFACE COURSE	868.0	TON
12	7030-A-1	REMOVAL OF SIDEWALK	51.2	SY
13	7030-A-3	REMOVAL OF DRIVEWAY	10.7	SY
14	7030-E	SIDEWALK, PCC, 5" THICK	53.8	SY
15	7030-G	DETECTABLE WARNING	26.0	SF
16	7040-G	MILLING	6428.6	SY
17	7040-I	CURB AND GUTTER REMOVAL	365.7	LF
18	8030-A	TEMPORARY TRAFFIC CONTROL	1	LS

PROJECT SUMMARY

THIS PROJECT WILL RESURFACE THREE STREETS IN THE CITY OF OELWEIN, SPECIFICALLY: FIRST STREET NORTHEAST, 12TH AVENUE SOUTHEAST, AND SOUTH FREDERICK AVENUE. EACH STREET IS LISTED AS A SEPARATE DIVISION IN THE PLANS. THIS IS ONLY TO KEEP QUANTITIES ORGANIZED PER STREET, THERE WILL BE ONE CONTRACT AWARDED FOR THIS PROJECT WITH ALL DIVISIONS COMBINED.

FIRST STREET NORTHEAST AND 12TH AVENUE SOUTHEAST WILL HAVE CURB AND GUTTER SPOT REPLACEMENT WHERE NECESSARY, ASPHALT MILLING ALONG EXISTING CURB AND GUTTER INNER EDGE AND AT STREET CONNECTION, AND NEW 2" THICK ASPHALT MAT. A LEVELING COURSE WILL BE ADDED WHERE NECESSARY TO PROVIDE MINIMUM 2% CROSS SLOPE. PEDESTRIAN RAMP RECONSTRUCTION IS INCLUDED. THERE IS A SMALL SECTION OF COREOUT WITH NEW CRUSHED STONE BASE AND ASPHALT SURFACING.

SOUTH FREDERICK AVENUE WILL BE MILLED AND HAVE A NEW 2" THICK ASPHALT MAT. SOME CURB AND GUTTER WILL BE REPLACED WHERE NECESSARY.

MANHOLE AND WATER VALVES WILL BE ADJUSTED TO THE FINISHED SURFACE THROUGHOUT THE PROJECT.

GENERAL NOTES

- ALL WORK SHALL CONFORM TO AND BE PERFORMED IN ACCORDANCE WITH ALL APPLICABLE CODES AND ORDINANCES.
- THE URBAN STANDARD SPECIFICATIONS FOR PUBLIC IMPROVEMENTS (SUDAS), 2024 EDITION PLUS SUPPLEMENTAL SPECIFICATIONS AND SPECIAL PROVISIONS AS PREPARED BY FEHR GRAHAM SHALL BE CONSIDERED A PART OF THESE DOCUMENTS AS IF BOUND HEREIN.
- THE QUANTITIES INDICATED ON THE PROPOSAL FORM ARE APPROXIMATE ONLY, AND DO NOT CONSTITUTE A WARRANTY OR GUARANTEE BY THE JURISDICTION AS TO THE ACTUAL QUANTITIES INVOLVED IN THE WORK. SUCH QUANTITIES ARE TO BE USED FOR THE PURPOSE OF COMPARISON OF BIDS AND DETERMINING THE AMOUNT OF BID SECURITY, CONTRACT, AND PERFORMANCE, PAYMENT, AND MAINTENANCE BOND. IN THE EVENT OF DISCREPANCIES BETWEEN UNIT PRICES AND UNIT PRICE EXTENSIONS LISTED IN A BIDDER'S PROPOSAL, UNIT PRICES SHALL GOVERN AND UNIT PRICE EXTENSIONS SHALL BE CORRECTED, AS NECESSARY, FOR AGREEMENT WITH UNIT PRICES. THE JURISDICTION EXPRESSLY RESERVES THE RIGHT TO INCREASE OR DECREASE THE QUANTITIES DURING CONSTRUCTION, AND TO MAKE REASONABLE CHANGES IN DESIGN, PROVIDED SUCH CHANGES DO NOT MATERIALLY CHANGE THE INTENT OF THE CONTRACT. THE AMOUNT OF WORK TO BE PAID FOR SHALL BE BASED UPON THE ACTUAL QUANTITIES PERFORMED.
- CONSTRUCTION SURVEY FOR THIS PROJECT TO BE PROVIDED BY THE OWNER. THE CONTRACTOR IS REQUIRED TO PROVIDE MINIMUM OF TWO BUSINESS DAYS' NOTICE TO THE ENGINEER WHEN REQUESTING STAKES. OR CONTRACTOR.
- THE CONTRACTOR SHALL NOTIFY ALL APPROPRIATE ENGINEERING DEPARTMENTS AND UTILITY COMPANIES PRIOR TO CONSTRUCTION. ALL NECESSARY PRECAUTIONS SHALL BE TAKEN TO AVOID DAMAGE TO ANY EXISTING UTILITY. IOWA CODE 480, UNDERGROUND FACILITIES INFORMATION, REQUIRES NOTICE TO IOWA ONE CALL (1-800-292-8989) NOT LESS THAN 48 HOURS BEFORE EXCAVATION, EXCLUDING WEEKENDS AND LEGAL HOLIDAYS.
- THE LOCATION OF EXISTING UNDERGROUND UTILITIES AND ROCK ELEVATIONS ARE SHOWN IN AN APPROXIMATE WAY ONLY AND HAVE NOT BEEN INDEPENDENTLY VERIFIED BY THE OWNER OR ITS REPRESENTATIVE. THE CONTRACTOR SHALL DETERMINE THE EXACT LOCATION OF ALL EXISTING UTILITIES AND ROCK ELEVATIONS BEFORE COMMENCING WORK, AND AGREES TO BE FULLY RESPONSIBLE FOR ANY AND ALL DAMAGES WHICH MIGHT BE OCCASIONED BY THE CONTRACTOR'S FAILURE TO LOCATE AND PRESERVE ANY AND ALL UNDERGROUND UTILITIES AND ROCK ELEVATIONS.
- THE CONTRACTOR SHALL VISIT THE SITE AND INSPECT THE PROJECT AREA AND BECOME THOROUGHLY FAMILIAR WITH THE ACTUAL JOB CONDITIONS PRIOR TO BIDDING AND THE START OF ANY WORK. FAILURE TO VISIT THE SITE SHALL NOT RELIEVE THE CONTRACTOR FROM PERFORMING THE WORK IN ACCORDANCE WITH THESE DRAWINGS.
- THE CONTRACTOR SHALL VERIFY AT THE SITE, ALL DIMENSIONS AND CONDITIONS SHOWN ON THE DRAWINGS, AND SHALL NOTIFY THE ENGINEER OF ANY DISCREPANCIES, OMISSIONS, AND/OR CONFLICT PRIOR TO PROCEEDING WITH THE WORK.
- THE CONTRACTOR SHALL NOT SCALE DRAWINGS. DIMENSIONS SHALL GOVERN. LARGE SCALE DRAWINGS SHALL GOVERN OVER SMALL SCALE DRAWINGS. NOTES AND DETAILS ON THE DRAWINGS SHALL APPLY TO ALL SIMILAR CONDITIONS WHETHER THEY ARE REPEATED OR NOT.
- THE CONTRACTOR SHALL BE RESPONSIBLE FOR ANY DAMAGE TO EXISTING FACILITIES OUTSIDE THE CONSTRUCTION LIMITS RESULTING FROM NEGLIGENCE.
- CONTRACTOR SHALL PROTECT EXISTING FACILITIES, BUILDINGS, AND OTHER APPURTENANCES NOT TO BE REMOVED FROM THE SITE DURING THE CONSTRUCTION ACTIVITIES.
- CONTRACTOR SHALL CONFINE HIS WORK TO THE CONSTRUCTION LIMITS AND EASEMENTS. IF THE CONTRACTOR OBTAINS ADDITIONAL EASEMENT FOR THE STORAGE OF EQUIPMENT AND MATERIALS, COPIES OF THE AGREEMENTS WITH THE PROPERTY OWNERS SHALL BE PROVIDED TO THE OWNER.
- CONTRACTOR SHALL SUBMIT A DETAILED CONSTRUCTION SCHEDULE AND STAGING PLAN A MINIMUM OF TWO (2) DAYS PRIOR TO THE PRECONSTRUCTION MEETING.
- CONTRACTOR SHALL BE RESPONSIBLE TO MAINTAIN ACCESS TO INDIVIDUAL PROPERTIES DURING CONSTRUCTION WHENEVER PRACTICAL. CONTRACTOR SHALL NOTIFY RESIDENTS OF ACCESS RESTRICTIONS MINIMUM OF 24 HOURS PRIOR TO REMOVAL OF EXISTING ACCESS.
- CONTRACTOR SHALL SUBMIT FOR ACCEPTANCE WORK PLANS AND SCHEDULES FOR ACCOMPLISHMENT OF TEMPORARY AND PERMANENT EROSION CONTROL PRIOR TO THE START OF CONSTRUCTION.
- CONTRACTOR SHALL COORDINATE TEMPORARY DISRUPTION OF UTILITY SERVICES WITH THE CITY OF OELWEIN, AFFECTED UTILITY COMPANIES AND/OR AFFECTED PROPERTY OWNERS WHEN RELOCATING EXISTING FACILITIES, CONNECTING TO EXISTING FACILITIES AND PLACING NEW SERVICES.



ILLINOIS
IOWA
WISCONSIN

OWNER/DEVELOPER:
CITY OF OELWEIN
20 2ND AVENUE SW
OELWEIN, IA 50662

PROJECT AND LOCATION:
2024 STREET IMPROVEMENTS
(1ST ST. NE, 12TH AVE. SE,
S. FREDERICK AVE.)
OELWEIN, IOWA

DRAWN BY: JRA
APPROVED BY: JSB
DATE: 03/18/2024
SCALE: AS NOTED

REVISIONS		
REV. NO.	DESCRIPTION	DATE

DRAWING:
ESTIMATED QUANTITIES AND GENERAL NOTES

SET TYPE: BID SET
G:\C30\23\23-498\Plans\23-498 PLANS.dwg, C01

JOB NUMBER:
23-498

SHEET NUMBER:
C.01

DIVISION 1 - GENERAL PROVISIONS AND COVENANTS

SECTION 1010

1.03 - DEFINITIONS AND TERMS

JURISDICTION: The Jurisdiction is the City of Oelwein. Any reference to either shall be considered one in the same.

SECTION 1020

1.14 - OPENING OF PROPOSALS

Only bid totals will be made publicly available at and immediately after the bid opening. An itemized bid tabulation will be made publicly available for interested parties after the project has been awarded by the Owner.

SECTION 1030

1.02 - RELEASE OF BID SECURITY

A. The Jurisdiction shall retain the bid security of the lowest three bidders. The bid securities of the three lowest bidders will be released after the Jurisdiction's approval of the contract executed by the lowest responsive, responsible bidder.

SECTION 1040

1.05 - PLANS

SUDAS Standard Specifications apply. In addition to section 1040-1.05 the following apply.

- A. Contractor's bids shall be based on the final Plans and any addendum received.
B. No CAD files or electronic surface information will be available for bidding or construction purposes.

1.06 - INCREASE OR DECREASE OF WORK

B. Quantity change, regardless of the percentage increase or decrease of the total bid, shall not affect the unit bid price of that item.

1.14-MUNICIPAL TERMINATION FOR CONVENIENCE CLAUSE

The Jurisdiction, by written notice, may terminate this contract, in whole or in part, when it is in the Jurisdiction's interest. If this contract is terminated, the rights, duties, and obligations of the parties, including compensation to the Contractor, shall be as agreed as follows: a reasonable proration compensating contractor for work performed as determined by the Jurisdiction's engineer following the notice and procedure outlined herein.

- A. Stop work as specified in the notice.
B. Place no further subcontracts or orders (referred to as subcontracts in this clause) for materials, services, or facilities, except as necessary to complete the continued portion of the contract.
C. Terminate all subcontracts to the extent they relate to the work terminated.
D. Assign to the Jurisdiction, all right, title, and interest of the Contractor under the subcontracts terminated, in which case the Government shall have the right to settle or to pay any termination settlement proposal arising out of those terminations.
E. With approval or ratification to the extent required by the Jurisdiction, settle all outstanding liabilities and termination settlement proposals arising from the termination of subcontracts; the approval or ratification will be final for purposes of this clause.

F. As directed by the Jurisdiction, transfer title and deliver to the Government--

- 1. The fabricated or unfabricated parts, work in process, completed work, supplies, and other material produced or acquired for the work terminated.
2. The completed or partially completed plans, drawings, information, and other property that, if the contract had been completed, would be required to be furnished to the Government.
G. Complete performance of the work not terminated.

H. Take any action that may be necessary, or that the Jurisdiction may direct, for the protection and preservation of the property related to this contract that is in the possession of the Contractor and in which the Jurisdiction has or may acquire an interest.

- I. Use its best efforts to sell, as directed or authorized by the Jurisdiction, any property of the types referred to in this termination for convenience clause; provided, however, that the Contractor
1. is not required to extend credit to any purchaser
2. may acquire the property under the conditions prescribed by, and at prices approved by, the Jurisdiction. The proceeds of any transfer or disposition will be applied to reduce any payments to be made by the Government under this contract, credited to the price or cost of the work, or paid in any other manner directed by the Jurisdiction.

J. The Contractor shall submit complete termination inventory schedules no later than 120 days from the effective date of termination, unless extended in writing by the Jurisdiction upon written request of the Contractor within this 120-day period.

K. After termination, the Contractor shall submit a final termination settlement proposal to the Jurisdiction. The Contractor shall submit the proposal promptly, but no later than 1 year from the effective date of termination, unless extended in writing by the Jurisdiction upon written request of the Contractor within this 1-year period. However, if the Jurisdiction determines that the facts justify it, a termination settlement proposal may be received and acted on after 1 year or any extension. If the Contractor fails to submit the proposal within the time allowed, the Jurisdiction Officer may determine, on the basis of information available, the amount, if any, due the Contractor because of the termination and shall pay the amount determined.

L. After receipt of the final termination proposal, the proposal will be reviewed by the Jurisdiction's engineer, and a final determination recommendation by the engineer shall be final and agreed to settlement.

M. If the termination is partial, the Contractor may file a proposal with the Jurisdiction for an equitable adjustment of the price(s) of the continued portion of the contract. The Jurisdiction shall make any equitable adjustment agreed upon. Any proposal by the Contractor for an equitable adjustment under this clause shall be requested within 90 days from the effective date of termination unless extended in writing by the Jurisdiction.

SECTION 1050

1.03 - COOPERATION BY THE CONTRACTOR - SPECIAL ATTENTION TO THIS SECTION IS REQUESTED OF ALL BIDDING CONTRACTORS

1.10 - LINE AND GRADE STAKES

A. The Contractor is required to provide minimum of two business days' notice to the Engineer when requesting stakes.

1.12 - SALVAGE

A. Asphalt millings are to remain the property of the City of Oelwein and shall be hauled and stockpiled behind the City of Oelwein water shop located on 4th Street Southwest by the contractor. All PCC removals shall become the property of the contractor and shall be properly disposed of.

SECTION 1060

1.04 - STORAGE OF MATERIALS

The City of Oelwein Street shop located on 4th Street Southwest may be used as a staging area for storage of equipment and materials for this project. Contractor shall return area to a condition similar to that prior to construction. This includes, but is not limited to: smoothing any ruts, removing all trash and debris, and reseeding the area. No payment will be made for work or materials required to return staging area to preconstruction condition.

SECTION 1070

2.02 - CONVENIENCE AND SAFETY - SPECIAL ATTENTION TO THIS SECTION IS REQUESTED OF ALL BIDDING CONTRACTORS

C. Work shall be completed in a manner that will cause the least inconvenience and annoyance to the public and property owners abutting the work area and shall provide access to the abutting property to the greatest extent practicable. Contractor shall notify property owners a minimum of 48 hours in advance when access will be restricted to their properties.

2.06 - TRAFFIC CONTROL

A. 3. Traffic Control shall be paid for by lump sum per Division as specified in section 8030 and shall include any and all traffic control used on the Project, per Division, as outlined in section 8030, including but not limited to flaggers, pilot cars, signs, barricades, safety closures, etc., if necessary. The Contractor shall take full responsibility for Traffic Control and hold the Jurisdiction, IDOT (as appropriate) and the Jurisdictional Engineer harmless. City of Oelwein will be obtaining a Work in Right of Way permit from the Iowa Department of Transportation for work within Iowa Highway 3 right of way, for 12th Avenue SE. Contractor shall follow all requirements of the permit.

2.13 - BORROW AND WASTE SITES

A. Contractor shall secure and operate, at its own expense, sites for disposal of class 12 rock excavation, structures, PCC, and rubbish and debris. As described above, asphalt millings shall be salvaged for the City of Oelwein.

3.01 - PERFORMANCE, PAYMENT, AND MAINTENANCE BOND

B. Products and Completed Operations shall be maintained for the duration of the work; and shall be further maintained for a minimum period of two (2) years after final acceptance and payment.

3.02 - INSURANCE REQUIREMENTS

- C. 2. j. Not Applicable.
6. Additional Insured Endorsements -
c. See Section 1070, Part 3.06 for information on all required endorsements which include naming of the Jurisdiction as an additional insured, cancellation and material change endorsement, and Nonwaiver of Governmental Immunity.

3.05 - PROPERTY INSURANCE - NOT APPLICABLE

SECTION 1080

1.01 - SUBLETTING OR ASSIGNMENT OF CONTRACT

A. The percentage of work to be completed by the contractor is waived on this project due to the types of work required.

1.02 - CONTRACT TIME

A. 3. Contractor shall fully complete the project by August 30, 2024.

SECTION 1090

1.05 - PROGRESS PAYMENTS

D. Partial pay estimates shall be submitted by the Contractor to the Engineer by the Thursday following the last Saturday of the month for work completed through the last Saturday of the month.

DIVISION 2 - EARTHWORK

SECTION 2010

1.03 - SUBMITTALS

A. The Jurisdictional Engineer hereby requests that all materials to be incorporated into the work have certifications furnished which show that the materials comply with Specifications prior to any construction.

1.08 - MEASUREMENT AND PAYMENT

- D. 3. C. Existing topsoil is to be carefully salvaged and spread upon completion of street repair/construction, no separate payment. Topsoil shall be imported only if a shortage of existing topsoil is found. Removing and disposing of suitable topsoil is not an acceptable reason for importing topsoil.
E. 1.b. No additional measurements will be made; payment quantity shall be Plan quantity.
3. f. Excavation shall include subgrade preparation at no additional cost.
3. g. Contractor to complete proof rolling as required in Part 3.06, B. No additional payment will be made for proof rolling, as it shall be incidental to the Excavation bid item.
G. 2. No separate payment shall be made for Subgrade Preparation as it shall be incidental to the Excavation.
J. Subbase:
1. Measurement shall be by the ton of material placed based on weight tickets. Placement beyond that indicated in the Plans or as directed by the Engineer will be measured and converted to tons using a factor of 140 lbs./cu.ft. and deducted from the weight indicated by the ticket totals.

2.04 - FOUNDATION MATERIALS

- C. Subgrade Treatment:
5. Geogrid: B. Triangular: Required for any geogrid used for this project.
6. Geotextiles: Engineering fabric shall follow Iowa DOT Specification 4196.01-B-3.

3.04 - EMBANKMENT CONSTRUCTION

E. Type A Compaction required for all embankment construction and subgrade preparation.

3.06 - SUBGRADE PREPARATION

A. A disk of the size indicated in Section 2010, Part 3.04, C. 4 shall be used to turn and mix all soils in cut or fill sections. Type A Compaction required for all subgrade preparation.

DIVISION 5 - WATER MAINS AND APPURTENANCES

SECTION 5020

1.08 - MEASUREMENT AND PAYMENT

F. VALVE BOX ADJUSTMENT, MINOR

- 1. Measurement: Each valve box adjusted within asphalt surface shall be counted.
2. Payment: Payment shall be made at the unit price for each valve box adjusted.
3. Includes: Unit price includes, but is not limited to, adjusting valve box to finished grade and providing PCC boxout, reinforced, as detailed in Plans.

DIVISION 6 - STRUCTURES FOR SANITARY AND STORM

SECTION 6010

1.03 - SUBMITTALS

The Jurisdictional Engineer hereby requests that all materials to be incorporated into the work have certifications furnished which show that the materials comply with Specifications prior to any construction.

1.08 - MEASUREMENT AND PAYMENT

- E. 1. c. Also includes PCC boxout, square, circular or hexagonal.
2.10 - CASTINGS (RING, COVER, GRATE, AND EXTENSIONS)
E. 4. Manhole casting Types A or B shall be used with asphalt surfacing as per Table 6010.03. Manhole castings Types B and D shall be used with PCC surfaces, including castings in concrete box outs as per Table 6010.03.
2.11 - CHIMNEY SEAL - REQUIRED
A. 1. Use external seal on sanitary manholes with Type A & C castings under unpaved areas.
4. Use internal seal on sanitary manholes with Type B & D castings or Type A & C castings under paved areas.

DIVISION 7 - STREETS & RELATED WORK

SECTION 7010

1.03 - SUBMITTALS

All submittals listed in the standard specifications shall be provided.
D. Certified plant inspection by the Contractor is NOT required on this project.
Standard Iowa DOT plant report forms shall be completed by the Contractor/Supplier and submitted to the Jurisdictional Engineer weekly. Iowa DOT Standard form 830212 for ready mix concrete (load tickets) shall be completed for each load for collection at the grade.
E. 3. Bid quantity includes an additional 50LF for both Division 1 and 2 and an additional 25 LF for Division 3 for construction adjustment. Actual quantity placed will be paid.

1.08 - MEASUREMENT AND PAYMENT

- E. 3. Includes reinforcement for tying existing curb and gutter to new curb and gutter per plan detail.
I. 1. Contractor will not be required to perform Plastic Concrete testing. Air, Slump, Cylinders, and/or Beams to be completed by the Jurisdictional Engineer. Contractor shall provide materials for these tests.
2. No additional payment will be made for maturity testing, as this shall be incidental to the PCC pavement bid item.
3. Jurisdictional Engineer reserves the right to require thickness cores if paving operations or edge thickness indicate a thickness deficiency. If cores not required, this bid item will be deleted.

2.01 - MATERIALS

J. 1. Class 3 durability ONLY for this project.

2.02 - MIX DESIGN

A. 1. Minimum compressive strength shall be 4,500 psi at 28 days. Contractor may use Class M, C-SUD, or CV-SUD mixes, but no additional payment shall be made for these mixes.

3.02 - PAVEMENT CONSTRUCTION

C. 3. Construct boxouts where allowed for later adjustment of fixtures. See Figure 7010.103 for the size and shape of the boxout. Square, Circular, or Hexagonal boxouts shall be used for Types A and C castings unless otherwise directed by the Engineer.

SECTION 7020

1.03 - SUBMITTALS

All submittals listed in the standard specifications shall be provided.

1.08 - MEASUREMENT AND PAYMENT

A. 3. Bid quantity is increased by 20% from calculated total, payment will be actual quantity placed.

2.01 - ASPHALT MATERIALS

Use the following mix for all asphalt on this project:

HMA Standard Traffic (ST), 1/2", PG 58-28S

SECTION 7030

1.08 - MEASUREMENT AND PAYMENT

- H. 1. c. Excavation and crushed stone base is paid separately and not included in the driveway bid item.
I. Contractor will not be required to perform Plastic Concrete testing. Air, Slump, Cylinders, and/or Beams to be completed by the Jurisdictional Engineer. Contractor shall provide materials for these tests with no additional payment.

2.01 - PORTLAND CEMENT CONCRETE MIX

A. Class C, 4,500 psi at 28 days compressive strength required.

2.07 - DETECTABLE WARNINGS

A. Detectable warnings shall be pre-manufactured panels. Panels shall be uncoated cast iron.

3.04 - PCC RECREATIONAL TRAILS, SIDEWALKS, AND DRIVEWAYS

- F. 2. b. 3. All transverse contraction joints shall be sawed. Joints may be sawed as soon as concrete has hardened sufficiently to allow sawing without raveling, moving of aggregate, or scuffing the finished surface, but within 24 hours of placement. Joints may be sawed with a 1/8 inch blade saw to a depth of 1/3 the pavement thickness. Use a straightedge if joints are sawed with a hand-held saw.
3. b. 2. All longitudinal contraction joints shall be sawed. Joints may be sawed with a 1/8 inch blade to a depth of 1/3 the pavement thickness. Use a straightedge if joints are sawed with a hand-held saw.
5. b. Sealing of expansion and isolation joints is required (all expansion joints on project). Trim preformed joint material to a depth of 1/2 inch below the concrete surface. Ensure the joint is clean and dry. Install joint sealant per manufacturer's recommendations.

SECTION 7040

1.08 - MEASUREMENT AND PAYMENT

- A. 4. Epoxy coated reinforcement throughout patch, with size and spacing matching existing, shall be placed in addition to tie and dowel bars. Thickness of patch surfacing shall be a minimum of 1" greater than existing, or as specified on the Plans.
I. 3. Bid quantity includes an additional 50LF for both Division 1 and 2 and an additional 25 LF for Division 3 for construction adjustment. Actual quantity removed will be paid.

DIVISION 9 - SITE WORK & LANDSCAPING

SECTION 9010

1.02 - DESCRIPTION OF WORK

Completed installation shall include preparation of the seedbed, furnishing and installing seed, fertilizer and mulch, maintenance, and guarantee for completed seeded areas.

1.07 - SPECIAL REQUIREMENTS

- A. Warranty is required and is incidental to the seeding bid item. No separate bid item is allowed. Warranty is for only permanent seeding within the dates for each variety specified per Section 9010, 2.02.
B. Warranty period is two full years from acceptance.

1.08 - MEASUREMENT AND PAYMENT

- A. 1. Seeding for a completed installation shall be measured in acres, of accepted seeding within the contract or easement limits. Seeding items include supplying and applying proper seed, fertilizer, and mulch. Different payment for method of application will not be allowed. At the Contractor's option, Hydraulic or Pneumatic Seeding may be used, but will not be paid separately.
6. Fertilizing shall be incidental to the seeding bid item and will not be paid separately.
7. Mulching shall be incidental to the seeding bid item and will not be paid separately.
E. Warranty for seeding, fertilizing, and mulching is required but is incidental to the seeding bid item. Warranty period shall be for two full years from the date of acceptance. No separate bid item is allowed.

2.02 - SEED MIXTURES

All seeding shall be Type 1 (Permanent Lawn Mixture).

3.08 - RE-SEEDING

A. When all work related to seeding on an area has been completed but is washed out or damaged prior to final acceptance of the seeding area, the area shall be reseeded, re-fertilized, and remulched without additional compensation.

3.10 - ACCEPTANCE AND WARRANTY

- B. 1. Required but incidental to the seeding bid item and shall not be paid separately.
2. The warranty period is twenty-four months beginning on the date of acceptance.



ILLINOIS
IOWA
WISCONSIN

OWNER/DEVELOPER:

CITY OF OELWEIN
20 2ND AVENUE SW
OELWEIN, IA 50662

PROJECT AND LOCATION:

2024 STREET IMPROVEMENTS
(1ST ST. NE, 12TH AVE. SE,
S. FREDERICK AVE.)
OELWEIN, IOWA

DRAWN BY: JRA
APPROVED BY: JSB
DATE: 03/18/2024
SCALE: AS NOTED

Table with 3 columns: REV. NO., DESCRIPTION, DATE

DRAWING:

SUPPLEMENTAL SPECIFICATIONS

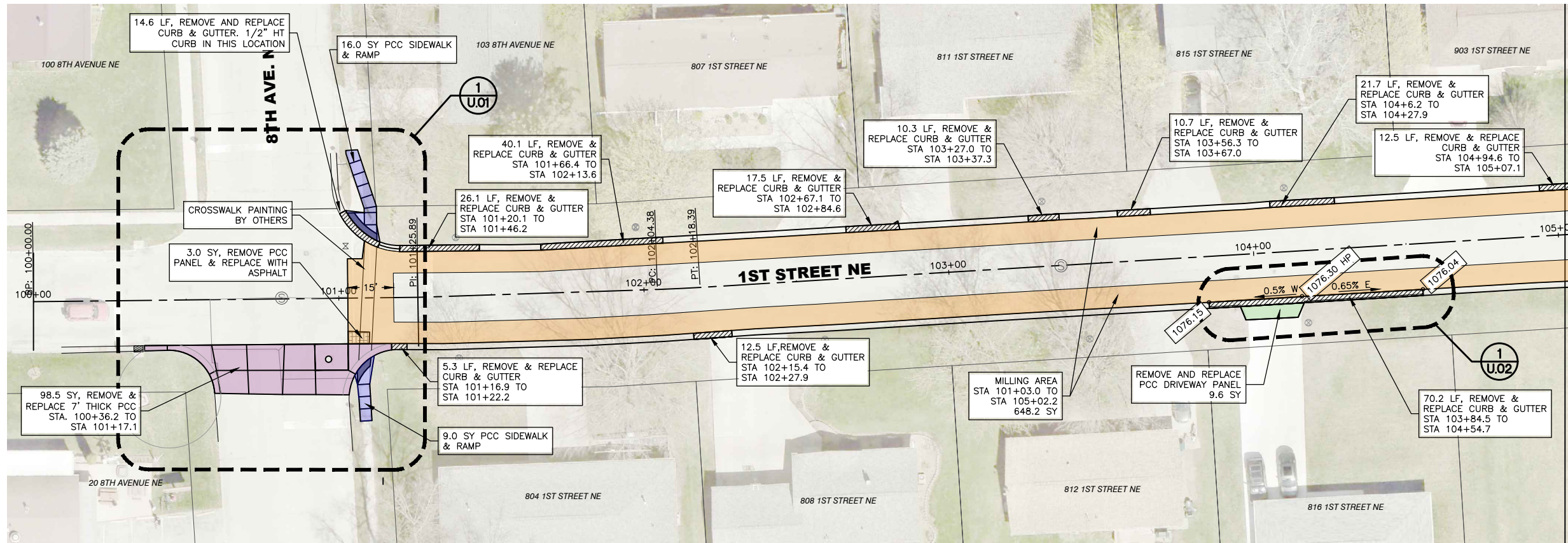
SET TYPE: BID SET
G:\C30\23\23-498\Plans\23-498 PLANS.dwg, C02

JOB NUMBER:

23-498

SHEET NUMBER:

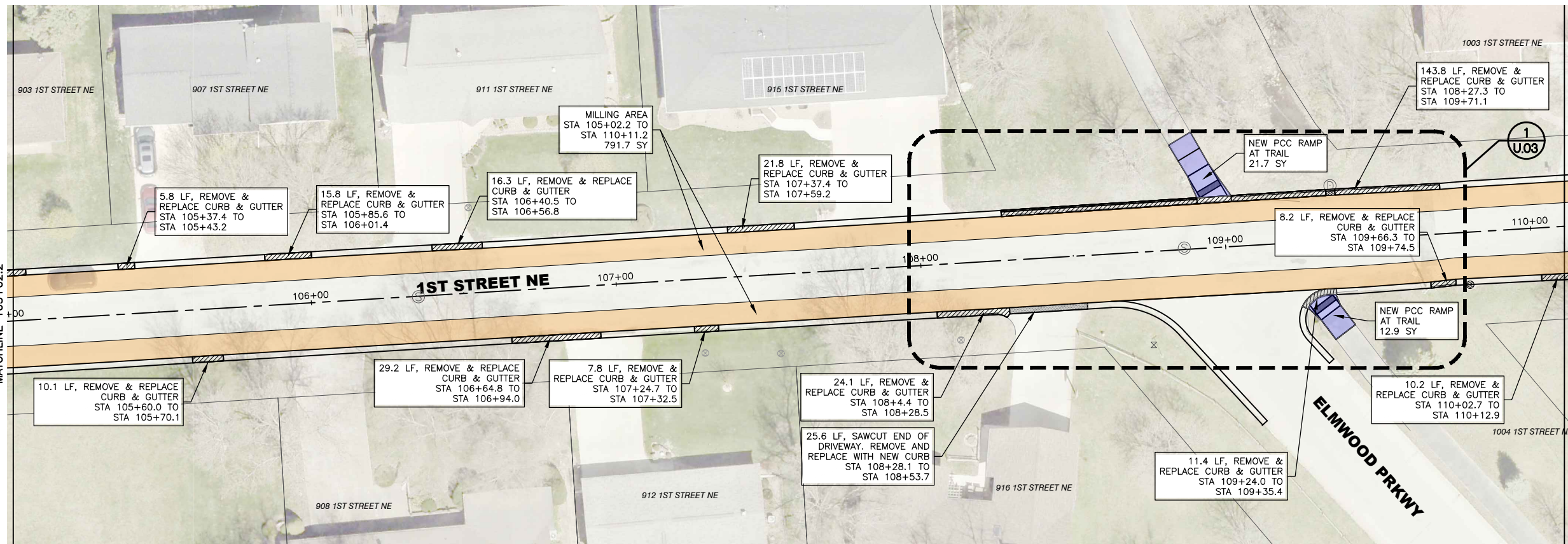
C.02



LEGEND

- CURB & GUTTER TO BE REMOVED
- CURB & GUTTER TO BE REMOVED AND REPLACED
- NEW CURB & GUTTER
- CORE-OUT AREA
- REMOVE AND REPLACE ASPHALT
- REMOVE & REPLACE PCC DRIVEWAY PANEL
- REMOVE & REPLACE 7" THICK PCC ROAD PANEL
- REMOVE & REPLACE PCC SIDEWALK/RAMP
- MILLING AREA

20 0 20 40 60 FEET



NOTES

1. PCC SIDEWALKS SHALL BE 5" THICK.
2. PCC DRIVEWAYS SHALL BE 6" THICK, REINFORCED WITH #4 COATED REBAR AT 24" BOTH WAYS.

20 0 20 40 60 FEET

FEHR GRAHAM
ENGINEERING & ENVIRONMENTAL

ILLINOIS
IOWA
WISCONSIN

OWNER/DEVELOPER:
CITY OF OELWEIN
20 2ND AVENUE SW
OELWEIN, IA 50662

PROJECT AND LOCATION:
2024 STREET IMPROVEMENTS
(1ST ST. NE, 12TH AVE. SE,
S. FREDERICK AVE.)
OELWEIN, IOWA

DRAWN BY: JRA
APPROVED BY: JSB
DATE: 03/18/2024
SCALE: AS NOTED

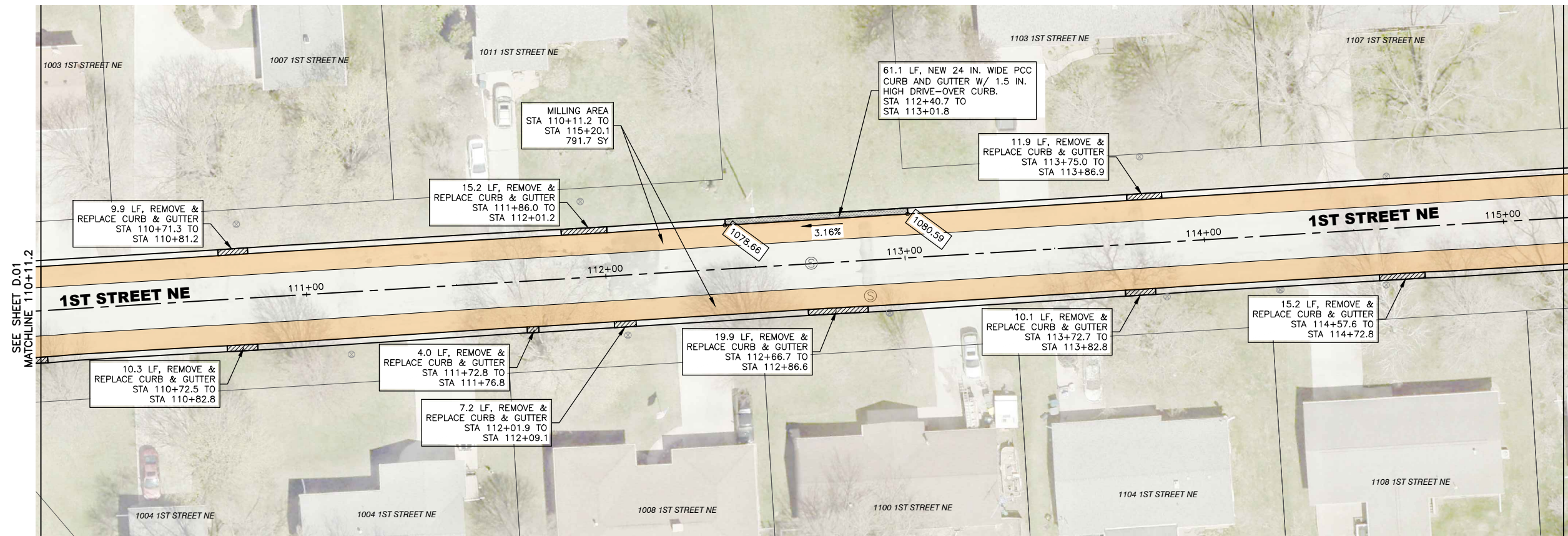
REVISIONS		
REV. NO.	DESCRIPTION	DATE

DRAWING:
CURB AND GUTTER REPLACEMENT
1ST STREET NE - DIVISION 1

SET TYPE: BID SET
G:\30\23\23-498\23-498-DESIGN.dwg, D.01

JOB NUMBER:
23-498

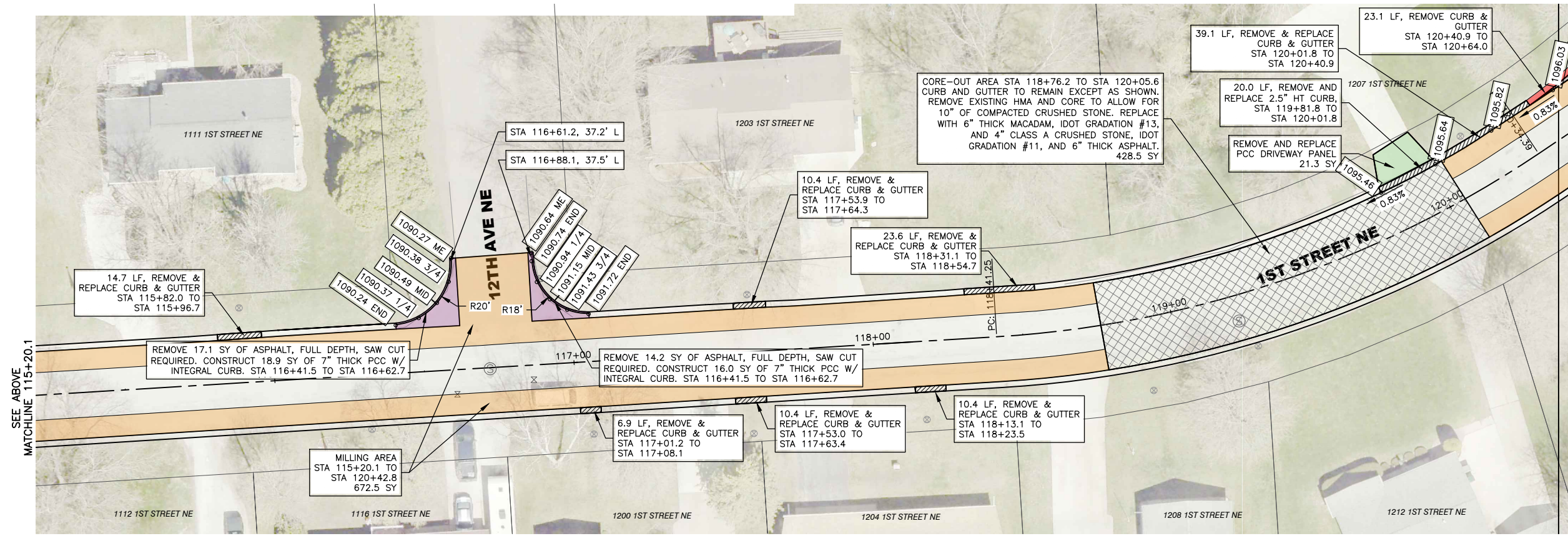
SHEET NUMBER:
D.01



LEGEND

- CURB & GUTTER TO BE REMOVED
- CURB & GUTTER TO BE REMOVED AND REPLACED
- NEW CURB & GUTTER
- CORE-OUT AREA
- REMOVE AND REPLACE ASPHALT
- REMOVE & REPLACE PCC DRIVEWAY PANEL
- REMOVE & REPLACE 7" THICK PCC ROAD PANEL
- REMOVE & REPLACE PCC SIDEWALK/RAMP
- MILLING AREA

20 0 20 40 60 FEET



NOTES

1. PCC SIDEWALKS SHALL BE 5" THICK.
2. PCC DRIVEWAYS SHALL BE 6" THICK, REINFORCED WITH #4 COATED REBAR AT 24" BOTH WAYS.

20 0 20 40 60 FEET

FEHR GRAHAM
ENGINEERING & ENVIRONMENTAL

ILLINOIS
IOWA
WISCONSIN

OWNER/DEVELOPER:
CITY OF OELWEIN
20 2ND AVENUE SW
OELWEIN, IA 50662

PROJECT AND LOCATION:
2024 STREET IMPROVEMENTS
(1ST ST. NE, 12TH AVE. SE,
S. FREDERICK AVE.)
OELWEIN, IOWA

DRAWN BY: JRA
APPROVED BY: JSB
DATE: 03/18/2024
SCALE: AS NOTED

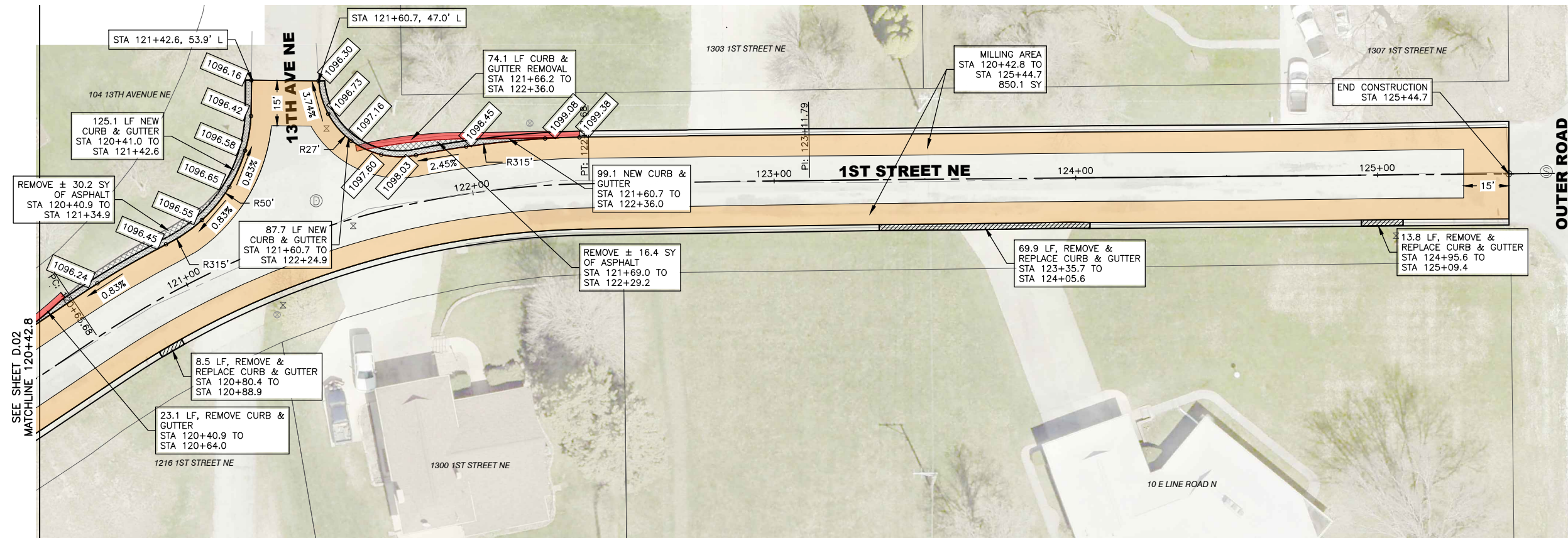
REVISIONS		
REV. NO.	DESCRIPTION	DATE

DRAWING:
CURB AND GUTTER REPLACEMENT
1ST STREET NE - DIVISION 1

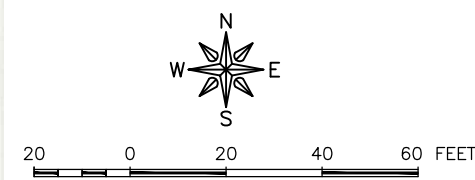
SET TYPE: BID SET
G:\C30\23\23-498\23-498-DESIGN.dwg, D.02

JOB NUMBER:
23-498

SHEET NUMBER:
D.02



- LEGEND**
- CURB & GUTTER TO BE REMOVED
 - CURB & GUTTER TO BE REMOVED AND REPLACED
 - NEW CURB & GUTTER
 - CORE-OUT AREA
 - REMOVE AND REPLACE ASPHALT
 - REMOVE & REPLACE PCC DRIVEWAY PANEL
 - REMOVE & REPLACE 7" THICK PCC ROAD PANEL
 - REMOVE & REPLACE PCC SIDEWALK/RAMP
 - MILLING AREA



FEHR GRAHAM
ENGINEERING & ENVIRONMENTAL

ILLINOIS
IOWA
WISCONSIN

OWNER/DEVELOPER:
CITY OF OELWEIN
20 2ND AVENUE SW
OELWEIN, IA 50662

PROJECT AND LOCATION:
2024 STREET IMPROVEMENTS
(1ST ST. NE, 12TH AVE. SE,
S. FREDERICK AVE.)
OELWEIN, IOWA

DRAWN BY: JRA
APPROVED BY: JSB
DATE: 03/18/2024
SCALE: AS NOTED

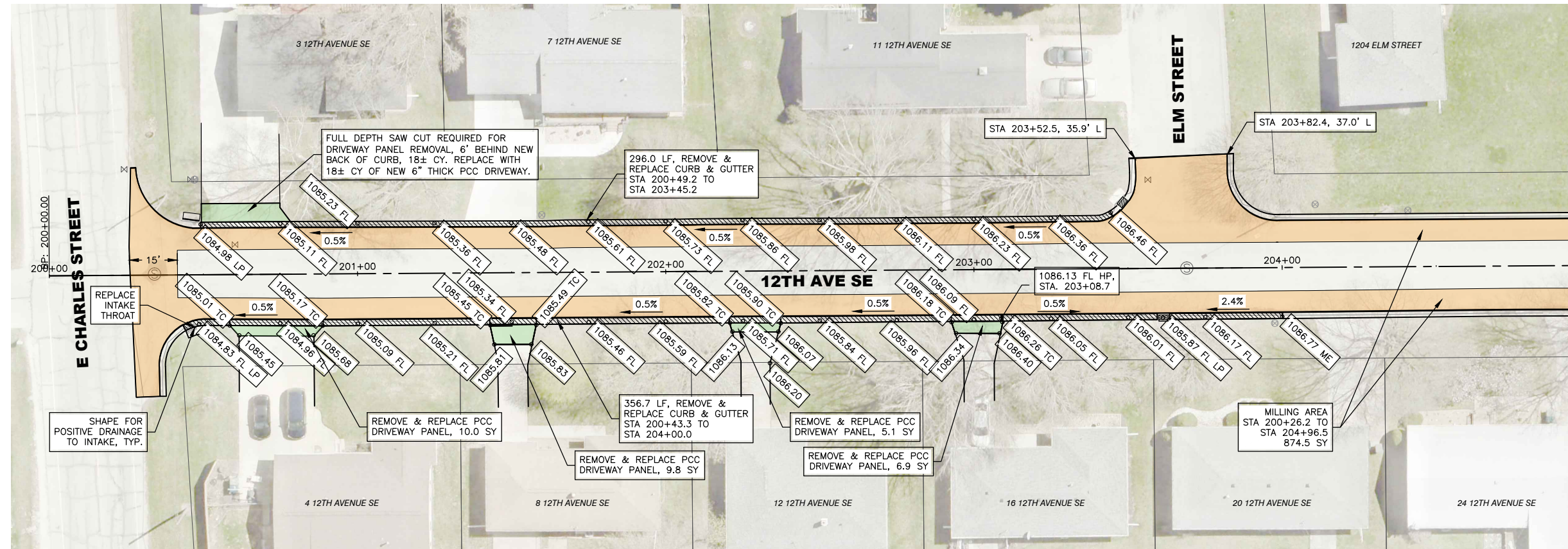
REVISIONS		
REV. NO.	DESCRIPTION	DATE

DRAWING:
CURB AND GUTTER REPLACEMENT
1ST STREET NE - DIVISION 1

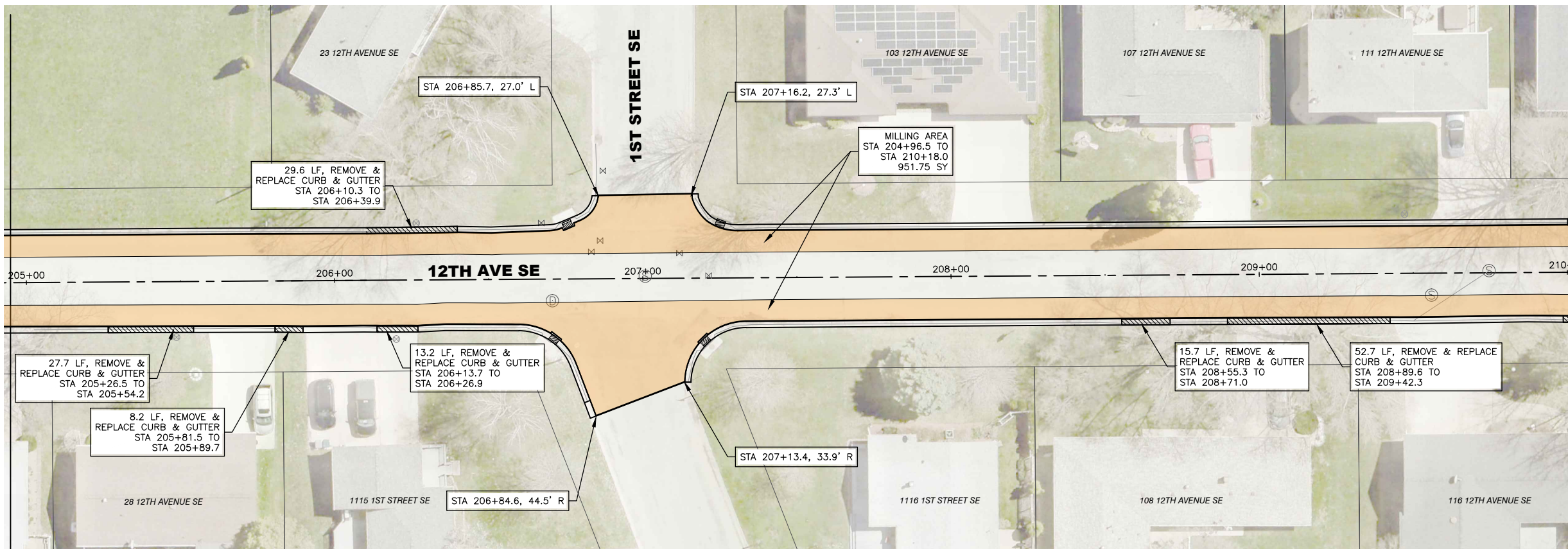
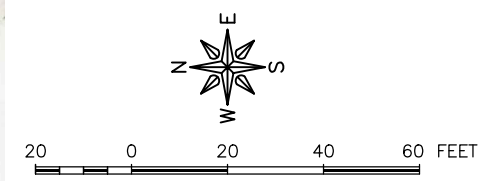
SET TYPE: BID SET
G:\C30\23\23-498\23-498-DESIGN.dwg, D.03

JOB NUMBER:
23-498

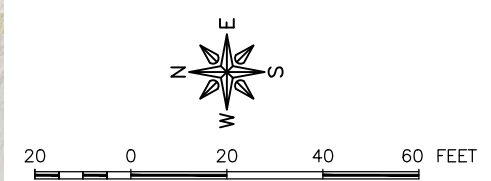
SHEET NUMBER:
D.03



- LEGEND**
- CURB & GUTTER TO BE REMOVED
 - CURB & GUTTER TO BE REMOVED AND REPLACED
 - NEW CURB & GUTTER
 - CORE-OUT AREA
 - REMOVE AND REPLACE ASPHALT
 - REMOVE & REPLACE PCC DRIVEWAY PANEL
 - REMOVE & REPLACE 7" THICK PCC ROAD PANEL
 - REMOVE & REPLACE PCC SIDEWALK/RAMP
 - MILLING AREA



- NOTES**
1. PCC SIDEWALKS SHALL BE 5" THICK.
 2. PCC DRIVEWAYS SHALL BE 6" THICK, REINFORCED WITH #4 COATED REBAR AT 24" BOTH WAYS.



FEHR GRAHAM
ENGINEERING & ENVIRONMENTAL

ILLINOIS
IOWA
WISCONSIN

OWNER/DEVELOPER:
CITY OF OELWEIN
20 2ND AVENUE SW
OELWEIN, IA 50662

PROJECT AND LOCATION:
2024 STREET IMPROVEMENTS
(1ST ST. NE, 12TH AVE. SE,
S. FREDERICK AVE.)
OELWEIN, IOWA

DRAWN BY: JRA
APPROVED BY: JSB
DATE: 03/18/2024
SCALE: AS NOTED

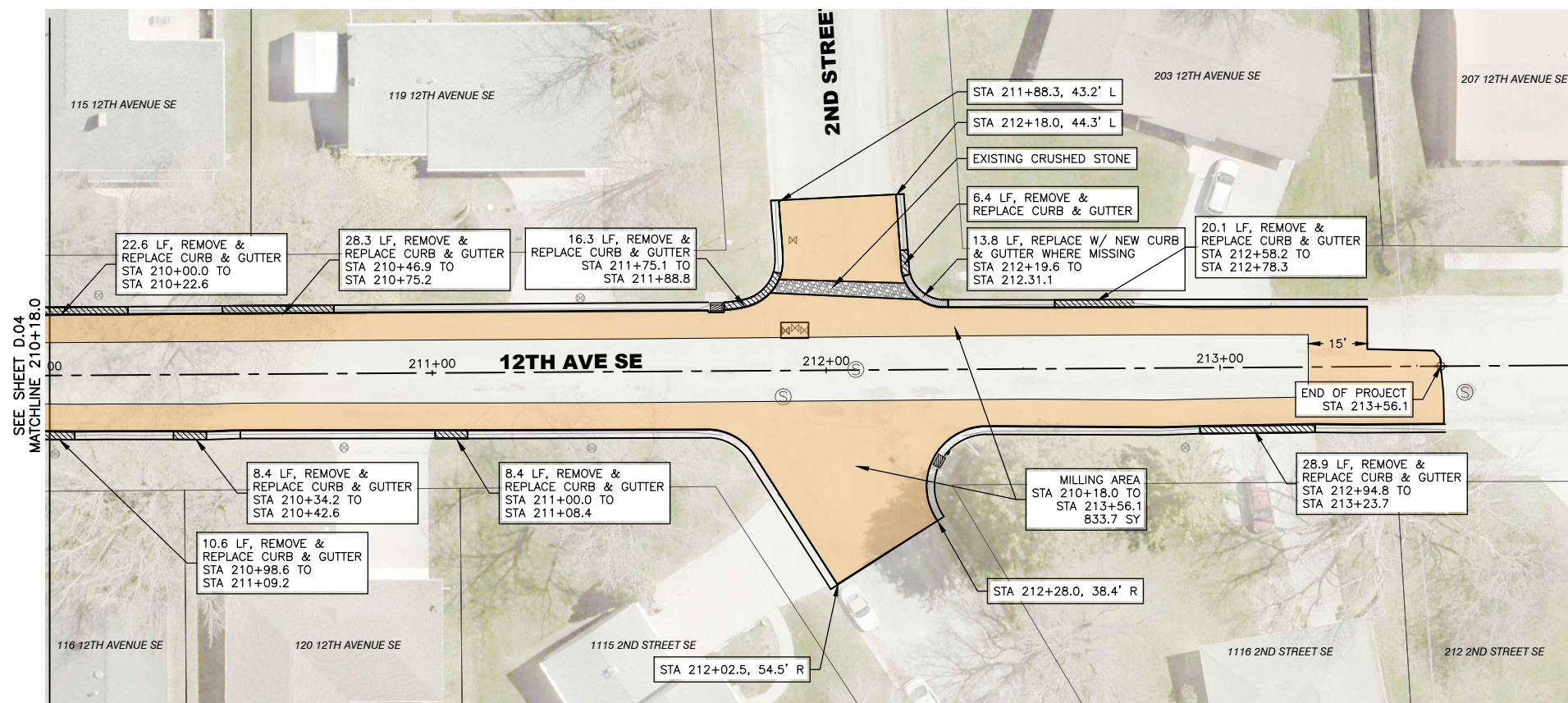
REVISIONS		
REV. NO.	DESCRIPTION	DATE

DRAWING:
CURB AND GUTTER REPLACEMENT
12TH AVENUE SE - DIVISION 2

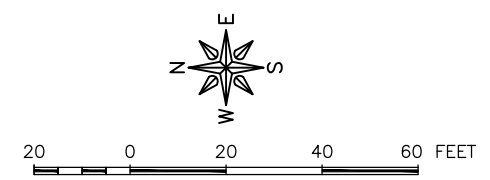
SET TYPE: BID SET
6:\C30\23\23-498\23-498-DESIGN.dwg, D.04

JOB NUMBER:
23-498

SHEET NUMBER:
D.04



- LEGEND**
- CURB & GUTTER TO BE REMOVED
 - CURB & GUTTER TO BE REMOVED AND REPLACED
 - NEW CURB & GUTTER
 - CORE-OUT AREA
 - REMOVE AND REPLACE ASPHALT
 - REMOVE & REPLACE PCC DRIVEWAY PANEL
 - REMOVE & REPLACE 7" THICK PCC ROAD PANEL
 - REMOVE & REPLACE PCC SIDEWALK/RAMP
 - MILLING AREA



FEHR GRAHAM
ENGINEERING & ENVIRONMENTAL

ILLINOIS
IOWA
WISCONSIN

OWNER/DEVELOPER:
CITY OF OELWEIN
20 2ND AVENUE SW
OELWEIN, IA 50662

PROJECT AND LOCATION:
2024 STREET IMPROVEMENTS
(1ST ST. NE, 12TH AVE. SE,
S. FREDERICK AVE.)
OELWEIN, IOWA

DRAWN BY: JRA
APPROVED BY: JSB
DATE: 03/18/2024
SCALE: AS NOTED

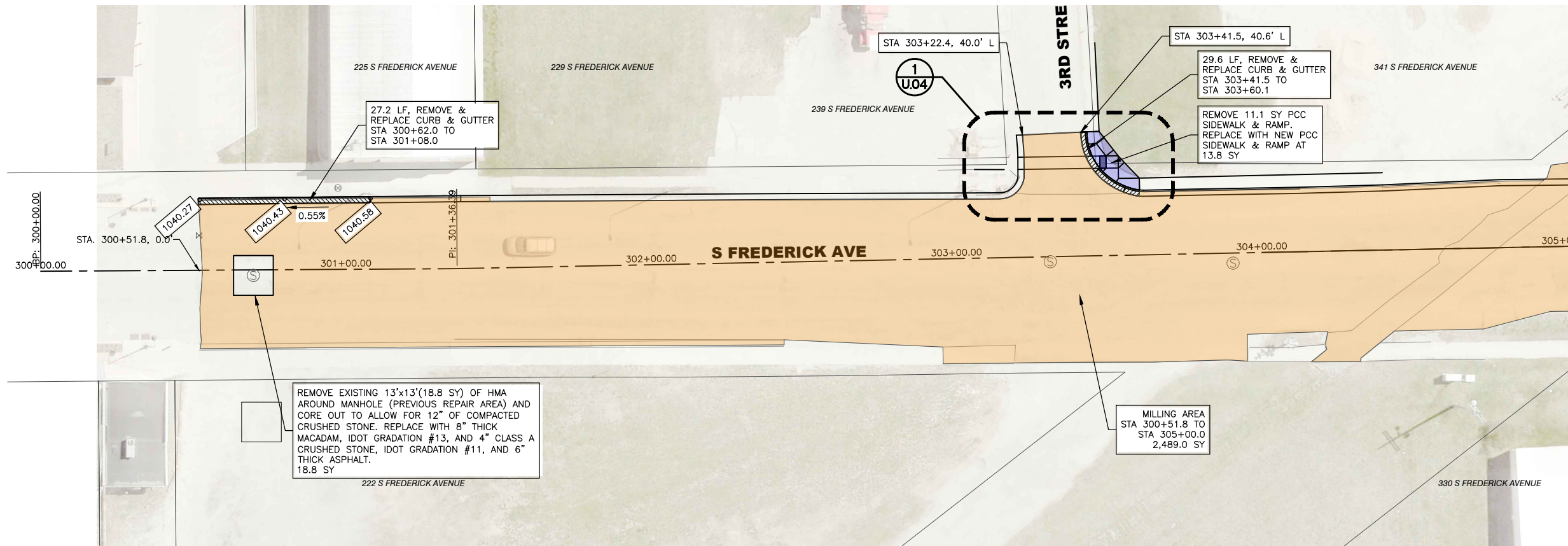
REVISIONS		
REV. NO.	DESCRIPTION	DATE

DRAWING:
CURB AND GUTTER REPLACEMENT
12TH AVENUE SE - DIVISION 2

SET TYPE: BID SET

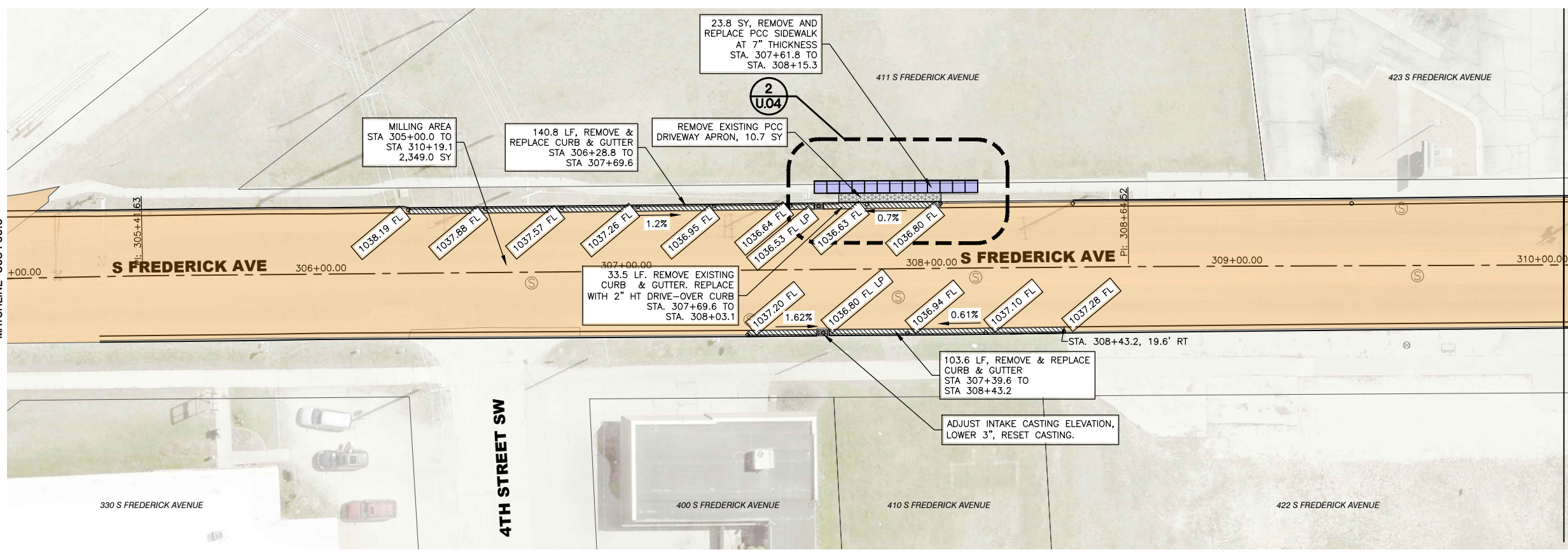
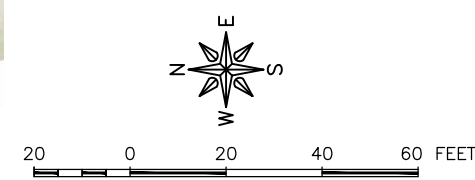
JOB NUMBER:
23-498

SHEET NUMBER:
D.05

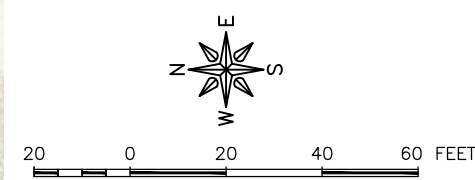


LEGEND

- CURB & GUTTER TO BE REMOVED
- CURB & GUTTER TO BE REMOVED AND REPLACED
- NEW CURB & GUTTER
- CORE-OUT AREA
- REMOVE AND REPLACE ASPHALT
- REMOVE & REPLACE PCC DRIVEWAY PANEL
- REMOVE & REPLACE 7" THICK PCC ROAD PANEL
- REMOVE & REPLACE PCC SIDEWALK/RAMP
- MILLING AREA



- NOTES**
1. PCC SIDEWALKS SHALL BE 5" THICK.
 2. PCC DRIVEWAYS SHALL BE 6" THICK, REINFORCED WITH #4 COATED REBAR AT 24" BOTH WAYS.



FEHR GRAHAM
ENGINEERING & ENVIRONMENTAL

ILLINOIS
IOWA
WISCONSIN

OWNER/DEVELOPER:
CITY OF OELWEIN
20 2ND AVENUE SW
OELWEIN, IA 50662

PROJECT AND LOCATION:
2024 STREET IMPROVEMENTS
(1ST ST. NE, 12TH AVE. SE,
S. FREDERICK AVE.)
OELWEIN, IOWA

DRAWN BY: JRA
APPROVED BY: JSB
DATE: 03/18/2024
SCALE: AS NOTED

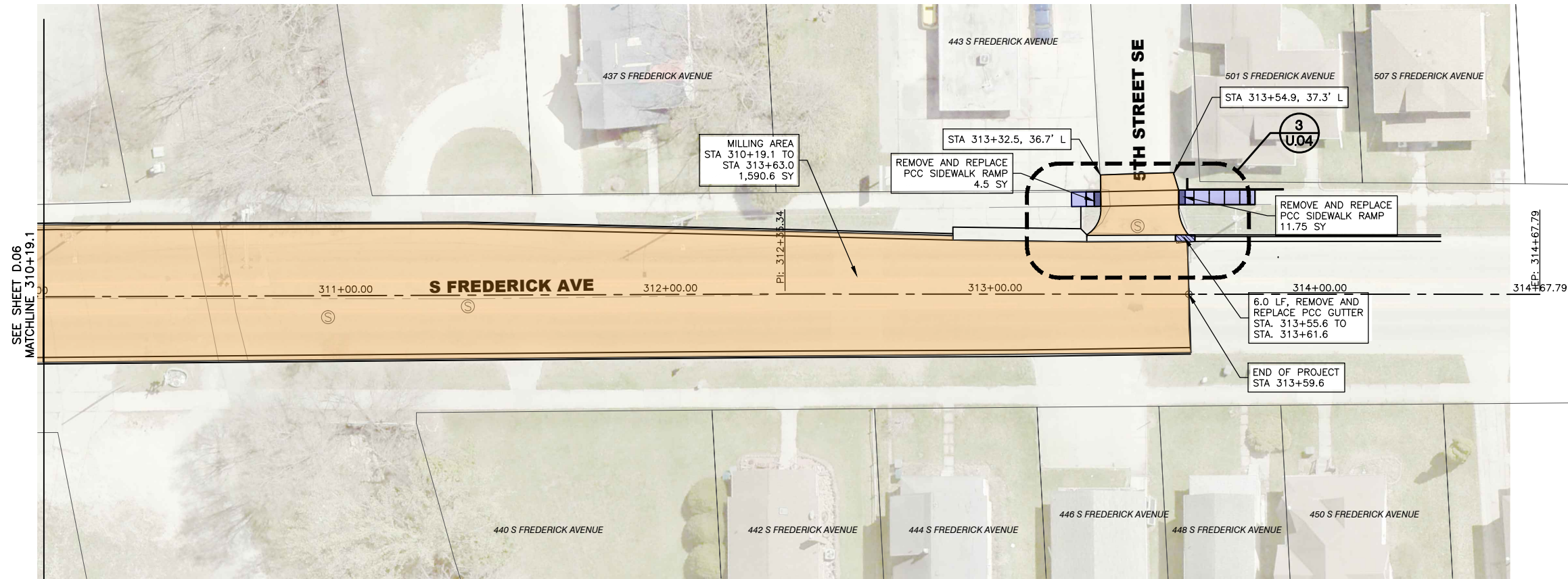
REVISIONS		
REV. NO.	DESCRIPTION	DATE

DRAWING:
CURB AND GUTTER REPLACEMENT S FREDERICK AVENUE - DIVISION 3

SET TYPE: BID SET

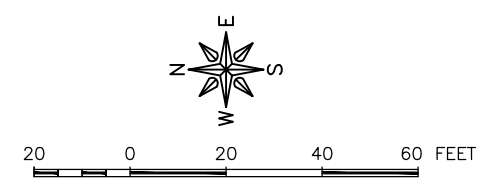
JOB NUMBER:
23-498

SHEET NUMBER:
D.06



LEGEND

- CURB & GUTTER TO BE REMOVED
- CURB & GUTTER TO BE REMOVED AND REPLACED
- NEW CURB & GUTTER
- CORE-OUT AREA
- REMOVE AND REPLACE ASPHALT
- REMOVE & REPLACE PCC DRIVEWAY PANEL
- REMOVE & REPLACE 7" THICK PCC ROAD PANEL
- REMOVE & REPLACE PCC SIDEWALK/RAMP
- MILLING AREA



- NOTES**
1. PCC SIDEWALKS SHALL BE 5" THICK.
 2. PCC DRIVEWAYS SHALL BE 6" THICK, REINFORCED WITH #4 COATED REBAR AT 24" BOTH WAYS.

FEHR GRAHAM
ENGINEERING & ENVIRONMENTAL

ILLINOIS
IOWA
WISCONSIN

OWNER/DEVELOPER:
CITY OF OELWEIN
20 2ND AVENUE SW
OELWEIN, IA 50662

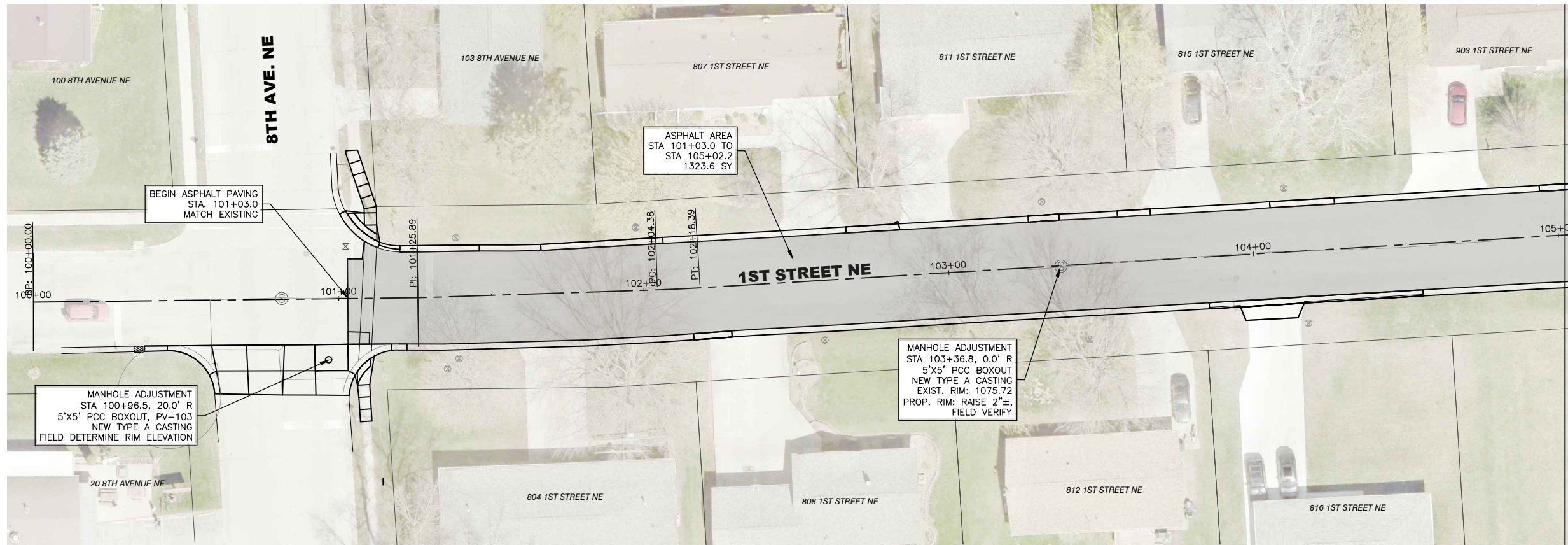
PROJECT AND LOCATION:
2024 STREET IMPROVEMENTS
(1ST ST. NE, 12TH AVE. SE,
S. FREDERICK AVE.)
OELWEIN, IOWA

DRAWN BY: JRA
APPROVED BY: JSB
DATE: 03/18/2024
SCALE: AS NOTED

REVISIONS		
REV. NO.	DESCRIPTION	DATE

DRAWING:
CURB AND GUTTER REPLACEMENT S FREDERICK
AVENUE - DIVISION 3
SET TYPE: BID SET

JOB NUMBER:
23-498
SHEET NUMBER:
D.07



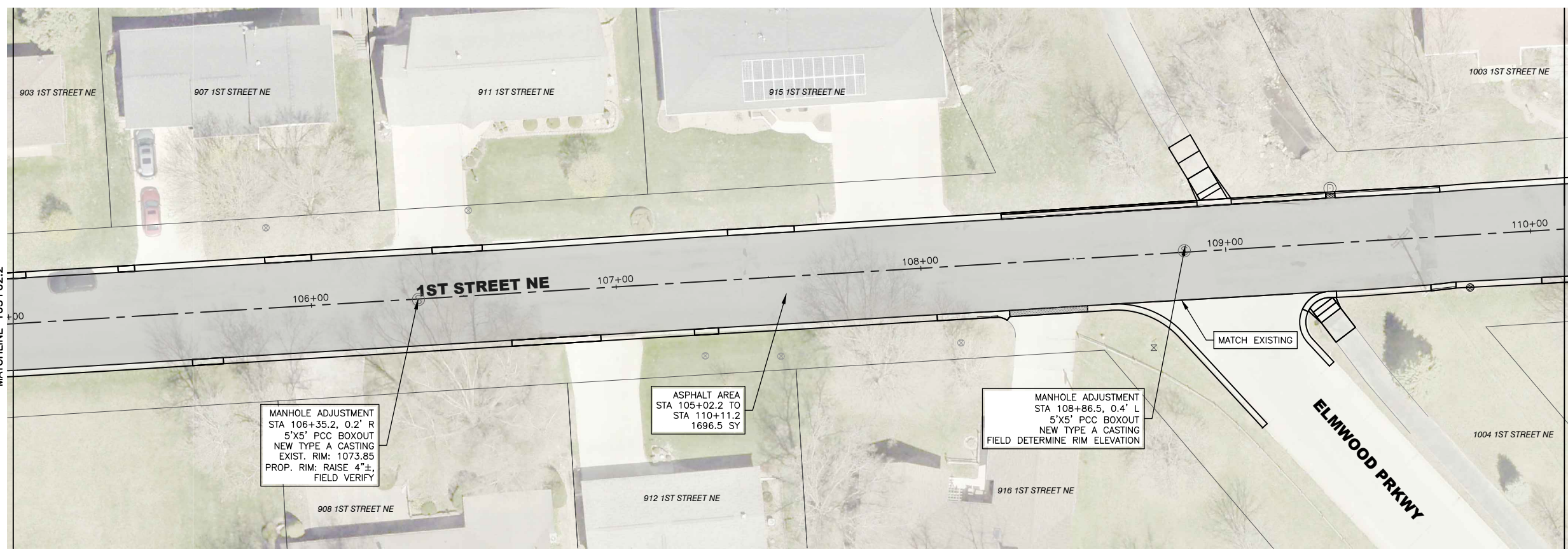
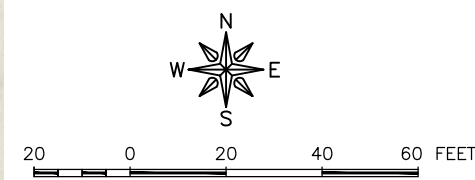
LEGEND

NEW 2" THICK HMA OVERLAY

NOTES

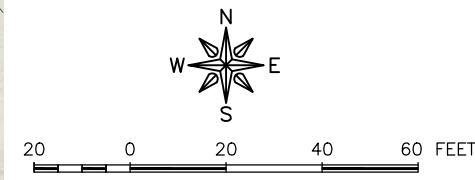
1. FIELD DETERMINE LEVELING COURSE LOCATION/ THICKNESS FOR 2% CROSS SLOPE.
2. VERIFY POSITIVE DRAINAGE FOR FINISHED ASPHALT SURFACE.

MATCHLINE 105+02.2
SEE BELOW



SEE ABOVE
MATCHLINE 105+02.2

MATCHLINE 110+11.2
SEE SHEET D.09



FEHR GRAHAM
ENGINEERING & ENVIRONMENTAL

ILLINOIS
IOWA
WISCONSIN

OWNER/DEVELOPER:
CITY OF OELWEIN
20 2ND AVENUE SW
OELWEIN, IA 50662

PROJECT AND LOCATION:
2024 STREET IMPROVEMENTS
(1ST ST. NE, 12TH AVE. SE,
S. FREDERICK AVE.)
OELWEIN, IOWA

DRAWN BY: JRA
APPROVED BY: JSB
DATE: 03/18/2024
SCALE: AS NOTED

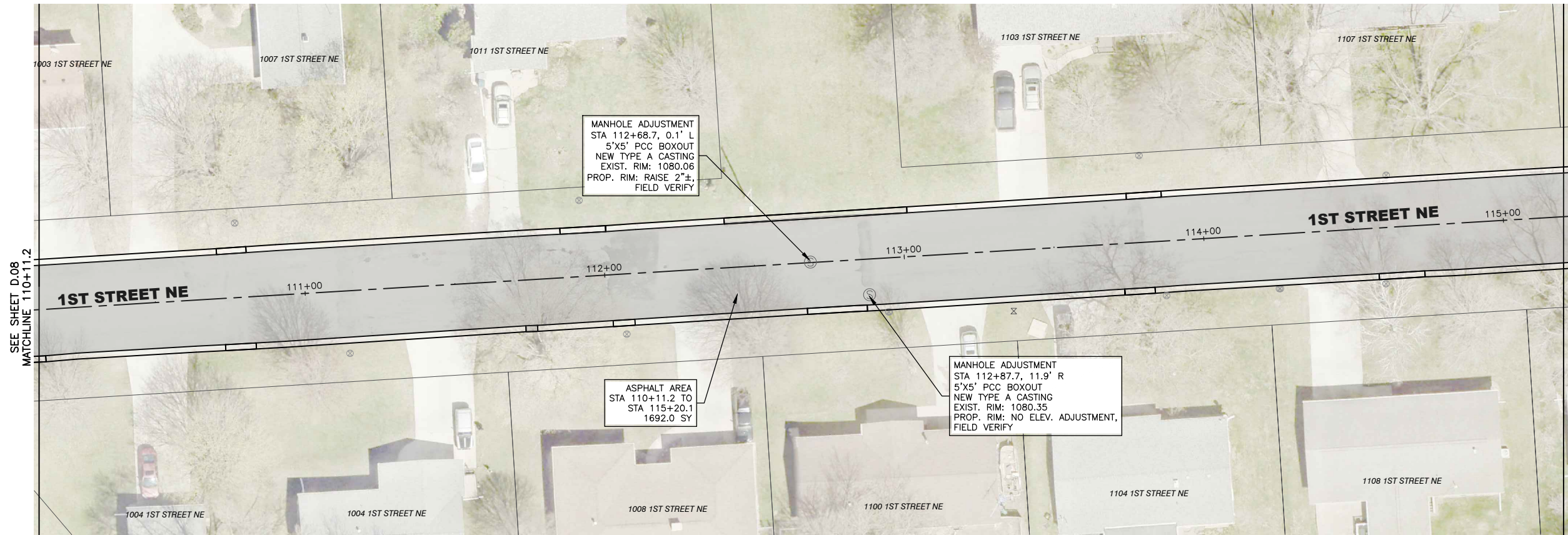
REVISIONS		
REV. NO.	DESCRIPTION	DATE

DRAWING:
ASPHALT PAVING PLAN 1ST STREET NE
- DIVISION 1

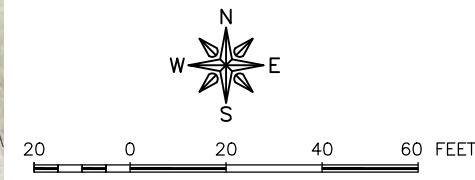
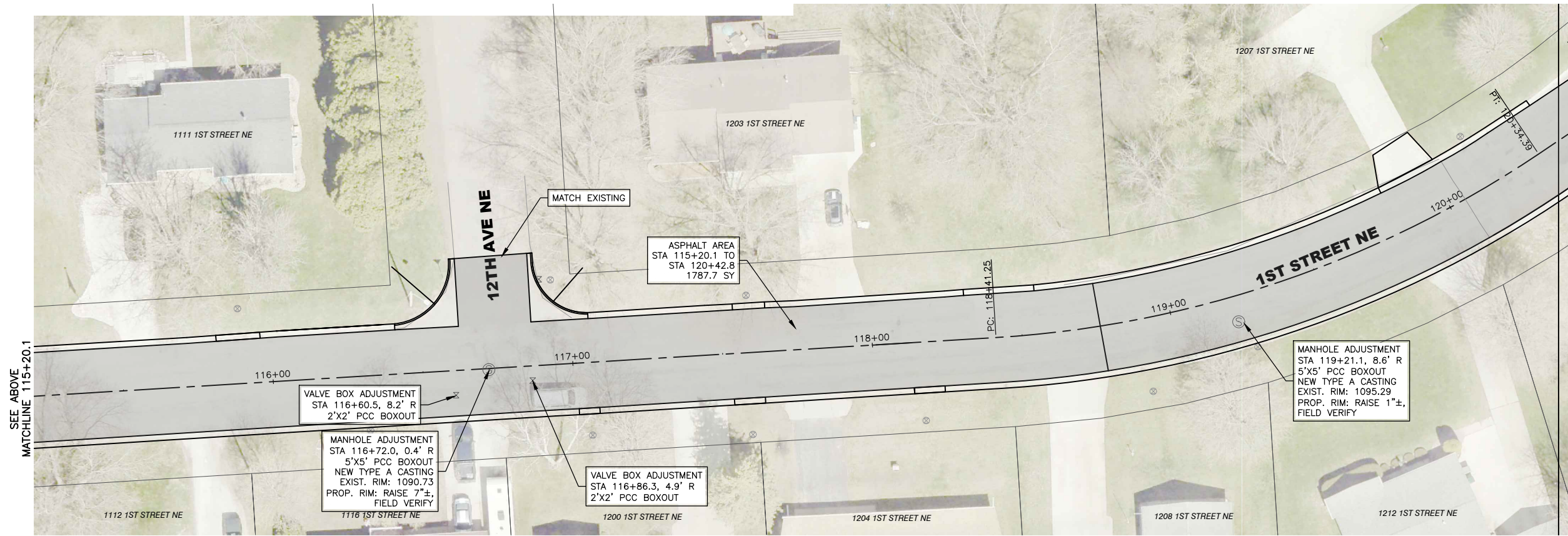
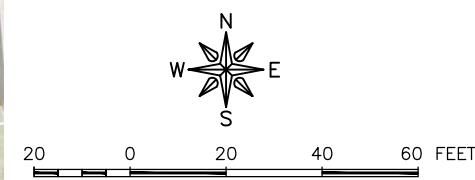
SET TYPE: BID SET
G:\C30\23\23-498\23-498-DESIGN.dwg, D.08

JOB NUMBER:
23-498

SHEET NUMBER:
D.08



- LEGEND**
- NEW 2" THICK HMA OVERLAY
- NOTES**
- FIELD DETERMINE LEVELING COURSE LOCATION/ THICKNESS FOR 2% CROSS SLOPE.
 - VERIFY POSITIVE DRAINAGE FOR FINISHED ASPHALT SURFACE.



FEHR GRAHAM
ENGINEERING & ENVIRONMENTAL

ILLINOIS
IOWA
WISCONSIN

OWNER/DEVELOPER:
CITY OF OELWEIN
20 2ND AVENUE SW
OELWEIN, IA 50662

PROJECT AND LOCATION:
2024 STREET IMPROVEMENTS
(1ST ST. NE, 12TH AVE. SE,
S. FREDERICK AVE.)
OELWEIN, IOWA

DRAWN BY: JRA
APPROVED BY: JSB
DATE: 03/18/2024
SCALE: AS NOTED

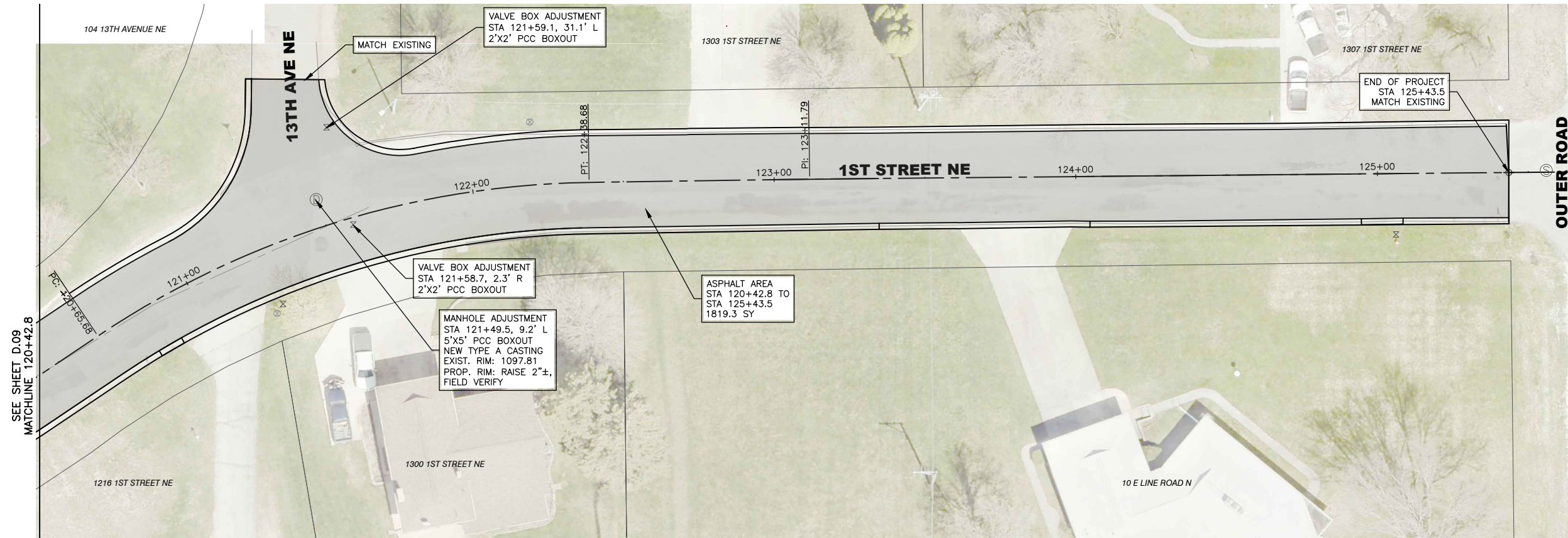
REVISIONS		
REV. NO.	DESCRIPTION	DATE

DRAWING:
ASPHALT PAVING PLAN 1ST STREET NE
- DIVISION 1

SET TYPE: BID SET
G:\C30\23\23-498\23-498-DESIGN.dwg, D.09

JOB NUMBER:
23-498

SHEET NUMBER:
D.09



- LEGEND**
- NEW 2" THICK HMA OVERLAY
- NOTES**
- FIELD DETERMINE LEVELING COURSE LOCATION/ THICKNESS FOR 2% CROSS SLOPE.
 - VERIFY POSITIVE DRAINAGE FOR FINISHED ASPHALT SURFACE.

FEHR GRAHAM
ENGINEERING & ENVIRONMENTAL

ILLINOIS
IOWA
WISCONSIN

OWNER/DEVELOPER:
CITY OF OELWEIN
20 2ND AVENUE SW
OELWEIN, IA 50662

PROJECT AND LOCATION:
2024 STREET IMPROVEMENTS
(1ST ST. NE, 12TH AVE. SE,
S. FREDERICK AVE.)
OELWEIN, IOWA

DRAWN BY: JRA
APPROVED BY: JSB
DATE: 03/18/2024
SCALE: AS NOTED

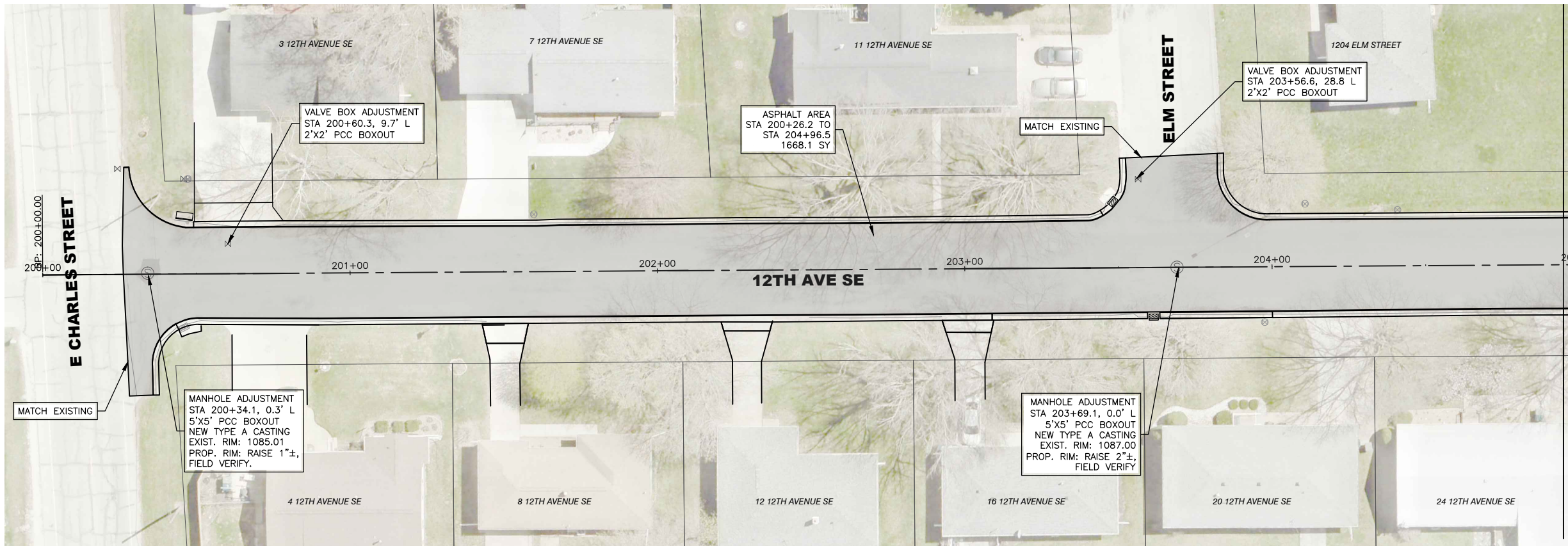
REVISIONS		
REV. NO.	DESCRIPTION	DATE

DRAWING:
ASPHALT PAVING PLAN 1ST STREET NE
- DIVISION 1

SET TYPE: BID SET
G:\C30\23\23-498\23-498-DESIGN.dwg, D.10

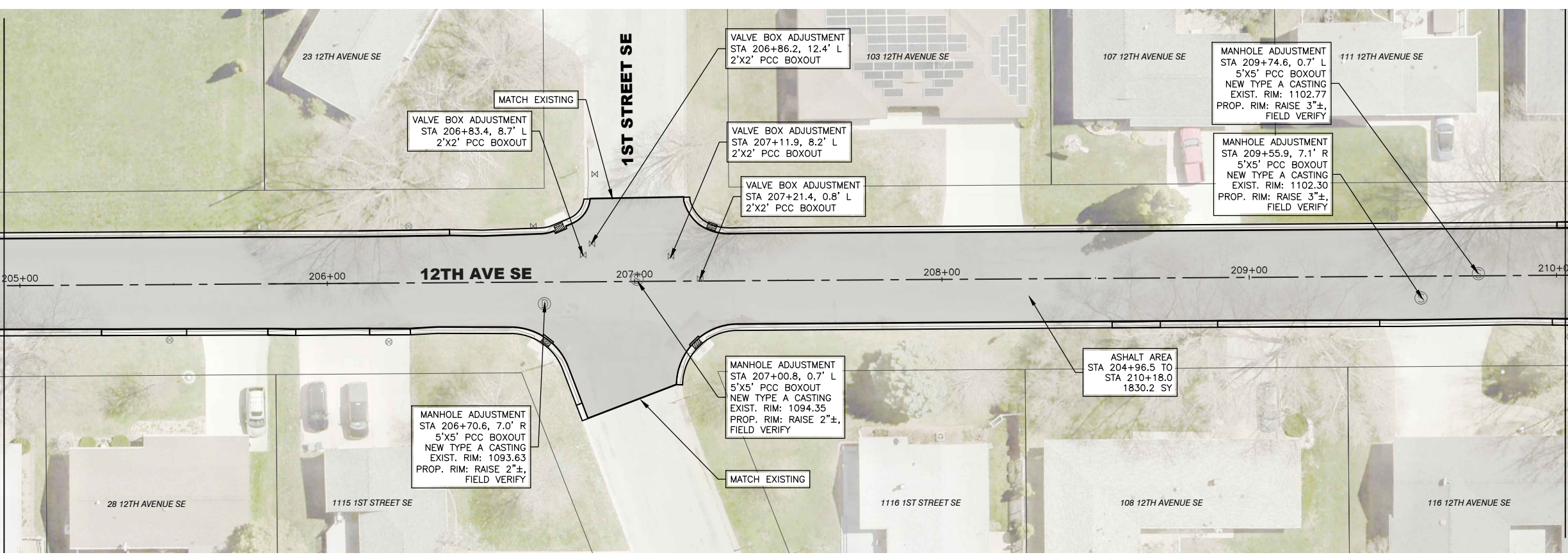
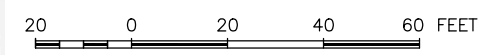
JOB NUMBER:
23-498

SHEET NUMBER:
D.10



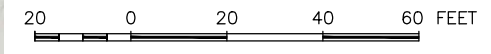
- LEGEND**
- NEW 2" THICK HMA OVERLAY
- NOTES**
- FIELD DETERMINE LEVELING COURSE LOCATION/ THICKNESS FOR 2% CROSS SLOPE.
 - VERIFY POSITIVE DRAINAGE FOR FINISHED ASPHALT SURFACE.

MATCHLINE 204+96.5
SEE BELOW



SEE ABOVE
MATCHLINE 204+96.5

MATCHLINE 210+18.0
SEE SHEET D.12



FEHR GRAHAM
ENGINEERING & ENVIRONMENTAL

ILLINOIS
IOWA
WISCONSIN

OWNER/DEVELOPER:
CITY OF OELWEIN
20 2ND AVENUE SW
OELWEIN, IA 50662

PROJECT AND LOCATION:
2024 STREET IMPROVEMENTS
(1ST ST. NE, 12TH AVE. SE,
S. FREDERICK AVE.)
OELWEIN, IOWA

DRAWN BY: JRA
APPROVED BY: JSB
DATE: 03/18/2024
SCALE: AS NOTED

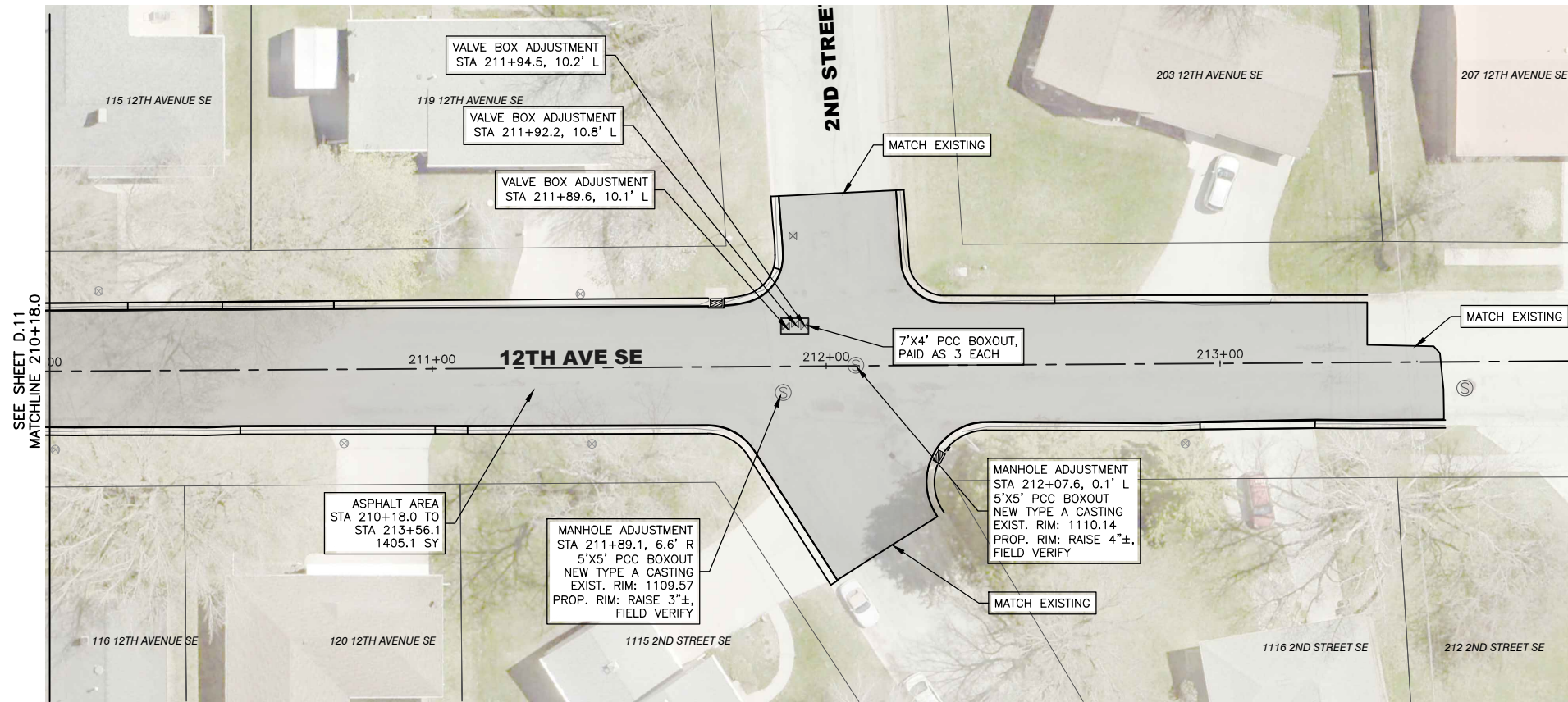
REVISIONS		
REV. NO.	DESCRIPTION	DATE

DRAWING:
ASPHALT PAVING PLAN 12TH AVENUE SE
- DIVISION 2

SET TYPE: BID SET
6:\C30\23\23-498\23-498-DESIGN.dwg, D.11

JOB NUMBER:
23-498

SHEET NUMBER:
D.11


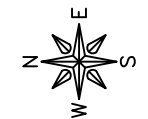


LEGEND

NEW 2" THICK HMA OVERLAY

NOTES

1. FIELD DETERMINE LEVELING COURSE LOCATION/ THICKNESS FOR 2% CROSS SLOPE.
2. VERIFY POSITIVE DRAINAGE FOR FINISHED ASPHALT SURFACE.



FEHR GRAHAM
ENGINEERING & ENVIRONMENTAL

ILLINOIS
IOWA
WISCONSIN

OWNER/DEVELOPER:
CITY OF OELWEIN
20 2ND AVENUE SW
OELWEIN, IA 50662

PROJECT AND LOCATION:
2024 STREET IMPROVEMENTS
(1ST ST. NE, 12TH AVE. SE,
S. FREDERICK AVE.)
OELWEIN, IOWA

DRAWN BY: JRA
APPROVED BY: JSB
DATE: 03/18/2024
SCALE: AS NOTED

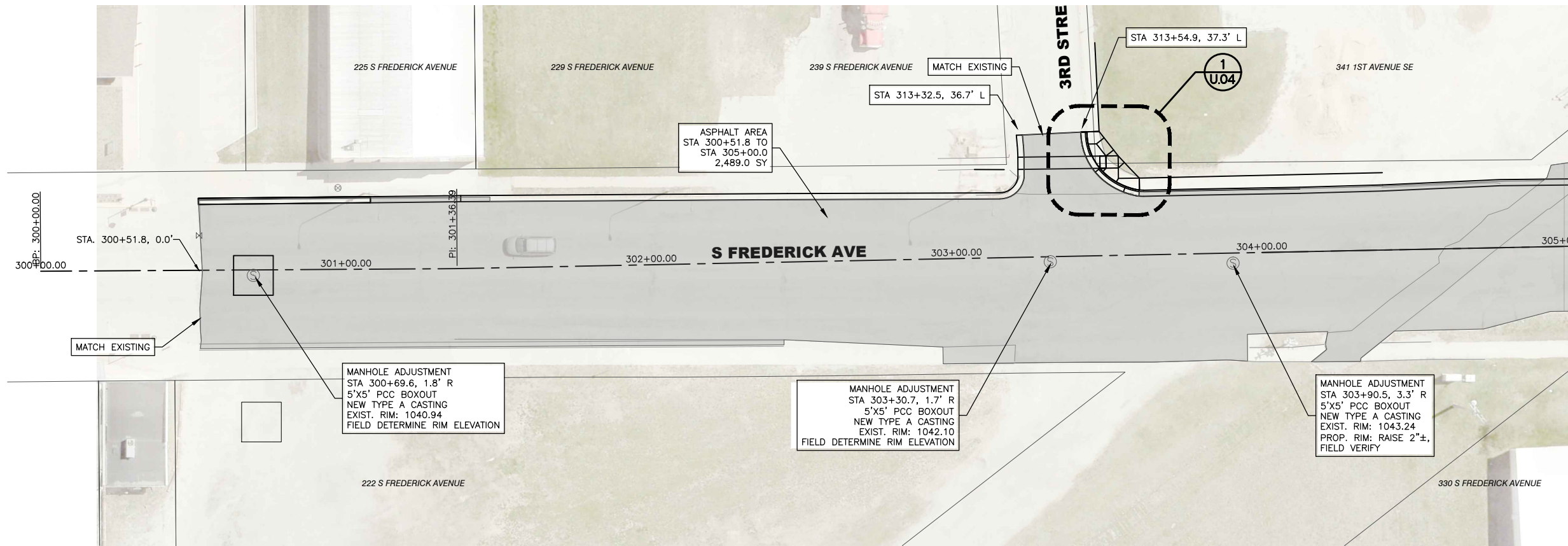
REVISIONS		
REV. NO.	DESCRIPTION	DATE

DRAWING:
ASPHALT PAVING PLAN 12TH AVENUE SE
- DIVISION 2

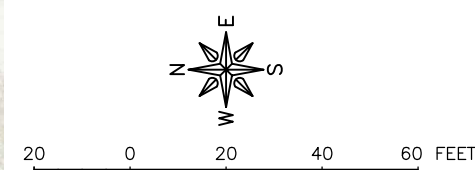
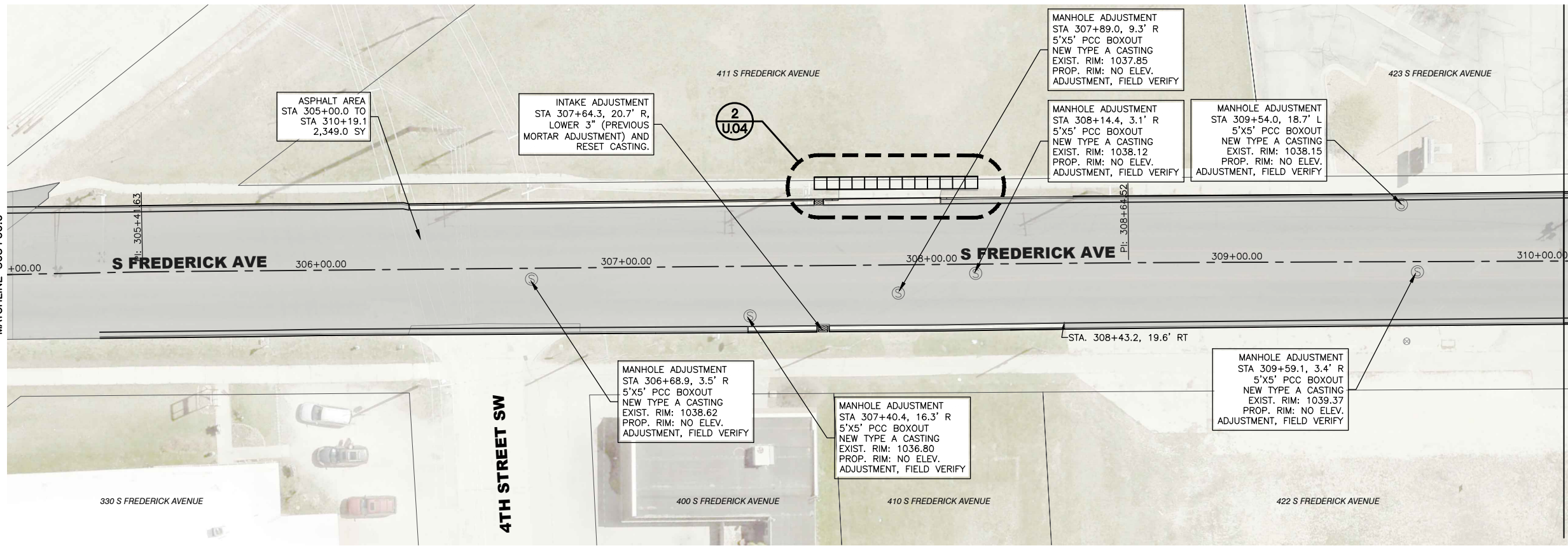
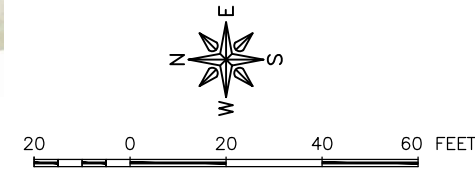
SET TYPE: BID SET
G:\C30\23\23-498\23-498-DESIGN.dwg, D.12

JOB NUMBER:
23-498

SHEET NUMBER:
D.12



- LEGEND**
- NEW 2" THICK HMA OVERLAY
- NOTES**
- FIELD DETERMINE LEVELING COURSE LOCATION/ THICKNESS FOR 2% CROSS SLOPE.
 - VERIFY POSITIVE DRAINAGE FOR FINISHED ASPHALT SURFACE.



FEHR GRAHAM
ENGINEERING & ENVIRONMENTAL

ILLINOIS
IOWA
WISCONSIN

OWNER/DEVELOPER:
CITY OF OELWEIN
20 2ND AVENUE SW
OELWEIN, IA 50662

PROJECT AND LOCATION:
2024 STREET IMPROVEMENTS
(1ST ST. NE, 12TH AVE. SE,
S. FREDERICK AVE.)
OELWEIN, IOWA

DRAWN BY: JRA
APPROVED BY: JSB
DATE: 03/18/2024
SCALE: AS NOTED

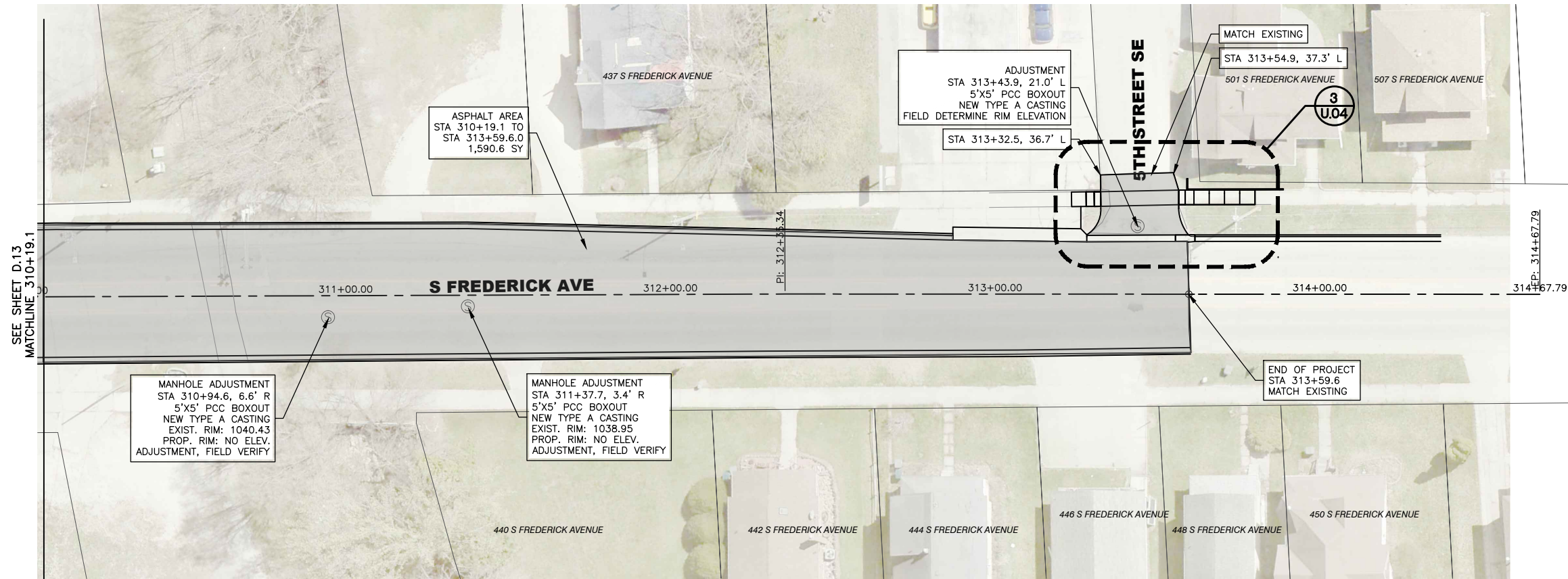
REVISIONS		
REV. NO.	DESCRIPTION	DATE

DRAWING:
ASPHALT PAVING PLAN S. FREDERICK AVENUE
- DIVISION 3

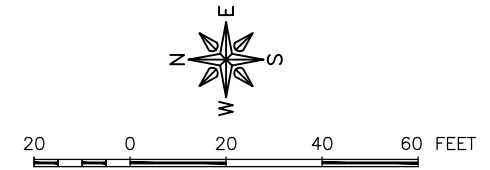
SET TYPE: BID SET
G:\C30\23\23-498\23-498-DESIGN.dwg, D.13

JOB NUMBER:
23-498

SHEET NUMBER:
D.13



- LEGEND**
- NEW 2" THICK HMA OVERLAY
- NOTES**
- FIELD DETERMINE LEVELING COURSE LOCATION/ THICKNESS FOR 2% CROSS SLOPE.
 - VERIFY POSITIVE DRAINAGE FOR FINISHED ASPHALT SURFACE.



FEHR GRAHAM
ENGINEERING & ENVIRONMENTAL

ILLINOIS
IOWA
WISCONSIN

OWNER/DEVELOPER:
CITY OF OELWEIN
20 2ND AVENUE SW
OELWEIN, IA 50662

PROJECT AND LOCATION:
2024 STREET IMPROVEMENTS
(1ST ST. NE, 12TH AVE. SE,
S. FREDERICK AVE.)
OELWEIN, IOWA

DRAWN BY: JRA
APPROVED BY: JSB
DATE: 03/18/2024
SCALE: AS NOTED

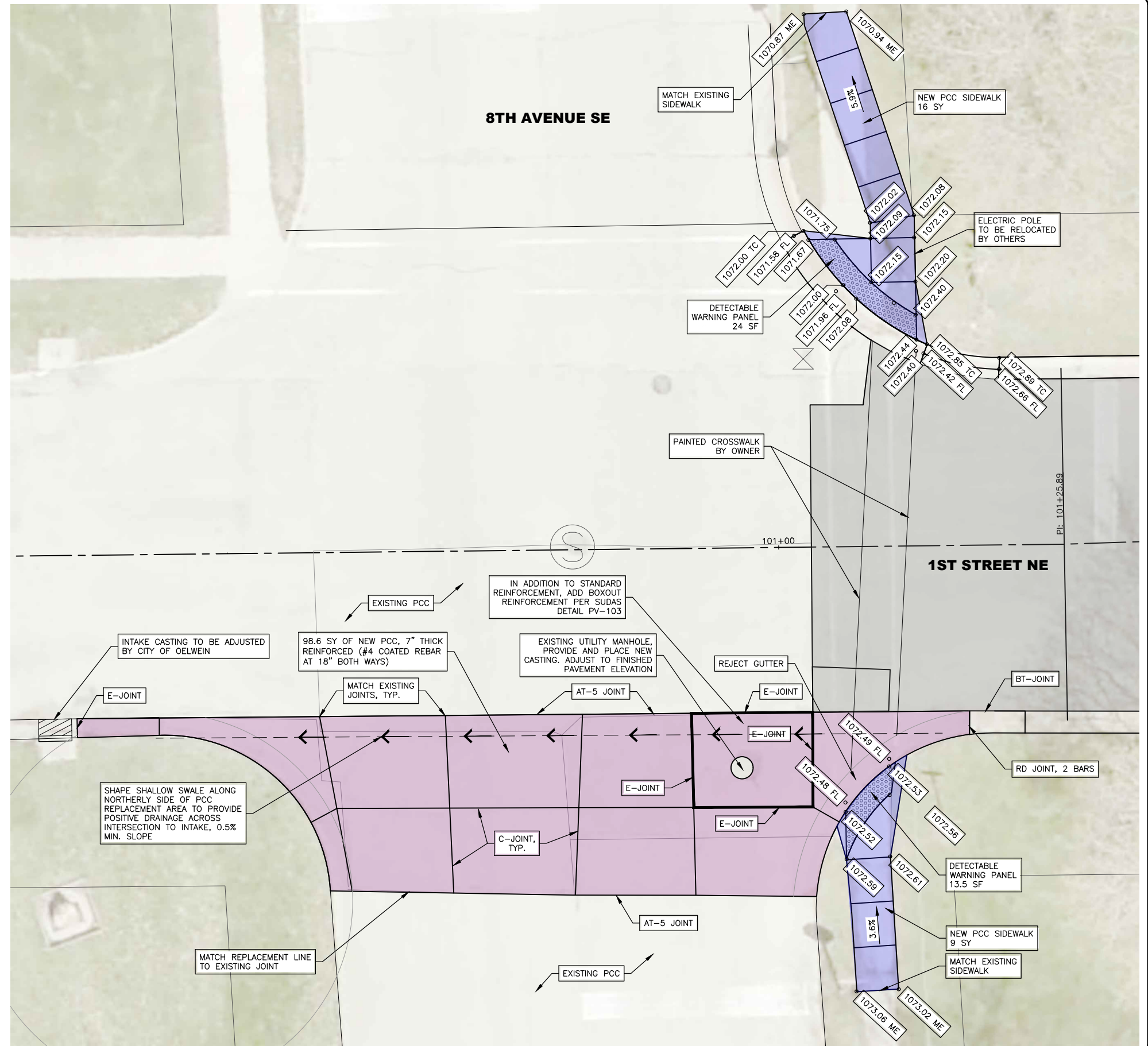
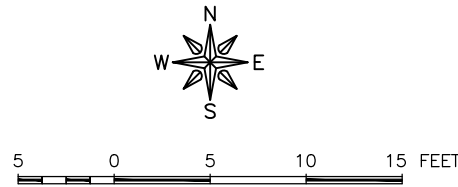
REVISIONS		
REV. NO.	DESCRIPTION	DATE

DRAWING:
ASPHALT PAVING PLAN S. FREDERICK AVENUE
- DIVISION 3

SET TYPE: BID SET

JOB NUMBER:
23-498

SHEET NUMBER:
D.14



1 INTERSECTION - 1ST STREET NE AND 8TH AVENUE SE

FEHR GRAHAM
ENGINEERING & ENVIRONMENTAL

ILLINOIS
IOWA
WISCONSIN

OWNER/DEVELOPER:
CITY OF OELWEIN
20 2ND AVENUE SW
OELWEIN, IA 50662

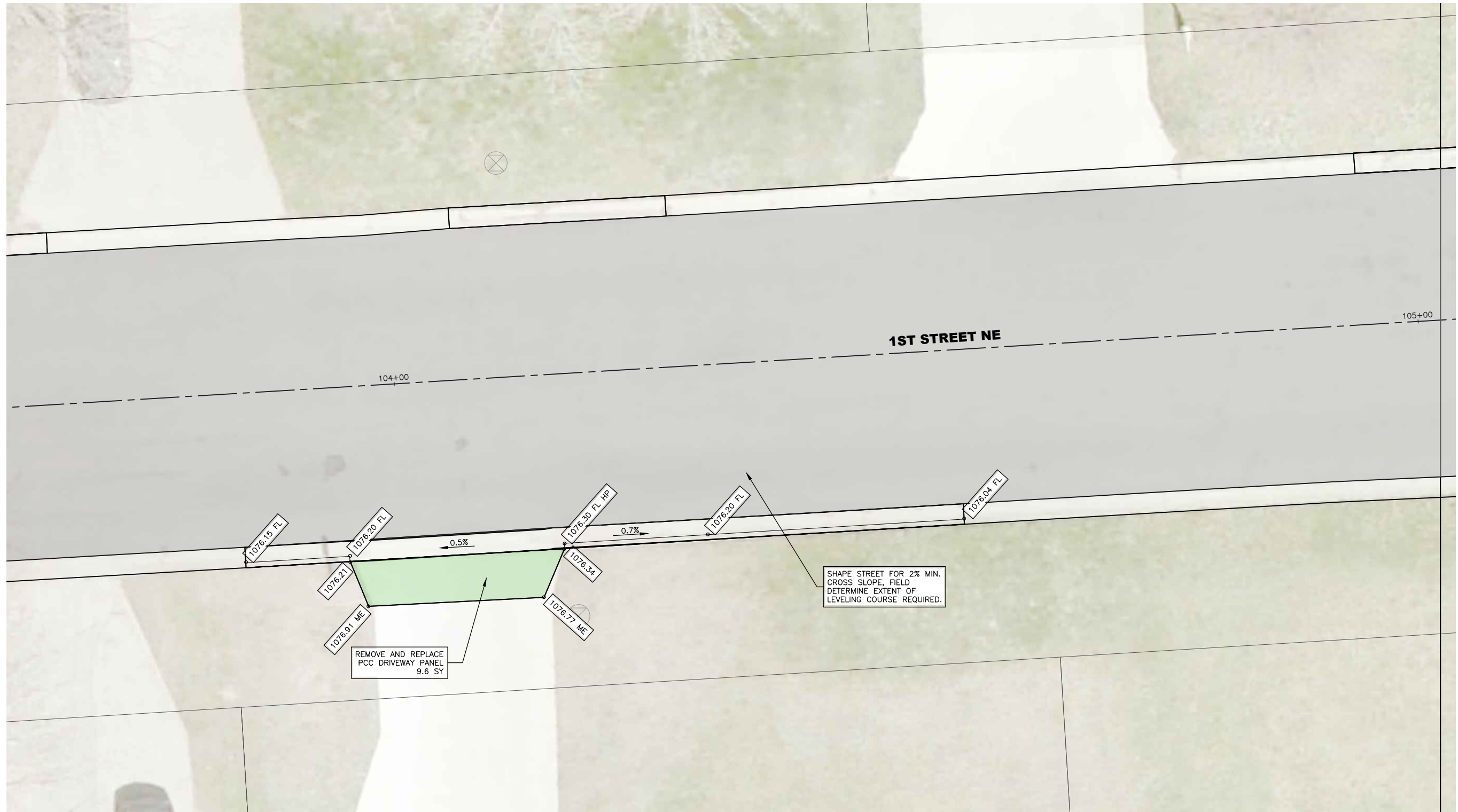
PROJECT AND LOCATION:
2024 STREET IMPROVEMENTS
(1ST ST. NE, 12TH AVE. SE,
S. FREDERICK AVE.)
OELWEIN, IOWA

DRAWN BY: JRA
APPROVED BY: JSB
DATE: 03/18/2024
SCALE: AS NOTED

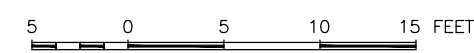
REVISIONS		
REV. NO.	DESCRIPTION	DATE

DRAWING:
INTERSECTION - 1ST STREET NE AND
8TH AVENUE SE - DIVISION 1
SET TYPE: BID SET
G:\C30\23\23-498\23-498-DESIGN.dwg, U01

JOB NUMBER:
23-498
SHEET NUMBER:
U.01



1 1ST STREET NE



FEHR GRAHAM
ENGINEERING & ENVIRONMENTAL

ILLINOIS
IOWA
WISCONSIN

OWNER/DEVELOPER:
CITY OF OELWEIN
20 2ND AVENUE SW
OELWEIN, IA 50662

PROJECT AND LOCATION:
2024 STREET IMPROVEMENTS
(1ST ST. NE, 12TH AVE. SE,
S. FREDERICK AVE.)
OELWEIN, IOWA

DRAWN BY: JRA
APPROVED BY: JSB
DATE: 03/18/2024
SCALE: AS NOTED

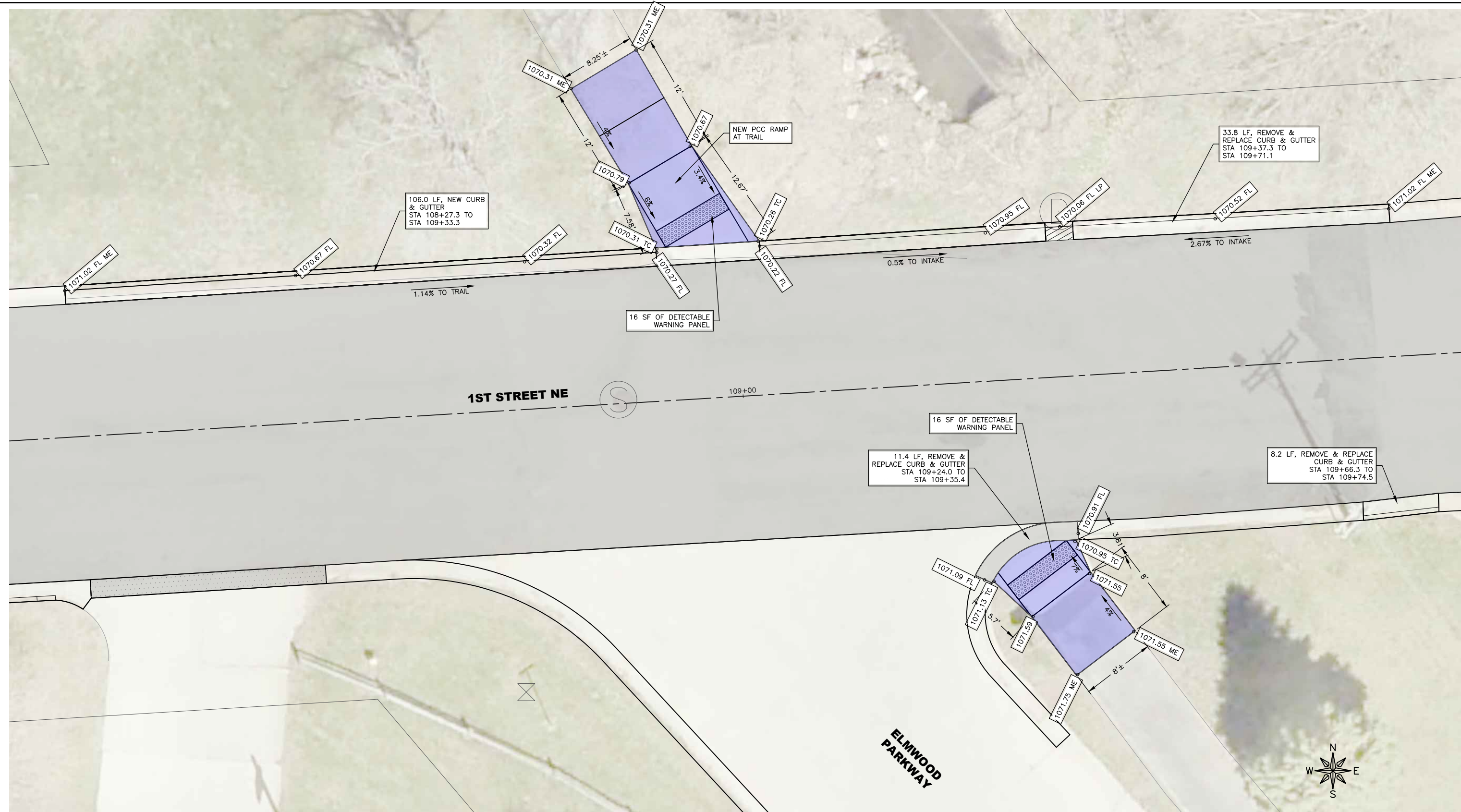
REVISIONS		
REV. NO.	DESCRIPTION	DATE

DRAWING:
DETAIL - 1ST STREET NE - DIVISION 1


SET TYPE: BID SET
G:\C30\23\23-498\23-498-DESIGN.dwg, U.02

JOB NUMBER:
23-498

SHEET NUMBER:
U.02



1 1ST STREET NE AND ELMWOOD PARKWAY



FEHR GRAHAM
ENGINEERING & ENVIRONMENTAL

ILLINOIS
IOWA
WISCONSIN

OWNER/DEVELOPER:
CITY OF OELWEIN
20 2ND AVENUE SW
OELWEIN, IA 50662

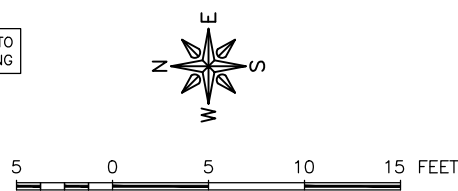
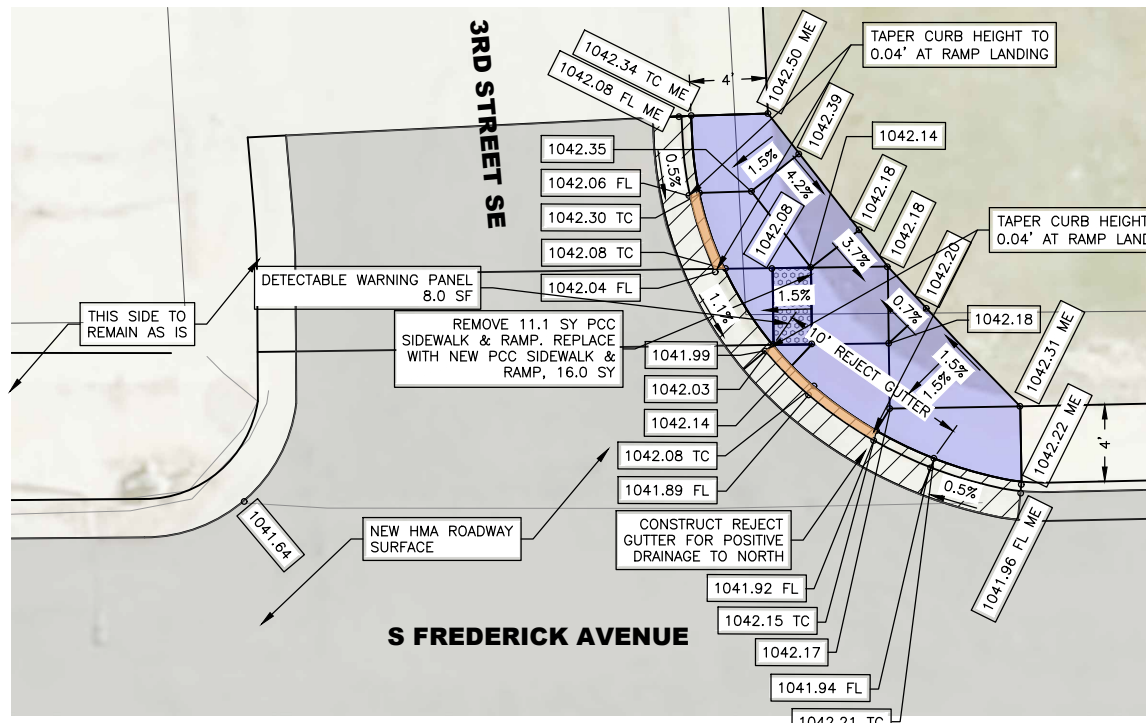
PROJECT AND LOCATION:
2024 STREET IMPROVEMENTS
(1ST ST. NE, 12TH AVE. SE,
S. FREDERICK AVE.)
OELWEIN, IOWA

DRAWN BY: JRA
APPROVED BY: JSB
DATE: 03/18/2024
SCALE: AS NOTED

REVISIONS		
REV. NO.	DESCRIPTION	DATE

DRAWING:
DETAIL - 1ST STREET NE & ELMWOOD PKWY
- DIVISION 1
SET TYPE: BID SET
G:\C30\23\23-498\23-498-DESIGN.dwg, U.03

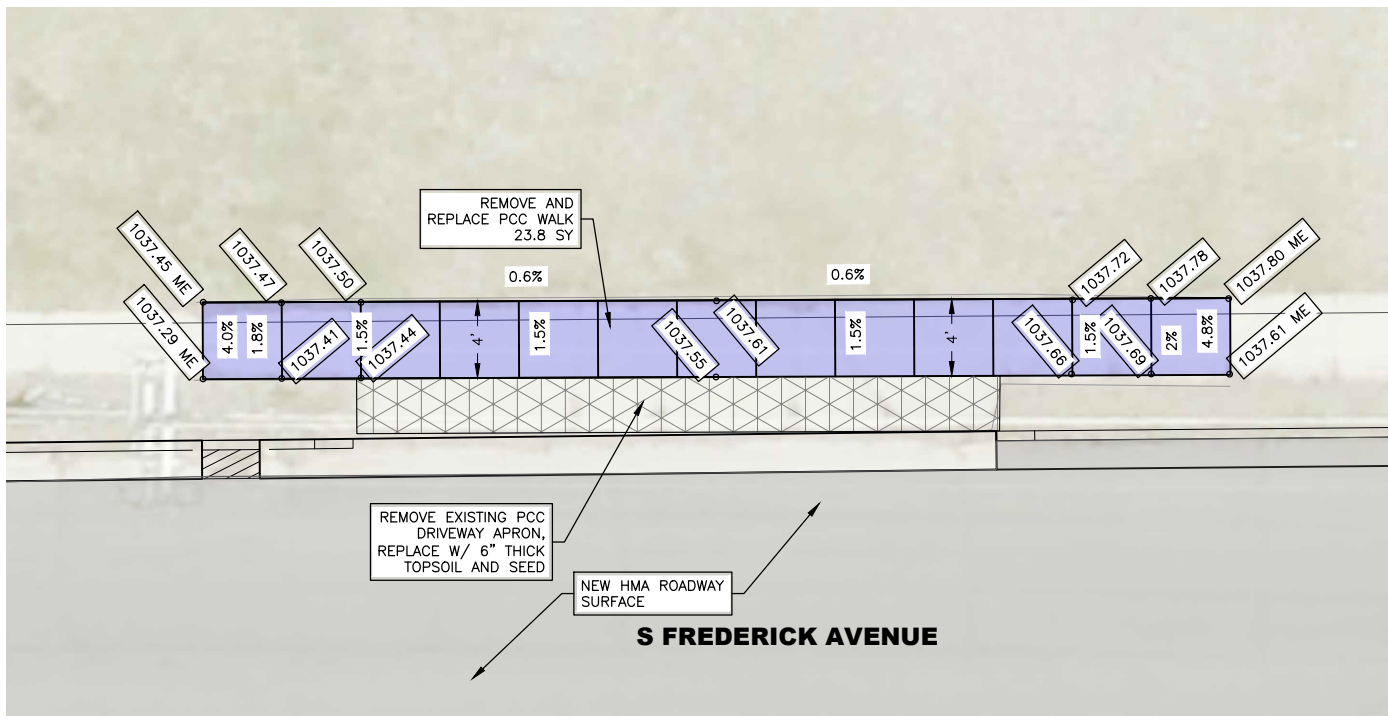
JOB NUMBER:
23-498
SHEET NUMBER:
U.03



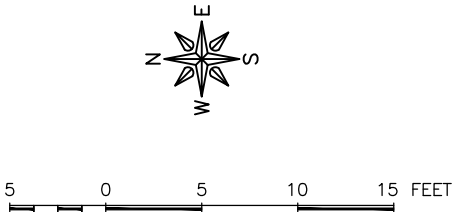
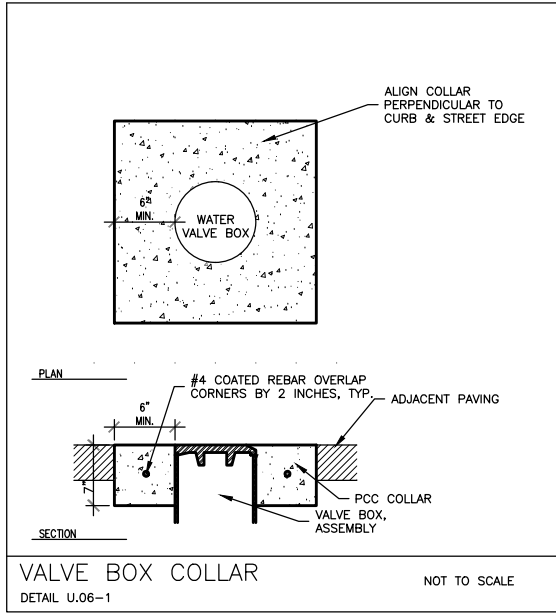
1 S FREDERICK AVENUE AND 3RD STREET SE

LEGEND

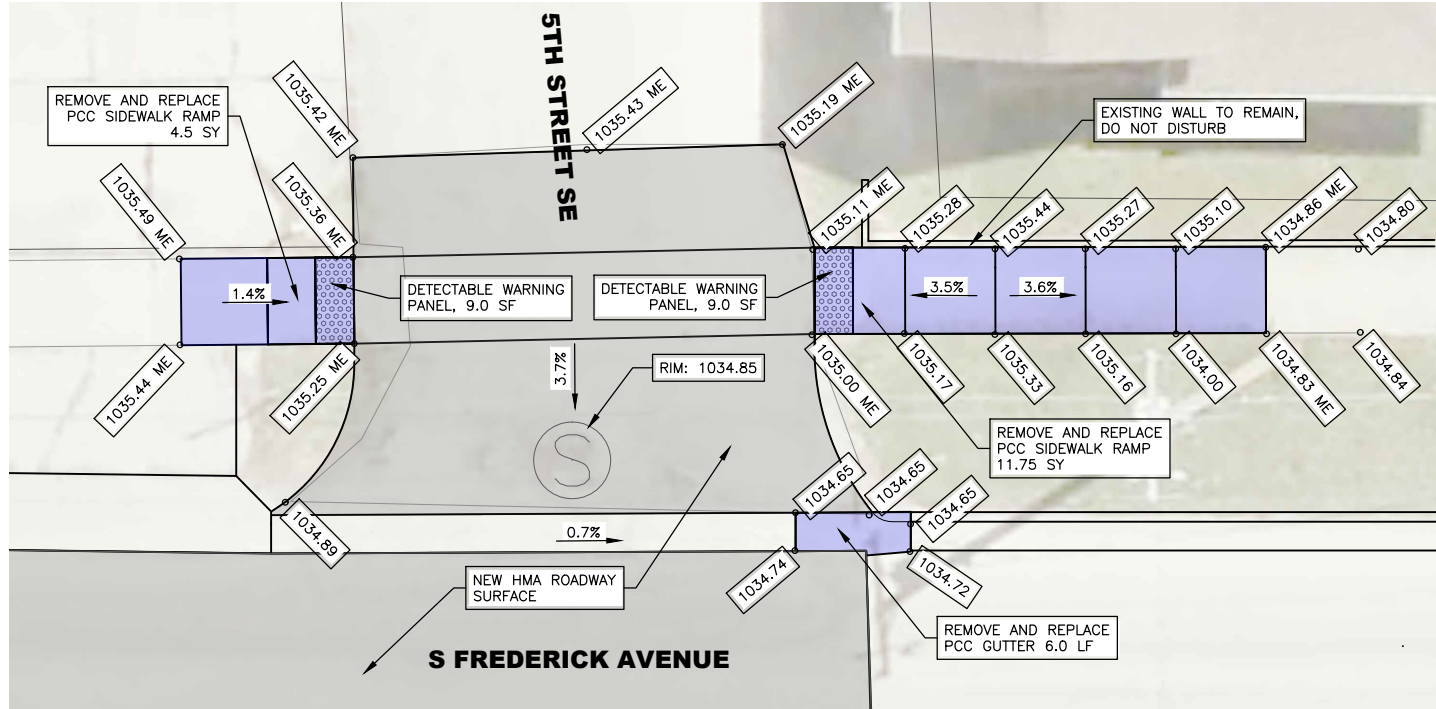
- 2" THICK ASPHALT
OVERALL TOTAL FOR S. FREDERICK AVENUE
868 TONS
- REMOVE AND REPLACE PCC
- PCC REMOVAL, REPLACE WITH TOPSOIL AND SEED WITH GRASS.



2 411 S FREDERICK AVENUE

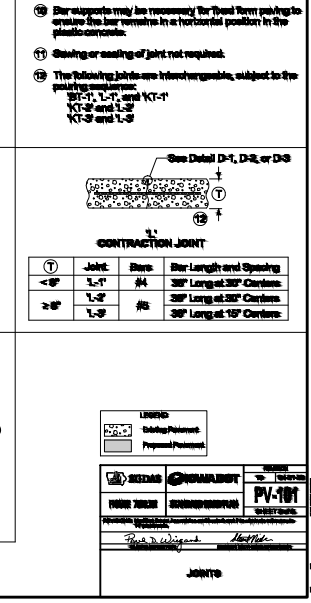
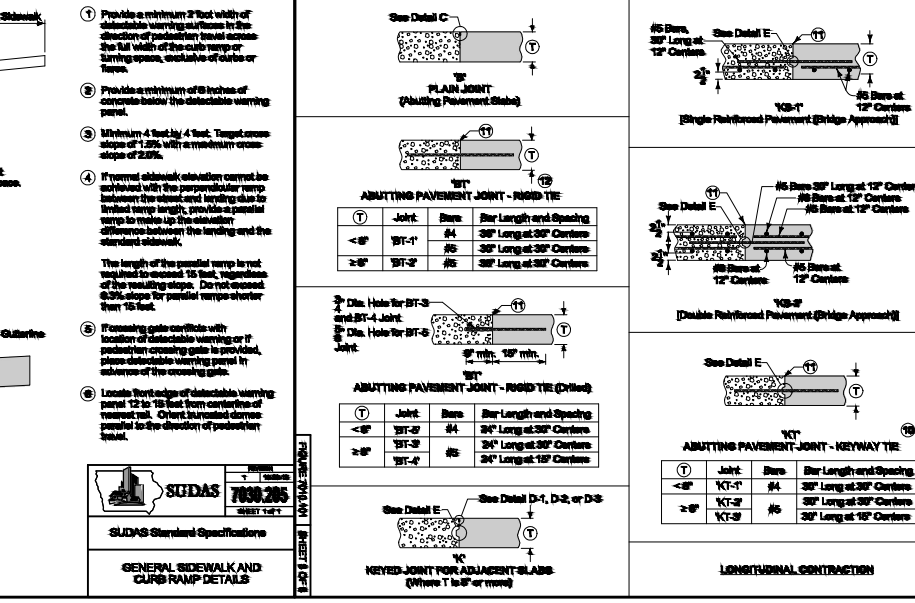
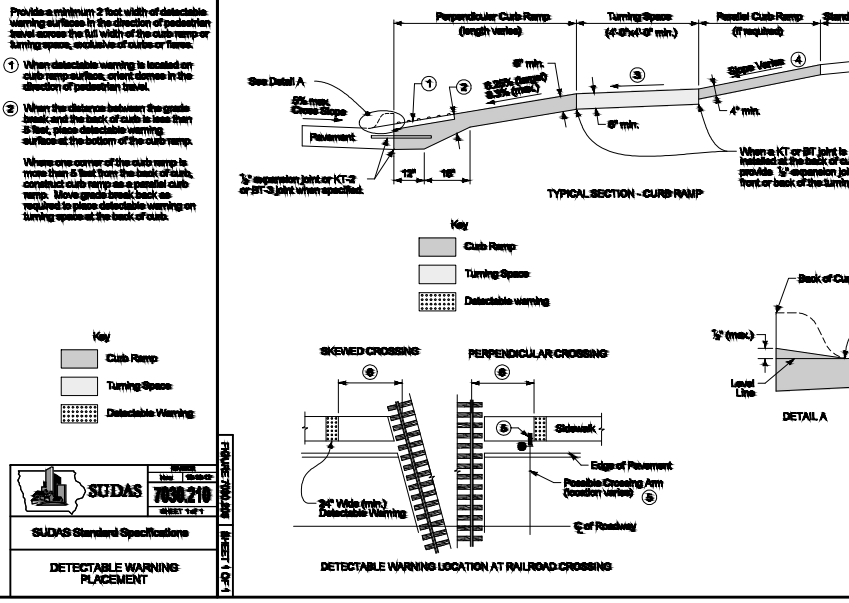
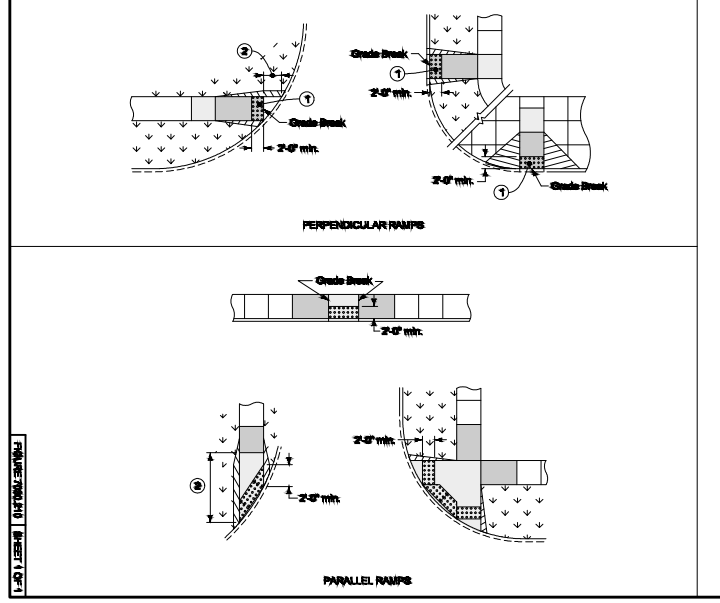

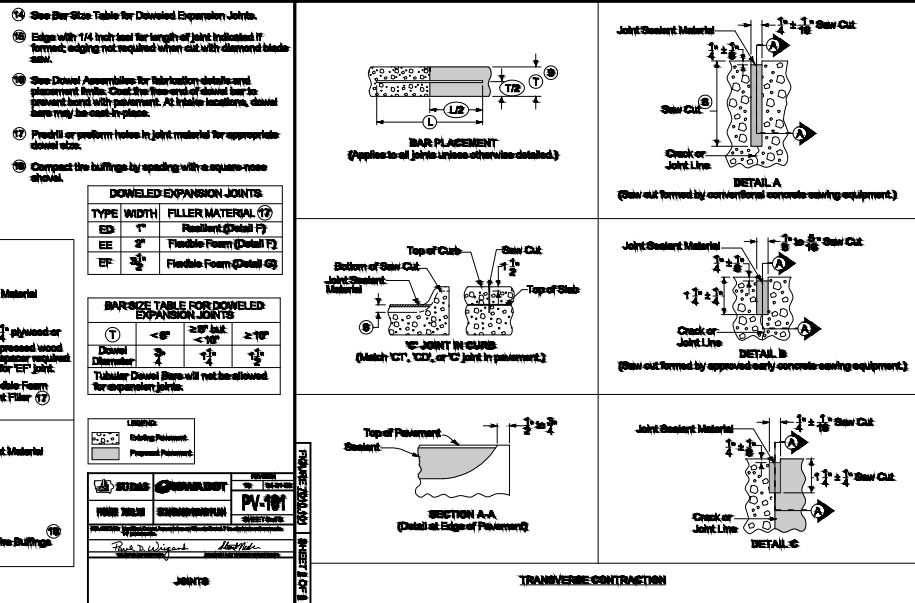
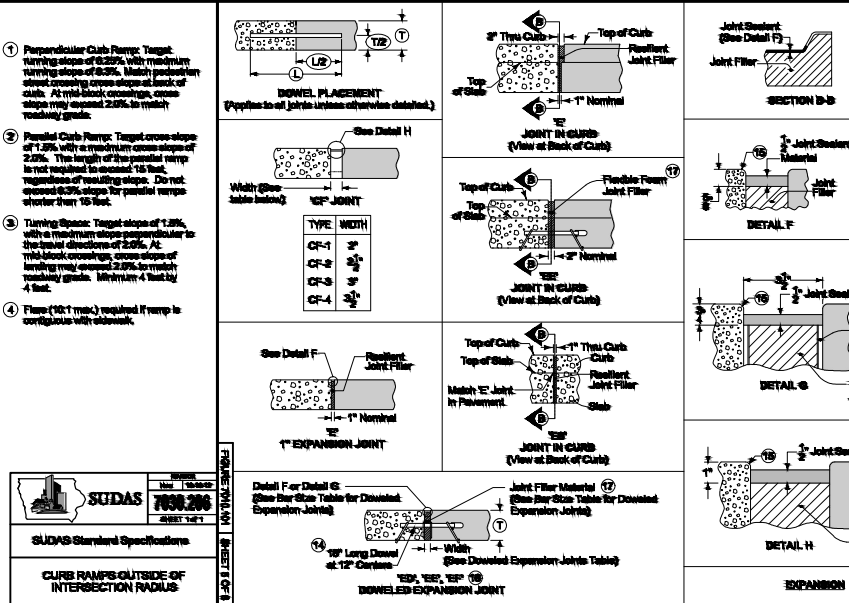
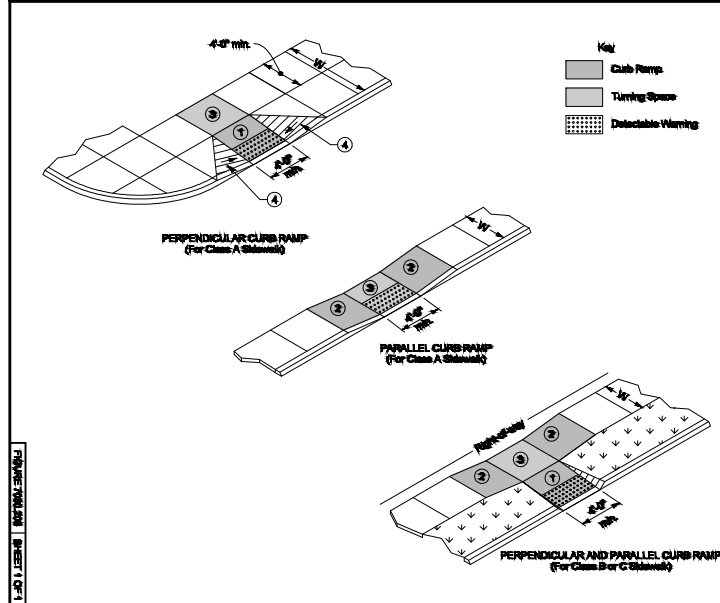

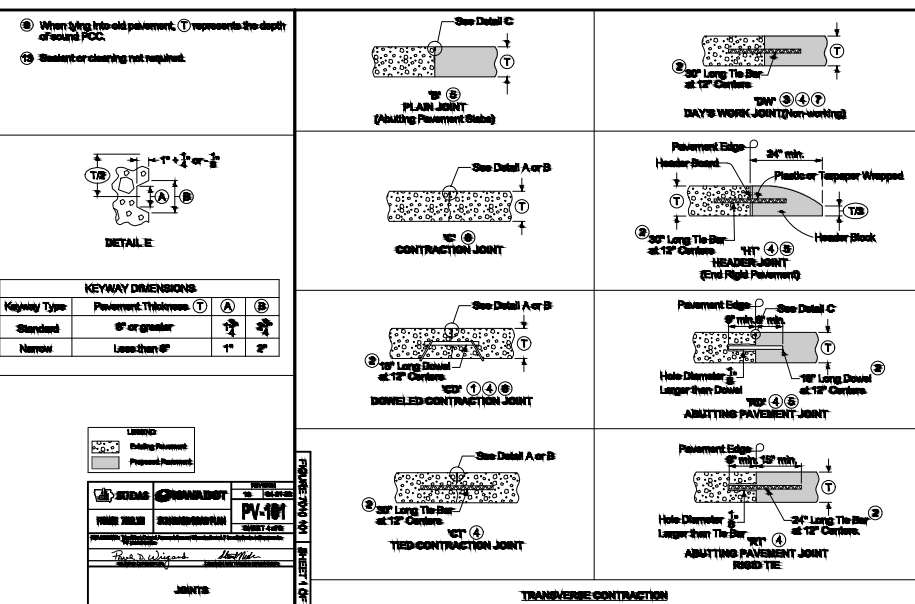
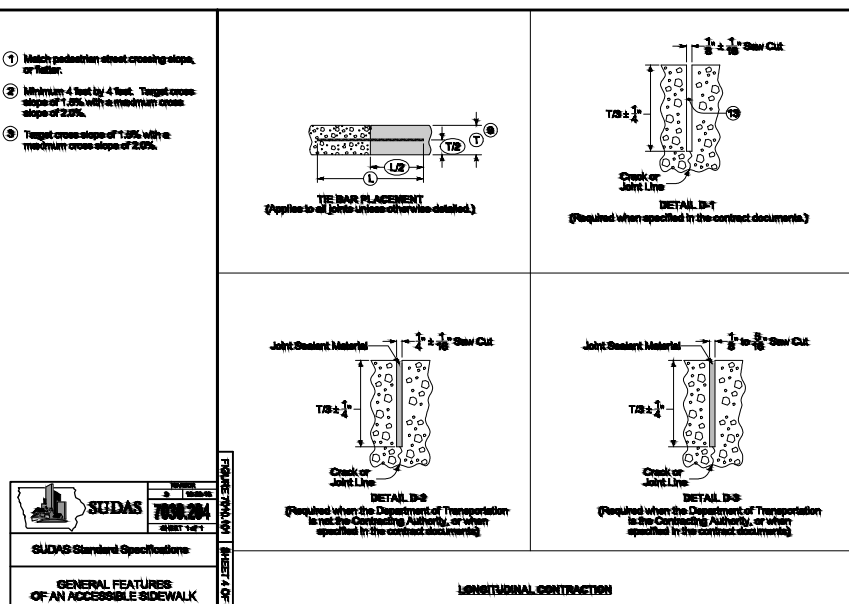
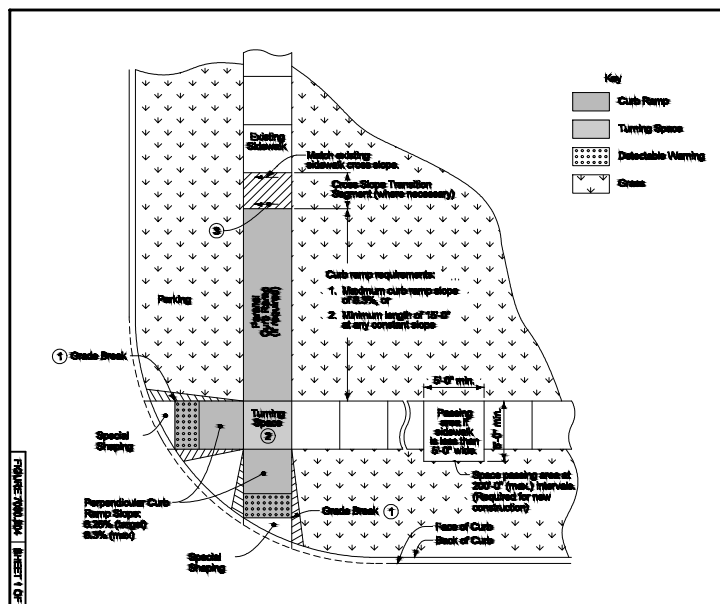


NOTE
1. PAVEMENT MARKINGS BY OWNER.



3 S FREDERICK AVENUE AND 5TH STREET SE

REVISIONS		
REV. NO.	DESCRIPTION	DATE



FEHR GRAHAM
 ENGINEERING & ENVIRONMENTAL

ILLINOIS
 IOWA
 WISCONSIN

OWNER/DEVELOPER:
 CITY OF OELWEIN
 20 2ND AVENUE SW
 OELWEIN, IA 50662

PROJECT AND LOCATION:
 2024 STREET IMPROVEMENTS
 (1ST ST. NE, 12TH AVE. SE,
 S. FREDERICK AVE.)
 OELWEIN, IOWA

DRAWN BY: JRA
 APPROVED BY: JSB
 DATE: 03/18/2024
 SCALE: AS NOTED

REVISIONS

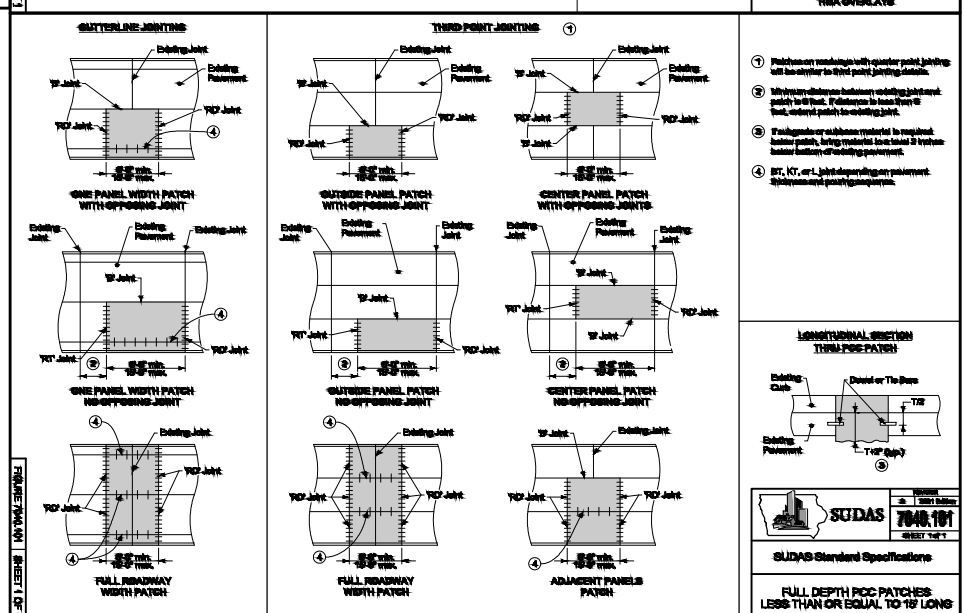

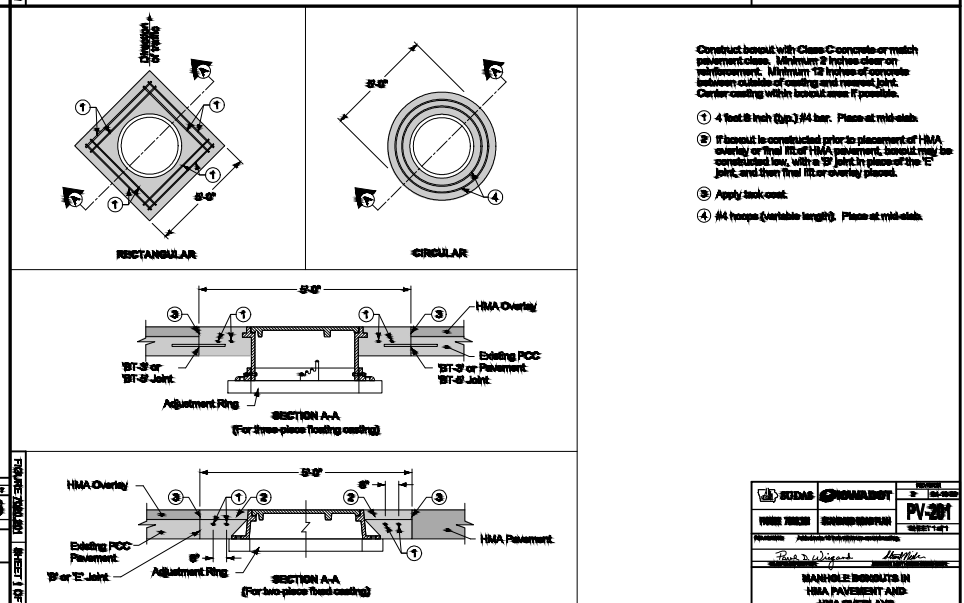
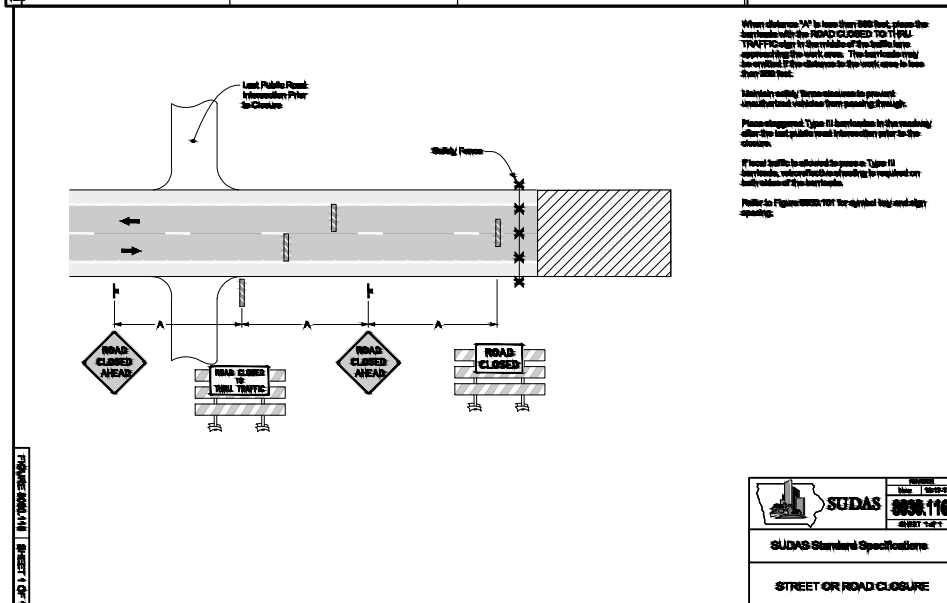
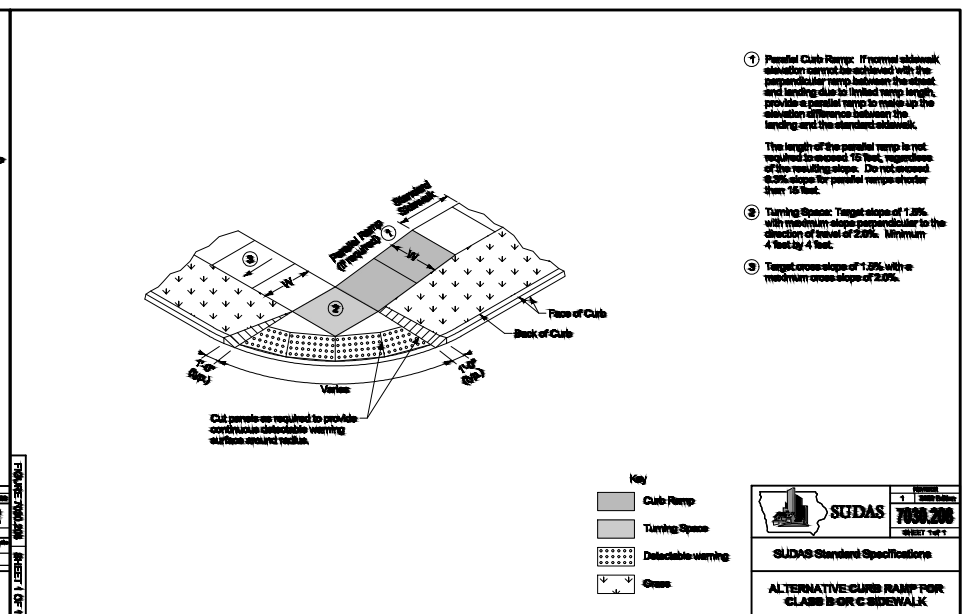
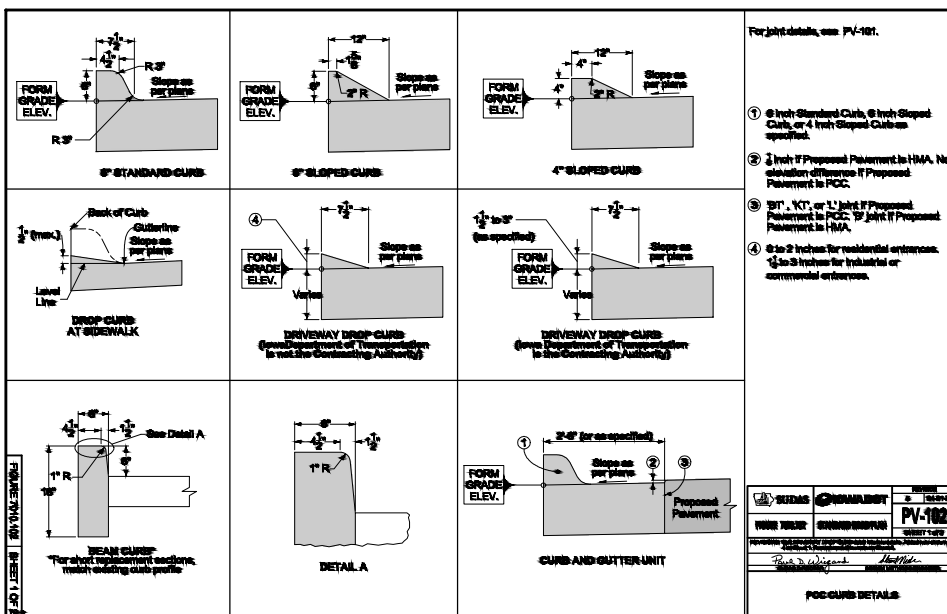
REV. NO.	DESCRIPTION	DATE

DRAWING:
 SUDAS DETAILS

SET TYPE: BID SET
 G:\C30\23\23-498\23-498-DESIGN.dwg, U05

JOB NUMBER:
 23-498

SHEET NUMBER:
 U.05



FEHR GRAHAM
ENGINEERING & ENVIRONMENTAL

ILLINOIS
IOWA
WISCONSIN

OWNER/DEVELOPER:
CITY OF OELWEIN
20 2ND AVENUE SW
OELWEIN, IA 50662

PROJECT AND LOCATION:
2024 STREET IMPROVEMENTS
(1ST ST. NE, 12TH AVE. SE,
S. FREDERICK AVE.)
OELWEIN, IOWA

DRAWN BY: JRA
APPROVED BY: JSB
DATE: 03/18/2024
SCALE: AS NOTED

REVISIONS		
REV. NO.	DESCRIPTION	DATE

DRAWING:
SUDAS DETAILS

SET TYPE: BID SET
G:\C30\23\23-498\23-498-DESIGN.dwg, U.06

JOB NUMBER:
23-498

SHEET NUMBER:
U.06