



From *concept* through *completion*,
Your *responsive* engineering & land surveying firm!

Re: Utility Rate Study

We want to thank all who participated in our recent water and sewer rate study. Attached is a copy of the results, as promised. We intend to update the information from time to time. If you have any questions or suggestions for improvements to the survey, please contact us.

Clapsaddle-Garber Associates, Inc. conducted a survey of agencies providing water and sanitary sewer service in our surrounding counties. A questionnaire was mailed to 289 cities in the surrounding 28 counties. We received 103 responses. Communities surveyed ranged in size from Galt, Iowa, with a population of 21 to Marshalltown, Iowa with a population of 27,591.

Tabular Presentation

Tables are included with alphabetical listings of the respondents along with their numerical values for population, monthly minimum; 3,000, 5,000, 10,000, and 100,000 gallons of water or sewer used per month. The populations listed were taken directly from the respondent's information.

Summary of Results and Trends

A table of the summary of the results from this year, as well as the 2019 and 2021 are presented. The monthly service charge for five selected water and sewer use volumes was calculated. The volumes evaluated were the monthly minimum; 3,000 gallons; 5,000 gallons; 10,000 gallons; and 100,000 gallons. Calculations were made to convert rates reported for hundreds of cubic feet to thousands of gallons and quarterly billings to a monthly amount.

Summary Graphs

Summary graphs are presented for both water rates and sewer rates. The average and median or middle value for each of these use volumes is also shown on the graph. The monthly minimum included some amount of water or sewer use in many cases. This ranged from zero to 3,000 gallons. No adjustments or deductions were made in the minimum in an attempt to "equalize" this value. The "density" of the "X's" for each of the use values indicated the frequency or "clustering" of the rate structure. The highest and lowest values for each amount used is also listed on the graph. For example, for water use of 5,000 gallons per month, the water varied from \$15.00 for a low to a high of \$83.90; the average was \$42.57; and the median or middle value was \$41.48.

Sincerely,

Katelyn Streight

Katelyn Streight, Administrative Assistant &
Lee Gallentine, P.E.

Ackley | Ames | Cedar Falls | Marshalltown
800-542-7981 | www.cgaconsultants.com

WATER RATE STUDY

August 2023

Compilation of 103

By: Clapsaddle-Garber Associates, Inc.

Respondents Sorted Alphabetically

City	Pop.	Minimum	2,000 Gal 267 CF	3,000 Gal 401 CF	5,000 Gal 668 CF	10,000 Gal 1,337 CF	100,000 Gal 13,368 CF	
Ackley	1576	\$ 34.70	\$ 40.50	\$ 46.30	\$ 57.90	\$ 86.90	\$ 608.90	
Alden	763	\$ 10.03	\$ 17.43	\$ 24.83	\$ 39.63	\$ 76.63	\$ 742.63	
Alleman	423	\$ 6.00	\$ 22.90	\$ 34.90	\$ 57.25	\$ 114.50	\$ 1,145.00	
Allison	966	\$ 7.09	\$ 8.71	\$ 11.90	\$ 16.99	\$ 25.97	\$ 113.15	
Atkins	2056	\$ 32.15	\$ 38.95	\$ 45.75	\$ 59.35	\$ 93.35	\$ 705.35	
Aurora	169	Water supplied by Iowa Rural Utilities Association						
Badger	522	\$ 22.57	\$ 25.97	\$ 32.77	\$ 46.37	\$ 80.37	\$ 692.37	
Belle Plaine	2330	\$ 11.38	\$ 18.76	\$ 26.14	\$ 40.90	\$ 77.80	\$ 742.00	
Belmond	2436	\$ 19.00	\$ 44.96	\$ 57.94	\$ 83.90	\$ 148.80	\$ 1,213.88	
Boone	12513	\$ 12.36	\$ 21.52	\$ 26.11	\$ 35.27	\$ 64.93	\$ 643.83	
Britt	2044	\$ 21.90	\$ 46.22	\$ 58.38	\$ 82.70	\$ 143.50	\$ 1,237.90	
Clermont	586	\$ 17.07	\$ 20.64	\$ 24.21	\$ 31.35	\$ 49.20	\$ 370.50	
Clive	18601	\$ 8.48	\$ 16.96	\$ 25.44	\$ 42.40	\$ 84.80	\$ 848.00	
Colfax	2255	\$ 31.82	\$ 31.82	\$ 38.21	\$ 57.38			
Crystal Lake	253	\$ 24.00	\$ 24.00	\$ 28.50	\$ 37.50	\$ 60.00	\$ 465.00	
Dakota City	759	\$ 36.39	\$ 40.45	\$ 44.51	\$ 52.64	\$ 70.46	\$ 278.71	
Denver	1919	\$ 10.00	\$ 15.50	\$ 18.25	\$ 23.75	\$ 37.50	\$ 285.00	
Dike	1304	\$ 15.00	\$ 9.72	\$ 14.58	\$ 24.30	\$ 48.60	\$ 486.00	
Dows	521	\$ 3.00	\$ 6.00	\$ 9.00	\$ 15.00	\$ 30.00	\$ 300.00	
Duncombe	381	\$ 26.50	\$ 26.50	\$ 32.50	\$ 44.50	\$ 74.50	\$ 614.50	
Dunkerton	842	\$ 23.26	\$ 23.26	\$ 29.86	\$ 43.06	\$ 76.06	\$ 669.26	
Dysart	1281	\$ 20.76	\$ 36.18	\$ 43.89	\$ 59.31	\$ 97.86	\$ 791.76	
Eldora	2663	\$ 9.36	\$ 15.15	\$ 20.94	\$ 32.53	\$ 61.47		
Fairbank	1111	\$ 19.31	\$ 27.93	\$ 36.54	\$ 53.77	\$ 96.84	\$ 872.05	
Ferguson	126	Iowa Regional Utilities- Newton						
Fertile	305	\$ 27.40	\$ 27.92	\$ 28.18	\$ 28.70	\$ 30.00	\$ 53.40	
Floyd	313	\$ 15.00	\$ 15.00	\$ 20.00	\$ 30.00	\$ 55.00	\$ 505.00	
Forest City	4324	\$ 14.50	\$ 20.40	\$ 23.35	\$ 29.25	\$ 44.00	\$ 309.50	
Fredericksburg	969	\$ 10.00	\$ 17.84	\$ 23.54	\$ 34.89	\$ 63.32	\$ 574.64	
Galt	21	\$ 60.00	\$ 60.00	\$ 60.00	\$ 60.00	\$ 60.00	\$ 60.00	
Garner	3051	\$ 6.60	\$ 6.70	\$ 10.05	\$ 16.75	\$ 33.50	\$ 335.00	
Garrison	344	\$ 22.05	\$ 26.05	\$ 34.05	\$ 50.05	\$ 90.05	\$ 730.05	
Gilmore City	487	\$ 30.00	\$ 30.00	\$ 37.50	\$ 52.50	\$ 90.00	\$ 765.00	
Goldfield	634	\$ 29.47	\$ 35.52	\$ 41.57	\$ 53.67	\$ 83.92	\$ 628.42	
Grafton	216	\$ 45.00	\$ 45.00	\$ 45.00	\$ 45.00	\$ 45.00	\$ 45.00	
Granger	1654	\$ 11.92	\$ 18.64	\$ 25.36	\$ 38.80	\$ 72.40	\$ 677.20	
Grimes	15392	\$ 10.72	\$ 21.44	\$ 32.16	\$ 53.60	\$ 107.20	\$ 1,072.00	
Grinnell	9564	\$ 11.74	\$ 19.98	\$ 29.39	\$ 48.22	\$ 87.98	\$ 618.27	
Grundy Center	2796	\$ 14.14	\$ 19.78	\$ 27.34	\$ 42.40	\$ 72.92	\$ 580.63	
Guernsey	62	Water supplied by outside source.						
Hampton	4337	\$ 10.00	\$ 21.30	\$ 26.05	\$ 35.55	\$ 54.58	\$ 359.98	
Hanlontown	206	\$ 21.49	\$ 21.49	\$ 21.49	\$ 21.49	\$ 21.49	\$ 21.49	
Hansell	82	\$ 18.75	\$ 18.75	\$ 18.75	\$ 18.75	\$ 18.75	\$ 18.75	
Holland	284	\$ 19.70	\$ 28.97	\$ 38.24	\$ 56.78	\$ 113.56	\$ 1,135.60	
Hudson	2500	\$ 17.86	\$ 25.02	\$ 33.22	\$ 49.56	\$ 90.50	\$ 826.80	
Humboldt	4773	\$ 14.46	\$ 31.88	\$ 40.59	\$ 58.01	\$ 93.51	\$ 637.81	
Huxley	4500	\$ 19.15	\$ 34.23	\$ 41.77	\$ 56.85	\$ 94.55	\$ 773.15	
Independence	6064	Independence Light & Power Does Utility Billing						
Janesville	1034	\$ 17.62	\$ 17.62	\$ 22.84	\$ 33.28	\$ 59.38	\$ 529.18	
Jesup	2508	\$ 12.01	\$ 20.61	\$ 24.91	\$ 33.51	\$ 55.01	\$ 361.51	
Johnston	24064	\$ 10.56	\$ 26.26	\$ 34.11	\$ 49.81	\$ 89.06	\$ 795.56	
Joice	208	\$ 36.05	\$ 36.05	\$ 40.37	\$ 49.01	\$ 70.61	\$ 459.41	
Kamrar	179	\$ 49.50	\$ 49.50	\$ 59.50	\$ 79.50	\$ 129.50		

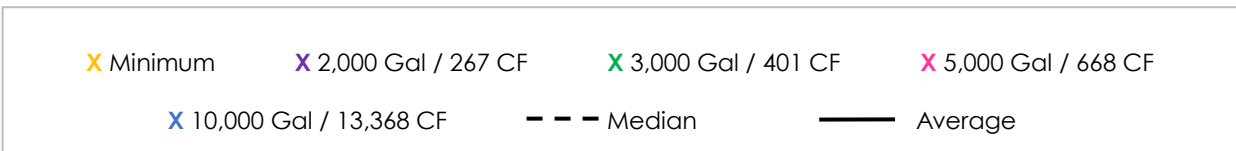
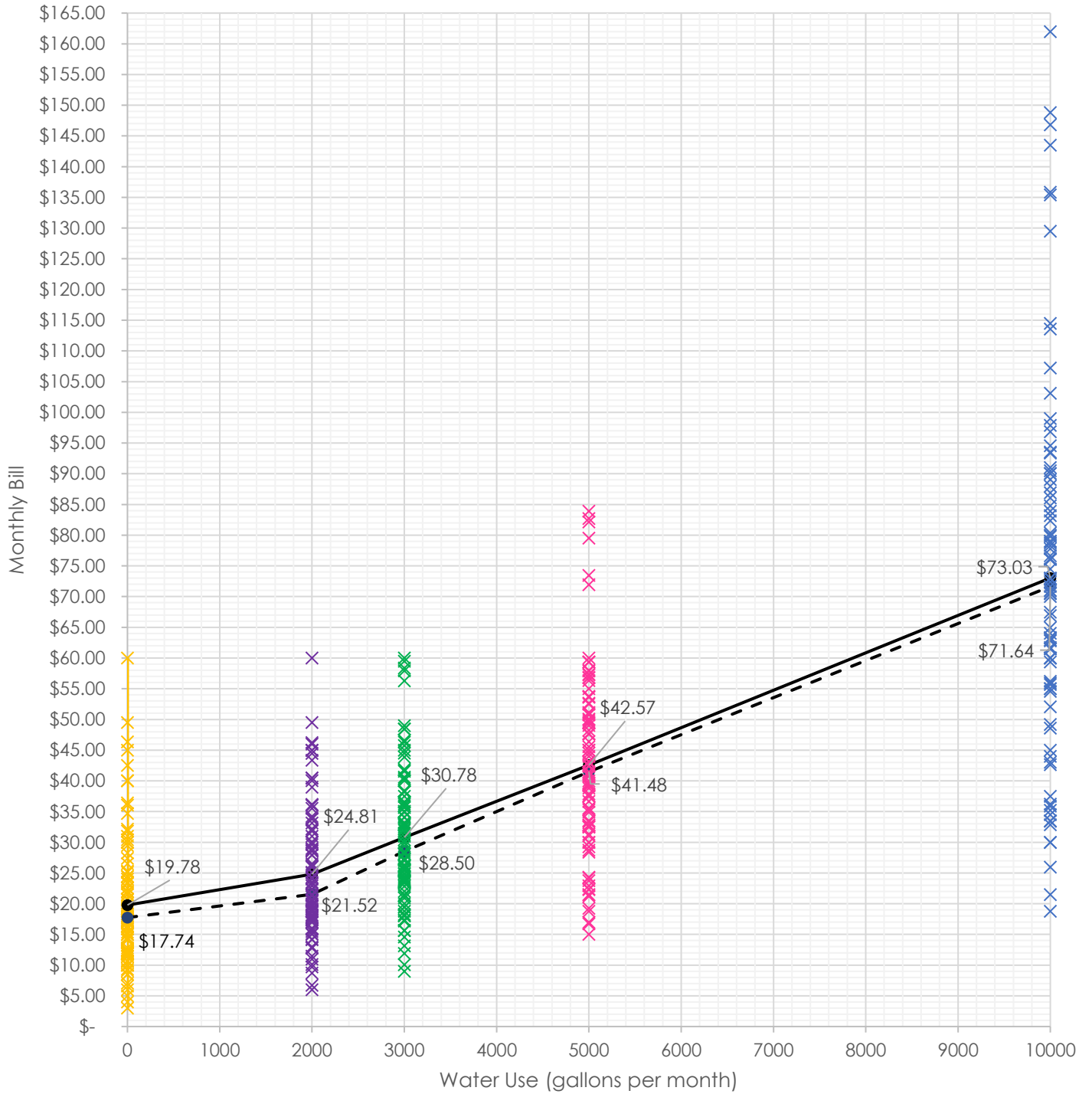
City	Pop.	Minimum	2,000 Gal 267 CF	3,000 Gal 401 CF	5,000 Gal 668 CF	10,000 Gal 1,337 CF	100,000 Gal 13,368 CF
Kanawha	658	\$ 20.66	\$ 20.66	\$ 23.61	\$ 39.35	\$ 78.70	\$ 787.00
Kelley	318	\$ 28.25	\$ 16.00	\$ 24.00	\$ 40.00	\$ 80.00	\$ 800.00
Lake Mills	2144	\$ 12.81	\$ 22.37	\$ 31.93	\$ 40.75	\$ 62.80	\$ 397.51
Lambs Grove	174	Iowa Regional Utilities- Newton					
Lamont	429	\$ 14.08	\$ 18.76	\$ 23.44	\$ 32.80	\$ 56.20	\$ 477.40
Latimer	477	\$ 15.91	\$ 15.91	\$ 18.03	\$ 22.27	\$ 32.87	\$ 112.67
Liscomb	292	\$ 5.00	\$ 11.00	\$ 22.00	\$ 44.00	\$ 99.00	\$ 1,089.00
Livermore	381	\$ 40.00	\$ 46.00	\$ 49.00	\$ 55.00	\$ 70.00	
Malcom	270	\$ 9.11	\$ 18.22	\$ 27.33	\$ 45.55	\$ 91.00	\$ 911.00
Marble Rock	271	\$ 16.46	\$ 29.64	\$ 36.23	\$ 49.41	\$ 82.36	\$ 675.46
Marshalltown	27591	Provided by Marshalltown Waterworks					
Mason City	27338	\$ 17.33	\$ 19.51	\$ 28.08	\$ 36.64	\$ 64.05	\$ 378.36
Melbourne	786	\$ 23.52	\$ 36.00	\$ 48.48	\$ 73.44	\$ 135.84	\$ 1,358.40
Millersburg	135	\$ 31.00	\$ 31.00	\$ 31.00	\$ 43.00	\$ 73.00	\$ 613.00
Mingo	302	\$ 22.52	\$ 28.79	\$ 35.06	\$ 47.60	\$ 78.95	\$ 643.25
Mitchellville	2485	\$ 8.50	\$ 33.88	\$ 46.57	\$ 71.95	\$ 135.40	\$ 1,502.50
Monroe	1969	\$ 19.51	\$ 28.54	\$ 32.96	\$ 41.17	\$ 66.90	
Nashua	1550	\$ 20.69	\$ 20.69	\$ 23.71	\$ 39.52	\$ 79.03	\$ 790.30
Nevada	6925	\$ 15.37	\$ 14.14	\$ 36.58	\$ 50.72	\$ 86.07	\$ 722.37
New Hampton	3500	\$ 12.00	\$ 12.78	\$ 15.67	\$ 21.45	\$ 35.90	\$ 269.00
Newton	15667	\$ 11.45	\$ 11.45	\$ 17.19	\$ 22.93	\$ 43.02	\$ 387.42
North English	1065	\$ 24.38	\$ 33.13	\$ 41.87	\$ 59.36	\$ 103.09	\$ 890.14
Oelwein	5920	\$ 12.51	\$ 19.72	\$ 25.70	\$ 37.61	\$ 67.45	\$ 604.03
Osage	3627	\$ 4.00	\$ 10.09	\$ 13.14	\$ 19.23	\$ 34.48	\$ 227.28
Parkersburg	2015	\$ 42.50	\$ 44.48	\$ 48.43	\$ 56.33	\$ 76.08	\$ 393.33
Polk City	5543	\$ 10.62	\$ 14.20	\$ 21.30	\$ 35.50	\$ 71.00	\$ 710.00
Prairie City	1800	\$ 17.24	\$ 22.30	\$ 31.49	\$ 51.15		
Reinbeck	1662	\$ 14.99	\$ 19.00	\$ 23.60	\$ 32.76	\$ 55.70	\$ 468.37
Riceville	806	\$ 11.40	\$ 15.80	\$ 18.00	\$ 22.40	\$ 33.40	\$ 231.40
Roland	1362	\$ 18.71	\$ 23.50	\$ 33.08	\$ 37.87	\$ 76.19	\$ 593.51
Rowan	121	\$ 21.50	\$ 21.50	\$ 25.50	\$ 33.50	\$ 61.50	\$ 421.50
Rudd	355	\$ 40.04	\$ 40.04	\$ 40.04	\$ 50.98	\$ 78.33	\$ 570.63
Sheffield	1130	\$ 17.00	\$ 17.00	\$ 19.40	\$ 24.20	\$ 36.20	\$ 252.20
Shellsburg	972	\$ 17.00	\$ 17.00	\$ 23.83	\$ 37.49	\$ 71.64	\$ 686.34
Slater	1540	\$ 12.16	\$ 24.31	\$ 30.41	\$ 42.55	\$ 72.99	\$ 620.40
State Center	1391	\$ 30.43	\$ 43.36	\$ 56.29	\$ 82.15	\$ 146.80	\$ 1,310.50
Story City	3411	\$ 20.04	\$ 28.61	\$ 32.91	\$ 41.48	\$ 62.96	\$ 449.15
Stratford	707	\$ 18.38	\$ 30.08	\$ 35.93	\$ 47.63	\$ 79.78	\$ 632.38
Thornton	422	\$ 24.47	\$ 33.77	\$ 38.42	\$ 47.72	\$ 70.97	\$ 489.47
Union	421	\$ 25.33	\$ 32.17	\$ 35.66	\$ 39.15	\$ 42.64	\$ 46.13
Urbana	1550	\$ 19.17	\$ 19.17	\$ 27.17	\$ 43.17	\$ 83.17	\$ 803.17
Ventura	711	\$ 30.00	\$ 30.00	\$ 30.00	\$ 30.00	\$ 60.00	\$ 600.00
Vincent	130	\$ 17.37	\$ 17.37	\$ 17.37	\$ 28.39	\$ 55.94	\$ 551.84
Waverly	10394	\$ 11.91	\$ 12.97	\$ 19.49	\$ 32.46	\$ 61.71	\$ 444.04
West Gate	192	\$ 46.35					
West Union	2490	\$ 16.22	\$ 20.32	\$ 24.42	\$ 32.62	\$ 52.04	\$ 372.98
Whitten	98	Iowa Regional Utilities- Newton					
Williamsburg	3364	\$ 25.13	\$ 25.13	\$ 26.32	\$ 31.08	\$ 63.33	\$ 643.83
Winthrop	823	\$ 10.00	\$ 12.80	\$ 15.60	\$ 21.20	\$ 35.20	\$ 231.20
Woden	188	\$ 18.00	\$ 18.00	\$ 27.00	\$ 45.00	\$ 162.00	\$ 1,764.00

Average	\$ 19.78	\$ 24.81	\$ 30.78	\$ 42.57	\$ 73.03	\$ 602.49
Minimum	\$ 3.00	\$ 6.00	\$ 9.00	\$ 15.00	\$ 18.75	\$ 18.75
Maximum	\$ 60.00	\$ 60.00	\$ 60.00	\$ 83.90	\$ 162.00	\$ 1,764.00
Median	\$ 17.74	\$ 21.52	\$ 28.50	\$ 41.48	\$ 71.64	\$ 608.90

WATER RATE STUDY SUMMARY

August 2023

BY: CLAPSADDLE-GARBER ASSOCIATES, INC.



SEWER RATE STUDY

August 2023

Compilation of 103 Responses

By: Clapsaddle-Garber Associates, Inc.

Respondents Sorted Alphabetically

City	Pop.	Minimum	2,000 Gal 267 CF	3,000 Gal 401 CF	5,000 Gal 668 CF	10,000 Gal 1,337 CF	100,000 Gal 13,368 CF	
Ackley	1576	\$ 58.75	\$ 63.87	\$ 68.99	\$ 79.23	\$ 104.83	\$ 565.63	
Alden	763	\$ 21.74	\$ 22.91	\$ 24.08	\$ 26.42	\$ 32.27	\$ 137.57	
Alleman	423	No Rates Provided						
Allison	966	\$ 8.50	\$ 12.41	\$ 20.16	\$ 35.66	\$ 74.41	\$ 771.91	
Atkins	2056	\$ 67.25	\$ 72.85	\$ 78.45	\$ 89.65	\$ 117.65	\$ 621.65	
Aurora	169	\$ 30.62	\$ 30.62	\$ 30.62	\$ 30.62	\$ 30.62	\$ 30.62	
Badger	522	\$ 18.30	\$ 20.09	\$ 23.66	\$ 30.80	\$ 48.65	\$ 369.65	
Belle Plaine	2330	\$ 13.84	\$ 25.68	\$ 37.52	\$ 61.20	\$ 120.40	\$ 1,186.00	
Belmond	2436	\$ 22.85	\$ 32.06	\$ 41.27	\$ 59.69	\$ 105.74	\$ 934.64	
Boone	12513	\$ 3.09	\$ 25.01	\$ 36.01	\$ 57.93	\$ 112.86	\$ 1,100.60	
Britt	2044	\$ 6.37	\$ 19.11	\$ 25.48	\$ 38.22	\$ 70.07	\$ 643.37	
Clermont	586	\$ 17.07	\$ 20.64	\$ 24.21	\$ 31.35	\$ 49.20	\$ 370.50	
Clive	18601	\$ 6.47	\$ 12.94	\$ 25.44	\$ 42.40	\$ 64.70	\$ 647.00	
Colfax	2255	\$ 28.90	\$ 35.75	\$ 42.60	\$ 56.30			
Crystal Lake	253	\$ 27.75	\$ 27.75	\$ 27.75	\$ 33.35	\$ 47.35	\$ 299.35	
Dakota City	759	\$ 54.25	\$ 59.75	\$ 65.25	\$ 76.25	\$ 103.75	\$ 593.25	
Denver	1919	\$ 30.00	\$ 42.60	\$ 48.90	\$ 61.50	\$ 93.00	\$ 660.00	
Dike	1304	\$ 23.00	\$ 24.00	\$ 36.00	\$ 60.00	\$ 120.00	\$ 1,200.00	
Dows	521	\$ 3.00	\$ 6.00	\$ 9.00	\$ 15.00	\$ 30.00	\$ 300.00	
Duncombe	381	\$ 19.00	\$ 19.00	\$ 21.50	\$ 26.50	\$ 39.00	\$ 264.00	
Dunkerton	842	\$ 13.99	\$ 13.99	\$ 18.59	\$ 27.79	\$ 50.79	\$ 464.79	
Dysart	1281	\$ 6.07	\$ 15.01	\$ 19.49	\$ 28.43	\$ 50.79	\$ 453.25	
Eldora	2663	\$ 27.45	\$ 44.31	\$ 61.17	\$ 94.86	\$ 179.14		
Fairbank	1111	\$ 55.00	\$ 61.32	\$ 64.48	\$ 70.80	\$ 86.60	\$ 371.00	
Ferguson	126	Iowa Regional Utilities- Newton						
Fertile	305	\$ 27.40	\$ 27.92	\$ 28.18	\$ 28.70	\$ 30.00	\$ 53.40	
Floyd	313	\$ 15.00	\$ 15.00	\$ 15.00	\$ 19.00	\$ 29.00	\$ 209.00	
Forest City	4324	\$ 16.00	\$ 32.00	\$ 40.00	\$ 56.00	\$ 96.00	\$ 816.00	
Fredericksburg	969	\$ 5.00	\$ 15.84	\$ 21.54	\$ 32.89	\$ 61.32	\$ 572.64	
Galt								
Garner	3051	\$ 12.30	\$ 9.20	\$ 13.80	\$ 23.00	\$ 46.00	\$ 460.00	
Garrison	344	\$ 23.00	\$ 23.00	\$ 23.00	\$ 24.00	\$ 24.00	\$ 24.50	
Gilmore City	487	\$ 27.60	\$ 27.60	\$ 34.35	\$ 47.85	\$ 81.60	\$ 689.10	
Goldfield	634	\$ 22.42	\$ 26.66	\$ 30.90	\$ 39.38	\$ 67.63	\$ 442.18	
Grafton	216	\$ 22.50	\$ 22.50	\$ 22.50	\$ 22.50	\$ 22.50	\$ 22.50	
Granger	1654	\$ 31.25	\$ 43.25	\$ 55.25	\$ 79.25	\$ 139.25	\$ 1,219.25	
Grimes	15392	\$ 8.84	\$ 17.68	\$ 26.52	\$ 44.20	\$ 88.40	\$ 884.00	
Grinnell	9564	\$ 4.83	\$ 22.43	\$ 31.23	\$ 48.83	\$ 92.83	\$ 671.94	
Grundy Center	2796	\$ 22.07	\$ 25.75	\$ 27.60	\$ 31.29	\$ 40.52	\$ 206.55	
Guernsey	62	No Sewer Provided						
Hampton	4337	\$ 36.13	\$ 41.75	\$ 44.56	\$ 50.18	\$ 64.23	\$ 282.28	
Hanlontown	206	No Sewer Provided						
Hansell	3.75	\$ 3.75	\$ 3.75	\$ 3.75	\$ 3.75	\$ 3.75	\$ 3.75	
Holland	284	\$ 17.00	\$ 23.00	\$ 29.00	\$ 41.00	\$ 82.00	\$ 820.00	
Hudson	2500	\$ 16.18	\$ 22.84	\$ 30.48	\$ 45.70	\$ 83.83	\$ 769.60	
Humboldt	4773	\$ 13.38	\$ 26.24	\$ 32.67	\$ 45.53	\$ 77.68	\$ 656.38	
Huxley	4500	\$ 25.00	\$ 35.32	\$ 40.48	\$ 50.80	\$ 76.60	\$ 541.00	
Independence	6064	Independence Light & Power Does Utility Billing						
Janesville	1034	\$ 23.71	\$ 23.71	\$ 27.96	\$ 36.46	\$ 57.71	\$ 440.21	
Jesup	2508	\$ 31.18	\$ 44.58	\$ 51.28	\$ 64.68	\$ 98.18	\$ 575.68	
Johnston	24064	\$ 7.67	\$ 21.85	\$ 28.94	\$ 43.12	\$ 78.57	\$ 716.67	
Joice	208	\$ 46.00	\$ 46.00	\$ 47.50	\$ 50.50	\$ 58.00	\$ 193.00	
Kamrar	179	\$ 23.00	\$ 23.00	\$ 23.00	\$ 23.00	\$ 23.00	\$ 23.00	

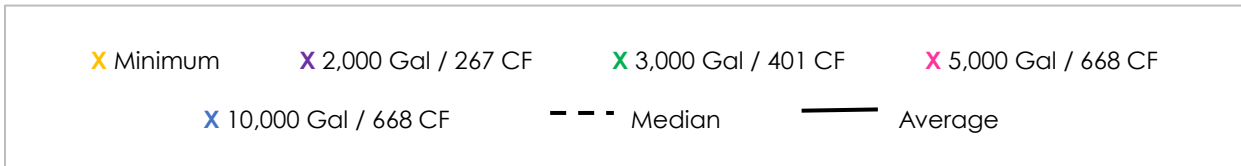
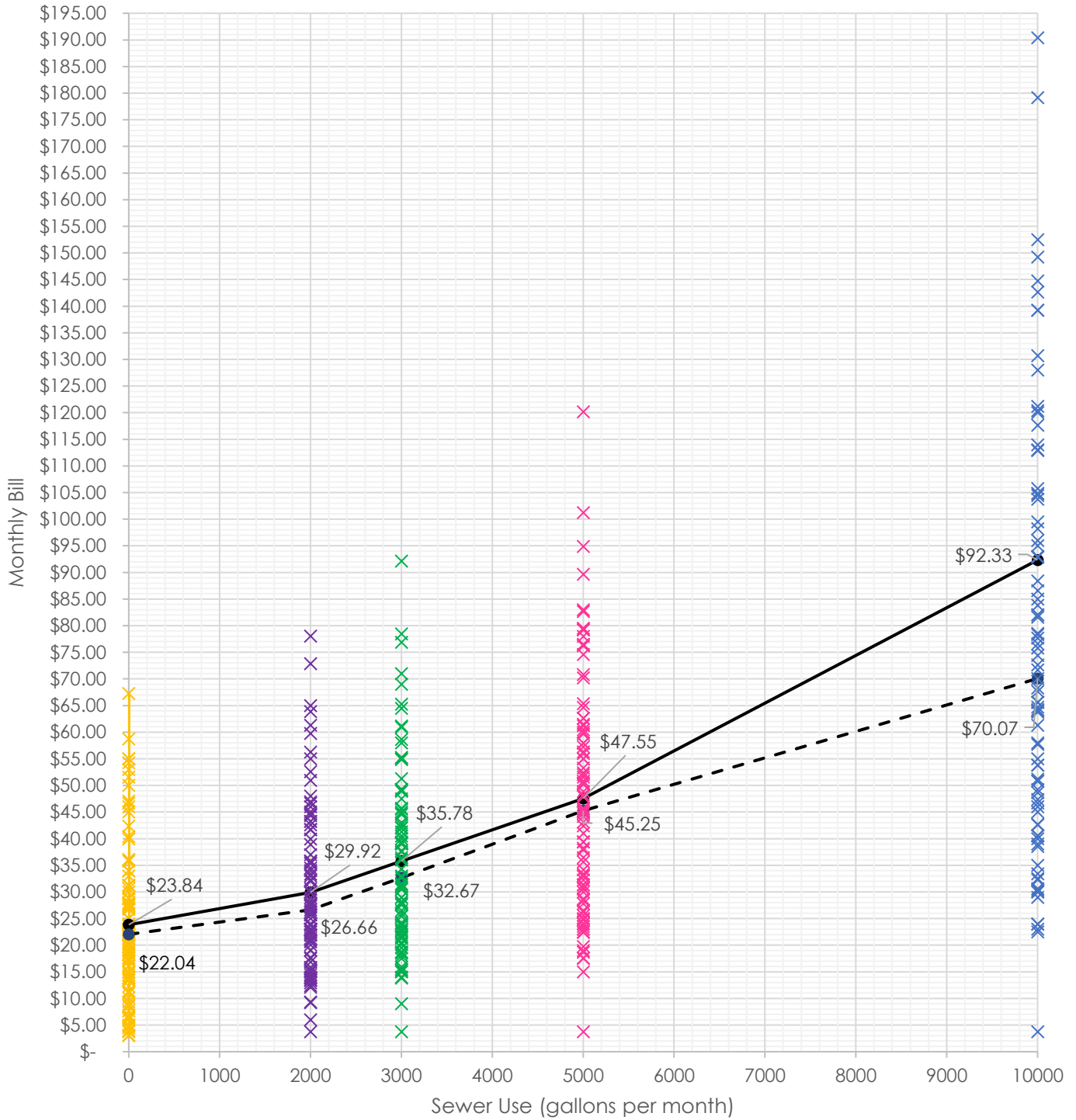
City	Pop.	Minimum	2,000 Gal 267 CF	3,000 Gal 401 CF	5,000 Gal 668 CF	10,000 Gal 1,337 CF	100,000 Gal 13,368 CF	
Kanawha	658	\$ 13.43	\$ 13.43	\$ 15.35	\$ 25.58	\$ 51.16	\$ 511.55	
Kelley	318	\$ 28.70	\$ 15.16	\$ 22.74	\$ 37.90	\$ 75.80	\$ 758.00	
Lake Mills	2144	\$ 10.10	\$ 16.86	\$ 23.62	\$ 32.24	\$ 53.79	\$ 436.39	
Lambs Grove	174	Iowa Regional Utilities- Newton						
Lamont	429	\$ 11.26	\$ 13.38	\$ 15.50	\$ 19.74	\$ 30.34	\$ 221.14	
Latimer	477	\$ 13.80	\$ 13.80	\$ 15.07	\$ 17.61	\$ 23.96	\$ 138.26	
Liscomb	292	\$ 22.00	\$ 22.00	\$ 22.00	\$ 25.00	\$ 32.50	\$ 167.50	
Livermore	381	\$ 20.00	\$ 24.00	\$ 26.00	\$ 30.00	\$ 40.00		
Malcom	270	\$ 6.83	\$ 13.86	\$ 20.49	\$ 34.15	\$ 68.30	\$ 683.00	
Marble Rock	271	\$ 18.21	\$ 28.91	\$ 34.26	\$ 44.96	\$ 71.71	\$ 553.21	
Marshalltown	27591	\$ 23.99	\$ 32.29	\$ 36.46	\$ 44.76	\$ 65.57	\$ 439.74	
Mason City	27338	\$ 10.97	\$ 13.45	\$ 18.76	\$ 24.08	\$ 42.67	\$ 361.47	
Melbourne	786	\$ 51.54	\$ 56.28	\$ 60.92	\$ 70.20	\$ 439.74	\$ 934.00	
Millersburg	135	\$ 33.00	\$ 33.00	\$ 33.00	\$ 52.00	\$ 99.50	\$ 954.50	
Mingo	302	\$ 35.79	\$ 38.90	\$ 42.01	\$ 48.23	\$ 63.78	\$ 343.68	
Mithellville	2485	\$ 4.00	\$ 27.44	\$ 39.16	\$ 62.60	\$ 121.20	\$ 1,324.00	
Monroe	1969	\$ 18.67	\$ 27.32	\$ 31.54	\$ 39.41	\$ 64.10		
Nashua	1550	\$ 39.92	\$ 39.92	\$ 45.74	\$ 76.24	\$ 152.48	\$ 1,524.83	
Nevada	6925	\$ 28.00	\$ 48.00	\$ 58.00	\$ 78.00	\$ 128.00	\$ 1,028.00	
New Hampton	3500	\$ 15.00	\$ 15.32	\$ 18.48	\$ 24.80	\$ 40.60	\$ 325.00	
Newton	15667	\$ 14.49	\$ 14.49	\$ 23.79	\$ 33.09	\$ 65.64	\$ 623.64	
North English	1065	\$ 53.00	\$ 65.00	\$ 71.00	\$ 83.00	\$ 113.00	\$ 653.00	
Oelwein	5920	\$ 17.55	\$ 30.05	\$ 39.37	\$ 57.92	\$ 104.42	\$ 940.57	
Osage	3627	\$ 4.50	\$ 12.11	\$ 15.93	\$ 23.54	\$ 42.60	\$ 450.93	
Parkersburg	2015	\$ 31.25	\$ 43.25	\$ 55.25	\$ 79.25	\$ 139.25	\$ 1,219.25	
Polk City	5543	\$ 19.74	\$ 26.14	\$ 39.21	\$ 65.35	\$ 130.70	\$ 1,307.00	
Prairie City	1800	\$ 26.73	\$ 34.50	\$ 49.07	\$ 79.53			
Reinbeck	1662	\$ 23.65	\$ 35.84	\$ 49.25	\$ 76.49	\$ 144.72	\$ 1,371.89	
Riceville	806	\$ 11.40	\$ 15.80	\$ 18.00	\$ 22.40	\$ 33.40	\$ 231.40	
Roland	1362	\$ 40.40	\$ 52.56	\$ 76.88	\$ 101.20	\$ 1,256.40	\$ 12,200.40	
Rowan	121	\$ 55.00	\$ 55.00	\$ 55.00	\$ 55.00	\$ 55.00	\$ 55.00	
Rudd	355	\$ 21.27	\$ 21.27	\$ 21.27	\$ 26.21	\$ 38.56	\$ 260.86	
Sheffield	1130	\$ 34.00	\$ 34.00	\$ 37.75	\$ 45.25	\$ 64.00	\$ 401.50	
Shellsburg	972	\$ 25.00	\$ 37.00	\$ 43.00	\$ 55.00	\$ 85.00	\$ 625.00	
Slater	1540	\$ 50.00	\$ 78.04	\$ 92.11	\$ 120.14	\$ 190.39	\$ 1,453.64	
State Center	1391	\$ 17.65	\$ 28.35	\$ 39.05	\$ 60.45	\$ 113.95	\$ 1,076.95	
Story City	3411	\$ 22.15	\$ 33.36	\$ 38.99	\$ 50.21	\$ 78.30	\$ 583.61	
Stratford	707	\$ 9.36	\$ 9.36	\$ 14.01	\$ 18.68	\$ 46.70	\$ 62.44	
Thornton	422	\$ 33.94	\$ 41.68	\$ 45.55	\$ 53.29	\$ 72.64	\$ 420.94	
Union	421	\$ 42.34	\$ 46.94	\$ 49.24	\$ 51.54	\$ 53.84	\$ 56.14	
Urbana	1550	\$ 46.64	\$ 46.64	\$ 58.64	\$ 82.64	\$ 142.64	\$ 1,222.64	
Ventura	711	\$ 17.50	\$ 17.50	\$ 17.50	\$ 17.50	\$ 35.00	\$ 350.00	
Vincent	130							
Waverly	10394	\$ 19.21	\$ 20.93	\$ 31.44	\$ 52.37	\$ 104.82	\$ 1,048.05	
West Gate	192	\$ 20.50						
West Union	2490	\$ 47.06	\$ 50.95	\$ 54.84	\$ 62.62	\$ 82.07	\$ 432.17	
Whitten	98	Iowa Regional Utilities- Newton						
Williamsburg	3364	\$ 14.92	\$ 29.84	\$ 44.76	\$ 74.60	\$ 149.20	\$ 1,492.00	
Winthrop	823	\$ 27.00	\$ 35.46	\$ 42.12	\$ 57.24	\$ 95.04	\$ 624.24	
Woden	188	\$ 45.00	\$ 45.00	\$ 45.00	\$ 45.00	\$ 45.00	\$ 45.00	

Average	\$ 23.84	\$ 29.92	\$ 35.78	\$ 47.55	\$ 92.33	\$ 718.07
Minimum	\$ 3.00	\$ 3.75	\$ 3.75	\$ 3.75	\$ 3.75	\$ 3.75
Maximum	\$ 67.25	\$ 78.04	\$ 92.11	\$ 120.14	\$ 1,256.40	\$ 12,200.40
Median	\$ 22.04	\$ 26.66	\$ 32.67	\$ 45.25	\$ 70.07	\$ 559.42

SEWER RATE STUDY SUMMARY

August 2023

BY: CLAPSADDLE-GARBER ASSOCIATES, INC.



Summary of Results and Trends

August 2023

By: Clapsaddle-Garber Associates, Inc.

Water Rates						
2019 Survey	Minimum	2,000 Gal 267 CF	3,000 Gal 401 CF	5,000 Gal 668 CF	10,000 Gal 1,337 CF	100,000 Gal 13,368 CF
Lowest	\$ -	\$ 5.00	\$ 6.30	\$ 10.50	\$ 15.73	\$ 15.73
Median	\$ 15.72	\$ 20.49	\$ 25.26	\$ 34.50	\$ 58.07	\$ 476.50
Average	\$ 16.70	\$ 21.83	\$ 26.56	\$ 36.17	\$ 60.37	\$ 489.25
Highest	\$ 40.00	\$ 46.00	\$ 52.39	\$ 78.25	\$ 142.90	\$ 1,328.16
2021 Survey	Minimum	2,000 Gal 267 CF	3,000 Gal 401 CF	5,000 Gal 668 CF	10,000 Gal 1,337 CF	100,000 Gal 13,368 CF
Lowest	\$ -	\$ 5.00	\$ 6.30	\$ 10.50	\$ 21.00	\$ 21.49
Median	\$ 17.00	\$ 21.51	\$ 28.54	\$ 37.80	\$ 68.50	\$ 533.95
Average	\$ 17.98	\$ 23.16	\$ 28.47	\$ 39.37	\$ 67.17	\$ 592.22
Highest	\$ 54.28	\$ 54.28	\$ 64.09	\$ 83.71	\$ 142.90	\$ 5,869.00
2023 Survey	Minimum	2,000 Gal 267 CF	3,000 Gal 401 CF	5,000 Gal 668 CF	10,000 Gal 1,337 CF	100,000 Gal 13,368 CF
Lowest	\$ 3.00	\$ 6.00	\$ 9.00	\$ 15.00	\$ 18.75	\$ 18.75
Median	\$ 17.74	\$ 21.52	\$ 28.50	\$ 41.48	\$ 71.64	\$ 608.90
Average	\$ 19.78	\$ 24.81	\$ 30.78	\$ 42.57	\$ 73.03	\$ 602.49
Highest	\$ 60.00	\$ 60.00	\$ 60.00	\$ 83.90	\$ 162.00	\$ 1,764.00

Sewer Rates						
2019 Survey	Minimum	2,000 Gal 267 CF	3,000 Gal 401 CF	5,000 Gal 668 CF	10,000 Gal 1,337 CF	100,000 Gal 13,368 CF
Lowest	\$ 2.00	\$ 5.00	\$ 6.10	\$ 8.30	\$ 12.50	\$ 12.50
Median	\$ 18.78	\$ 23.31	\$ 27.96	\$ 37.04	\$ 57.71	\$ 437.83
Average	\$ 21.87	\$ 26.52	\$ 30.99	\$ 40.02	\$ 62.61	\$ 474.97
Highest	\$ 55.00	\$ 64.87	\$ 76.44	\$ 99.58	\$ 178.00	\$ 1,522.50
2021 Survey	Minimum	2,000 Gal 267 CF	3,000 Gal 401 CF	5,000 Gal 668 CF	10,000 Gal 1,337 CF	100,000 Gal 13,368 CF
Lowest	\$ 3.00	\$ 5.00	\$ 6.10	\$ 8.30	\$ 13.75	\$ 13.75
Median	\$ 17.56	\$ 23.87	\$ 29.19	\$ 40.98	\$ 64.43	\$ 445.08
Average	\$ 21.58	\$ 26.64	\$ 31.39	\$ 42.39	\$ 69.27	\$ 520.12
Highest	\$ 59.22	\$ 63.74	\$ 74.50	\$ 97.50	\$ 178.00	\$ 1,569.50
2023 Survey	Minimum	2,000 Gal 267 CF	3,000 Gal 401 CF	5,000 Gal 668 CF	10,000 Gal 1,337 CF	100,000 Gal 13,368 CF
Lowest	\$ 3.00	\$ 3.75	\$ 3.75	\$ 3.75	\$ 3.75	\$ 3.75
Median	\$ 22.04	\$ 26.66	\$ 32.67	\$ 45.25	\$ 70.07	\$ 559.42
Average	\$ 23.84	\$ 29.92	\$ 35.78	\$ 47.55	\$ 92.33	\$ 718.07
Highest	\$ 67.25	\$ 78.04	\$ 92.11	\$ 120.14	\$ 1,256.40	\$ 12,200.40