

New Prague, Minnesota

A Tradition of Progress



NEW PRAGUE UTILITIES COMMISSION 2025 PROPOSED ELECTRIC BUDGET REPORT

TABLE OF CONTENTS

Contents

2025 MANAGEMENT STATEMENT & FORECAST	1
2025 PROPOSED ELECTRIC BUDGET.....	3
PROJECTED ELECTRIC REVENUE & EXPENSE CHART	4
SMMPA PURCHASED POWER	5
RESIDENTIAL AND COMMERCIAL RATE HISTORY	6
10-YEAR CAPITAL PROJECTS	11
PROPOSED 2025 RATES.....	12

MANAGEMENT STATEMENT

The overall management goal of the New Prague Utilities Electric Department is to provide safe, reliable, and economical public electric service with a focus on customer needs, infrastructure enhancements, growth, and responsible resource management. 2024 was a very busy year starting out with the NE residential Project that involved the utility installing nearly 10,000' of underground conductor and 68 underground house services. The utility also worked with several commercial customers upgrading or installing new services.

2024 also brought on continued challenges dealing with supply chain shortages for construction materials, metering electronics, and delays on equipment orders forcing staff to move project dates and pre-order material as much as two years in advance for upcoming projects.

FORECAST

The 2025 Electric Department budget is projected to forecast the financial operation of the New Prague Utilities Commission. Southern Minnesota Municipal Power Agency (SMMPA) is predicting that wholesale energy cost will remain stable throughout 2024 with only slight changes in transmission rates and demand ratchet charges due to peak load changes.

REVENUE

The 2025 Revenue budget reflects a 2% increase on residential and Commercial rates and 2.3% on industrial and demand rates. Residential customer service charges will increase by \$1.00 in 2025. These increases are primarily driven by escalating labor, material and equipment cost and the ongoing operational cost of building and maintaining an electric distribution system that is both reliable and capable of serving future growth.

EXPENSES

Personnel Costs:

- Wages Full-Time and Part-Time – Reflects a 2.8% COLA wage adjustment and step increases.
- Health Insurance – There will be a 4.7% increase in health insurance premiums for 2025. HSA contributions will increase from \$1,000 (family) to \$2,250 and \$500 (single) to \$1,125.
 - Note: Insurance providers will change effective Jan. 1, 2025 from HealthPartners to BlueCross Blue Shield. This change is effective for the entire Sourcewell insurance pool.
- Dental Insurance – There is a 12.6% decrease in dental insurance premiums for 2025.
 - Note: Insurance providers will change effective Jan. 1, 2025 from Delta Dental to HealthPartners. This change is due to bid results completed in 2024
- Life, Long-Term Disability and Short-Term Disability – 0% change in 2025 as part of the 36-month rate guarantee established in 2023.

Operating Expenses:

- Purchased Power cost shows a slight budget decrease compared to 2024, but can show fluctuations from year to year based on local demand and ratchet costs.
- Capital improvement costs are a decrease compared to 2024 and are based on planned SMMPA projects.

2025 KEY BUDGET AND OPERATIONAL CHALLENGES

2025 will bring several budget and operation challenges while maintaining and providing reliable and affordable electric service to its current and new customers.

- Continued work on future expansion of New Prague's generation facilities to meet continued growth and to meet base load requirements of New Prague's power supplier (SMMPA) it is anticipated that this project will cost an estimated 18-21 million dollars and take nearly 3 years to complete. This expansion will provide New Prague residents with reliable generation backup for the next 20 years and be paid for by a 20 year contract with New Prague's wholesale power provider (SMMPA)
- Distribution replacements and upgrades to our distribution system and the extension of underground distribution lines to keep moving toward our goal of having all residential distribution lines underground by the end of the 2025 by adding an additional 20,000' of new underground conductors and related equipment.
- Continued refinement and development of energy programs that are offered to new and existing customers to promote energy sales and cost efficiency.
- Strengthen current and future workforce and career development needs so that the utility can retain a skilled labor force and be prepared for future workforce retirements.

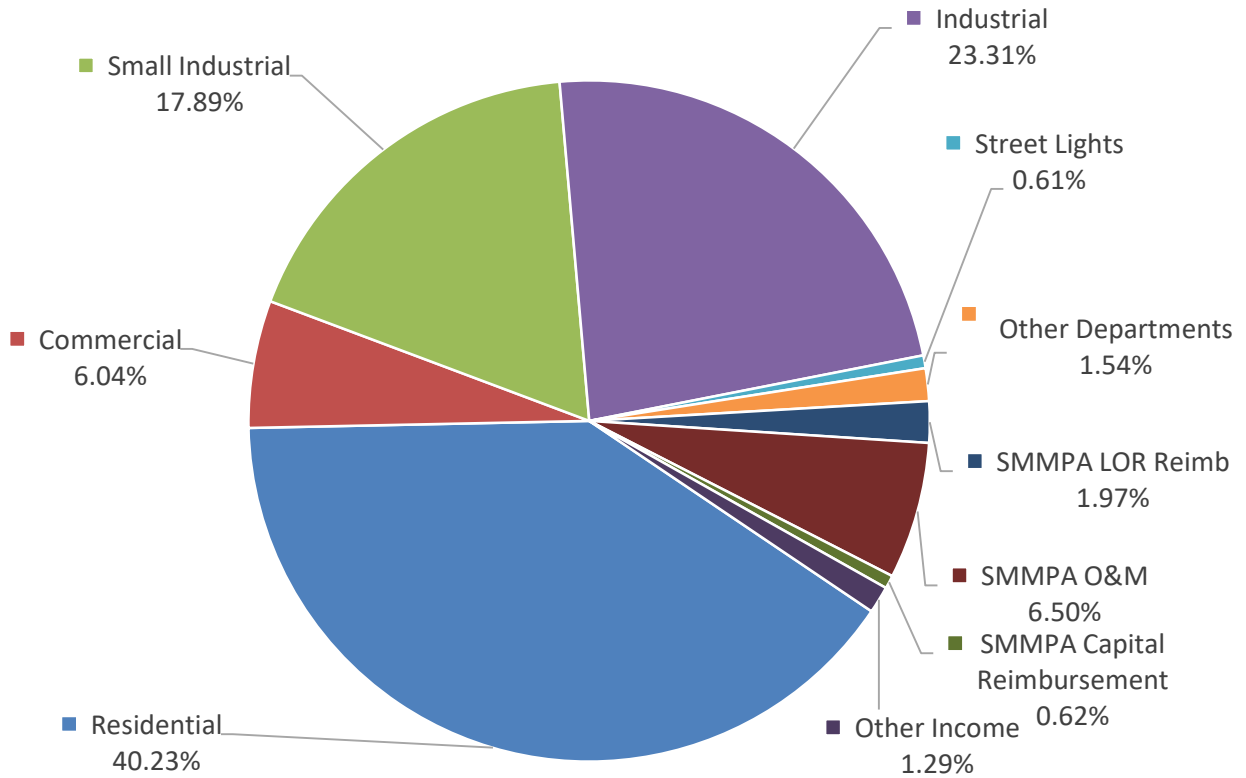
2024 NPUC KEY ACCOMPLISHMENTS

- Installed 20,500 feet of new underground distribution conductor, 19 distribution Transformers and 65 house services furthering the goal to have all residential lines underground.
- Installed commercial services to Scott Equipment and Scooters Coffee
- Replaced Cooling towers as part of SMMPA's \$225,000 capital improvement plan.
- Installed fiber optic and electrical services to the new dog park and parks department building

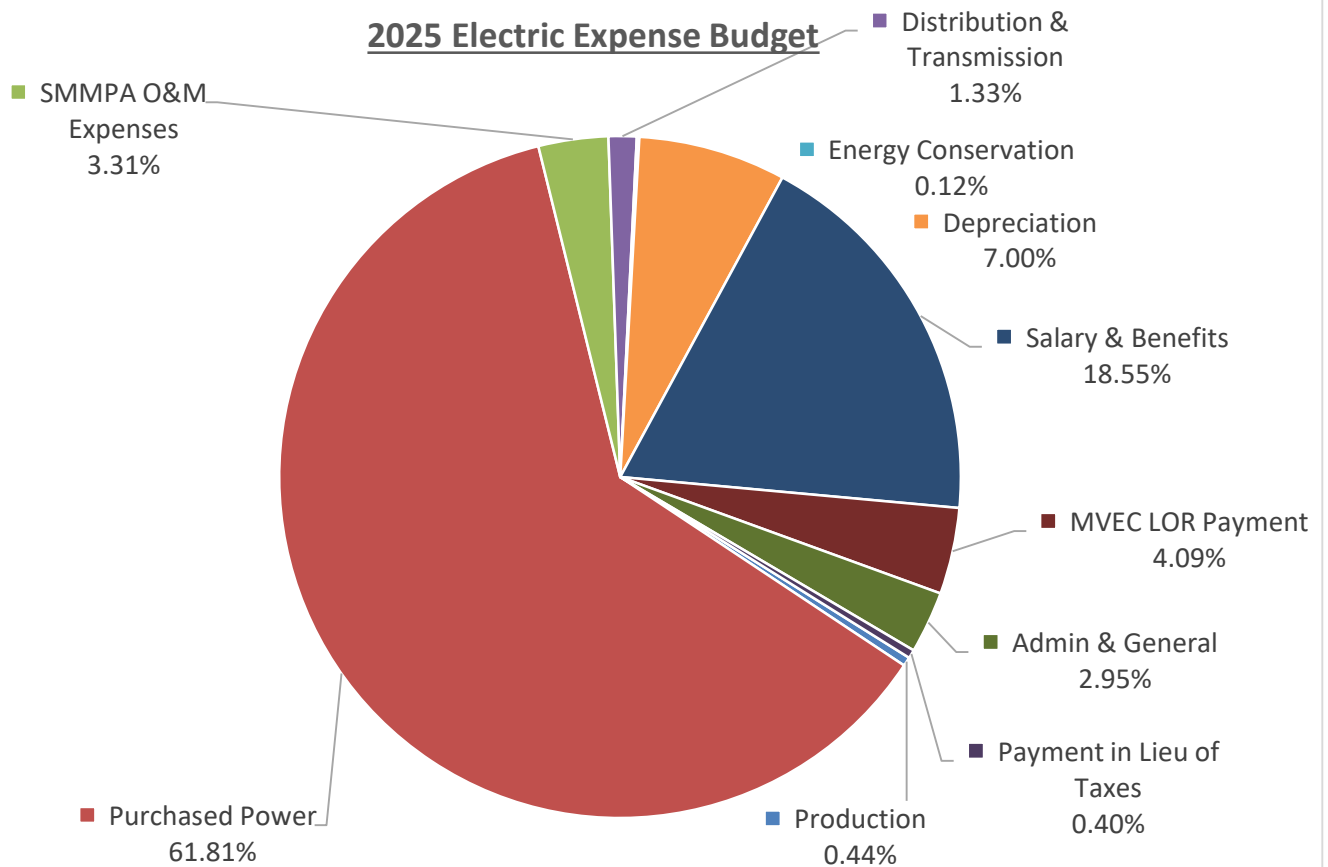
NEW PRAGUE UTILITIES COMMISSION
PROPOSED ELECTRIC BUDGET
As of 9/30/2024

REVENUES	2023	2024	2024	2025	2024-2025	
	ACTUAL	Y-T-D ACTUAL	CURRENT BUDGET	PROPOSED BUDGET	\$ DIFFERENCE	% DIFFERENCE
Unbilled Accounts Receivable	\$ (101,665.83)	\$ 195,502.77	0	\$ -	\$ -	#DIV/0!
Residential	\$ 4,190,656.01	\$ 2,789,874.14	\$ 4,226,849.00	\$ 4,186,223.00	\$ (40,626.00)	-0.96%
Commercial	\$ 621,377.31	\$ 444,148.40	\$ 606,240.00	\$ 628,951.00	\$ 22,711.00	3.75%
Small Industrial	\$ 1,835,814.18	\$ 1,255,706.32	\$ 1,837,352.00	\$ 1,861,047.00	\$ 23,695.00	1.29%
Industrial	\$ 2,383,439.94	\$ 1,614,815.88	\$ 2,374,761.00	\$ 2,424,913.00	\$ 50,152.00	2.11%
Large Industrial	\$ -	\$ -	\$ -	\$ -	\$ -	0.00%
Streetlights	\$ 64,064.46	\$ 36,548.33	\$ 58,529.00	\$ 63,443.00	\$ 4,914.00	8.40%
Other Departments	\$ 147,823.24	\$ 83,363.95	\$ 162,901.00	\$ 160,583.00	\$ (2,318.00)	-1.42%
SMMPA LOR Reimbursement	\$ 208,350.36	\$ 135,821.42	\$ 180,000.00	\$ 205,075.00	\$ 25,075.00	13.93%
SMMPA O&M Revenue	\$ 696,048.51	\$ 447,875.73	\$ 654,740.00	\$ 676,033.00	\$ 21,293.00	3.25%
SMMPA Capital Reimbursement	\$ -	\$ -	\$ 225,000.00	\$ 65,000.00	\$ (160,000.00)	-71.11%
Other Income	\$ 562,681.32	\$ 273,714.46	\$ 147,700.00	\$ 133,800.00	\$ (13,900.00)	-9.41%
TOTAL REVENUES	\$ 10,608,589.50	\$ 7,277,371.40	\$ 10,474,072.00	\$ 10,405,068.00	\$ (69,004.00)	-0.66%
EXPENSES						
Production	\$ 10,124.77	\$ 4,213.33	\$ 26,000.00	\$ 44,000.00	\$ 18,000.00	69.23%
Purchased Power	\$ 6,221,565.52	\$ 4,210,866.65	\$ 6,401,508.00	\$ 6,196,036.00	\$ (205,472.00)	-3.21%
SMMPA O&M Expenses	\$ 287,056.29	\$ 198,805.15	\$ 486,740.00	\$ 332,295.00	\$ (154,445.00)	-31.73%
Distribution/Transmission	\$ 139,750.14	\$ 17,775.52	\$ 114,000.00	\$ 133,313.00	\$ 19,313.00	16.94%
Energy Conservation	\$ 42,911.84	\$ 9,732.15	\$ 12,500.00	\$ 12,500.00	\$ -	0.00%
Depreciation	\$ 695,511.90	\$ 502,614.38	\$ 680,160.00	\$ 701,323.00	\$ 21,163.00	3.11%
Salary & Benefits	\$ 1,328,631.33	\$ 985,091.80	\$ 1,697,681.00	\$ 1,859,346.00	\$ 161,665.00	9.52%
MVEC LOR Payment	\$ 416,700.67	\$ 271,642.82	\$ 357,793.00	\$ 410,150.00	\$ 52,357.00	14.63%
Admin & General	\$ 264,005.94	\$ 231,944.44	\$ 260,278.00	\$ 295,321.00	\$ 35,043.00	13.46%
Payment in Lieu of Taxes	\$ 40,000.00	\$ 26,666.64	\$ 40,000.00	\$ 40,000.00	\$ -	0.00%
TOTAL EXPENSES	\$ 9,446,258.40	\$ 6,459,352.88	\$ 10,076,660.00	\$ 10,024,284.00	\$ (52,376.00)	-0.52%
EXCESS REVENUES OVER EXPENSES	\$ 1,162,331.10	\$ 818,018.52	\$ 397,412.00	\$ 380,784.00	\$ (16,628.00)	-4.18%

2025 Electric Revenue Budget



2025 Electric Expense Budget



**ELECTRIC DEPARTMENT
SMMPA PURCHASE POWER**

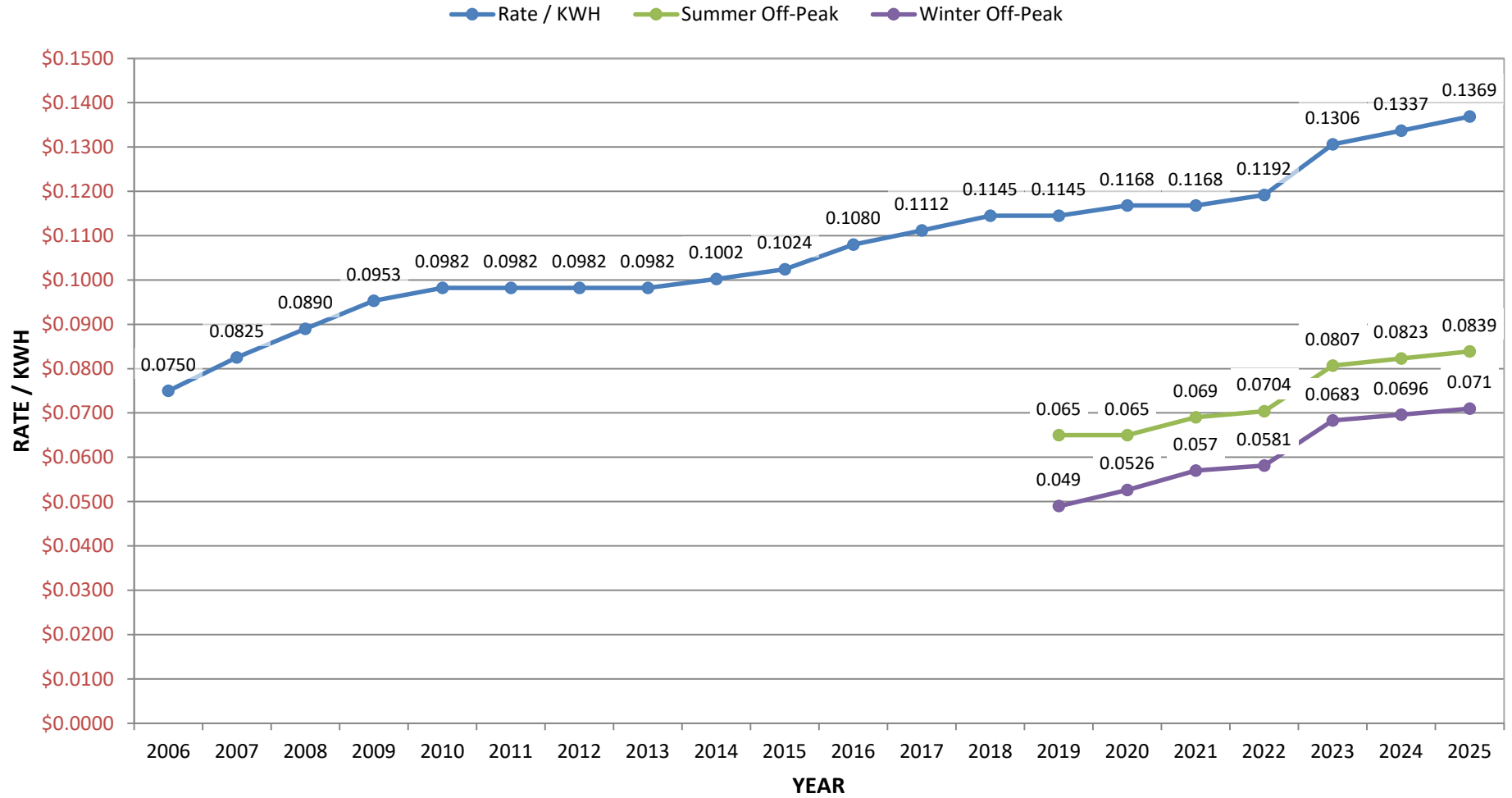
The 2025 purchased wholesale net power rate is projected to be \$0.0875 per kilowatt-hour (kWh).

The budget projects the energy purchase to be 70,811,849 kWh for New Prague.

	Purchased kWh	Cost kWh	Total Cost
*2025	70,811,849	\$0.0875	\$6,196,036
*2024	70,270,140	\$0.0859	\$6,037,365
2023	72,260,959	\$0.0861	\$6,221,565
2022	72,086,211	\$0.0753	\$5,427,726
2021	72,006,211	\$0.0754	\$5,427,727
2020	61,433,726	\$0.0847	\$5,200,945
2019	77,305,672	\$0.0744	\$5,752,796

* Represents projections

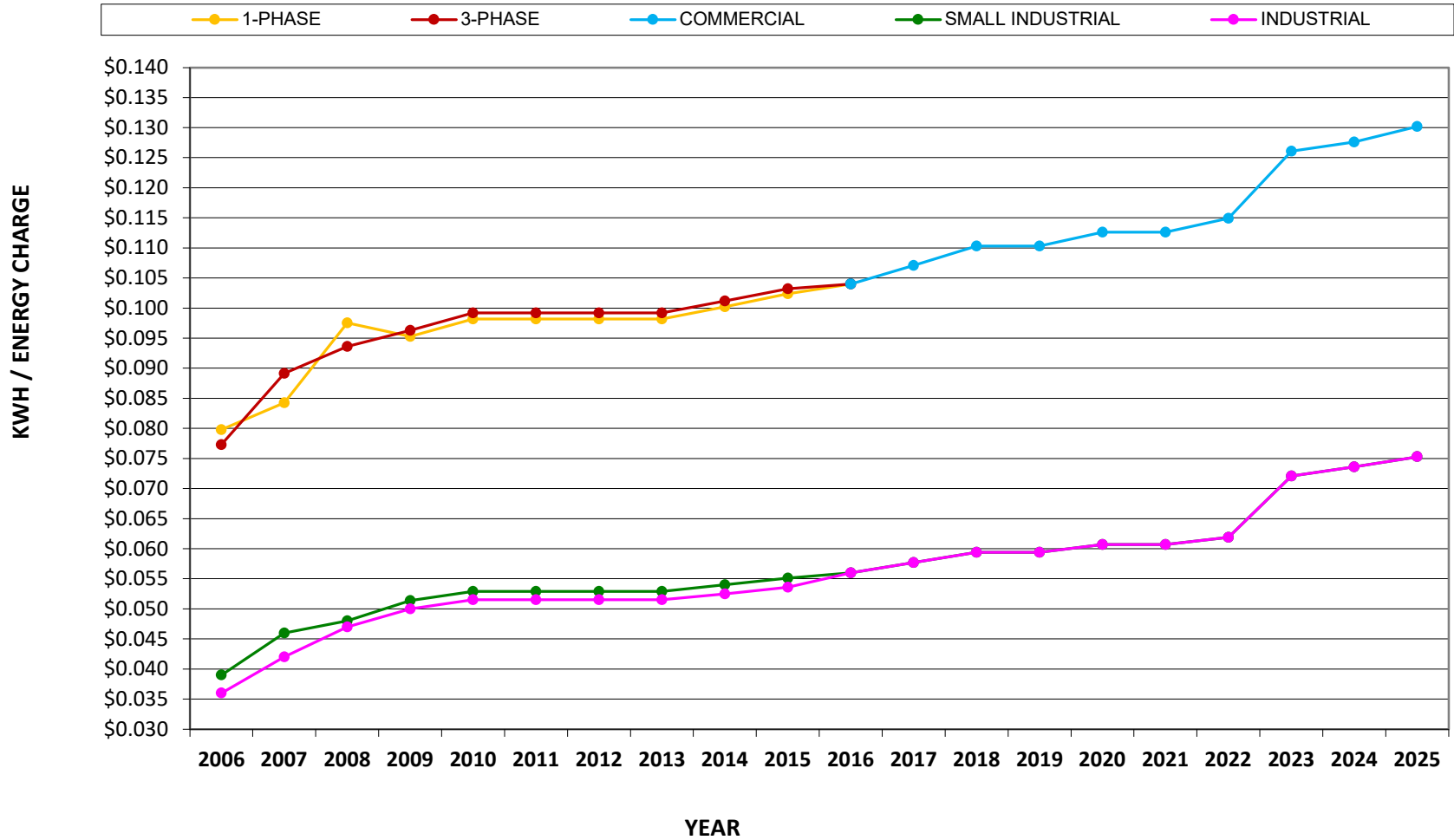
NEW PRAGUE UTILITIES COMMISSION RESIDENTIAL ELECTRIC RATES (2006 - 2025)



* An average residential customer using 650 kWh will see an increase of \$2.02 per month with 2024 rate increase

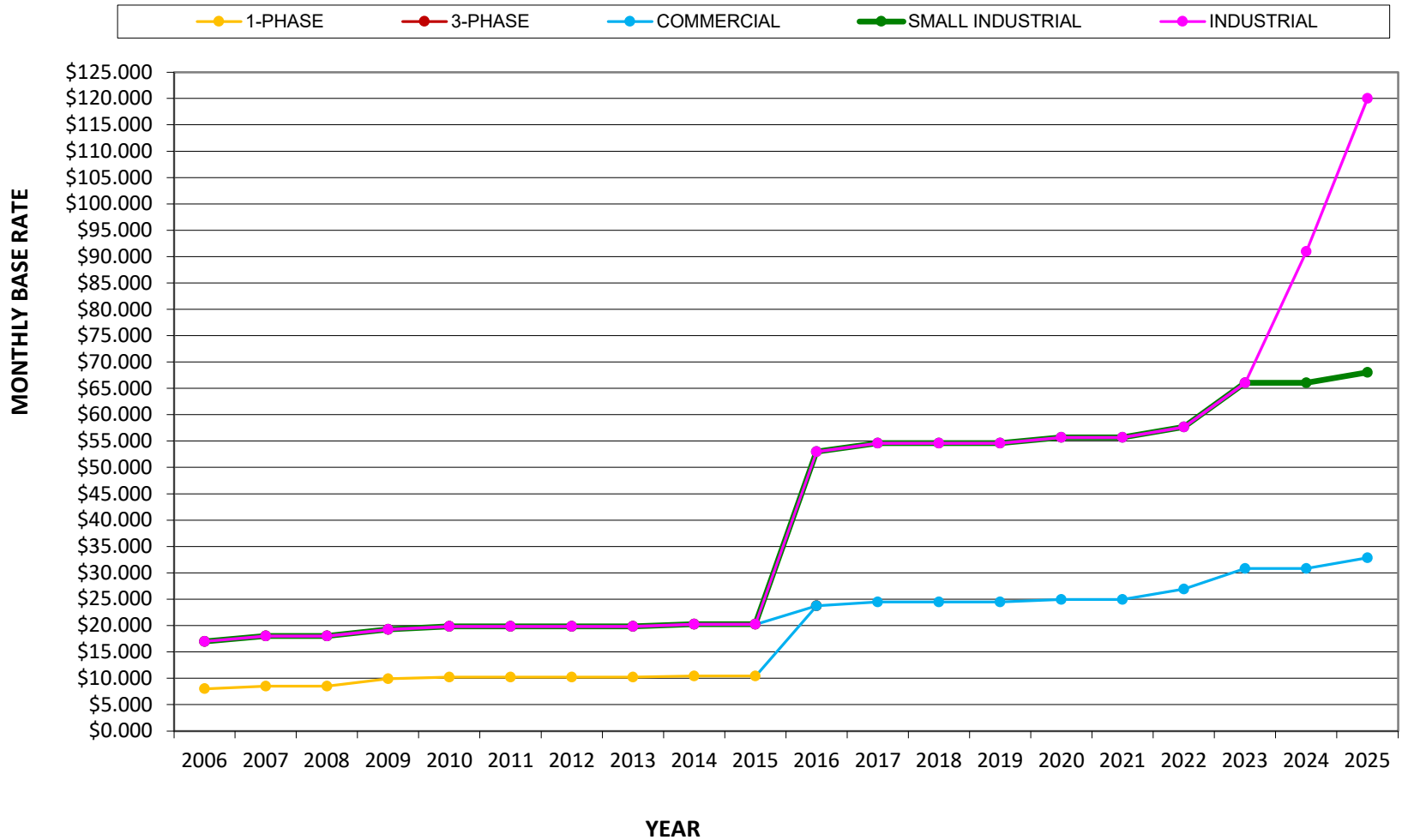
* An average residential customer using 1200 kWh will see an increase of \$3.72 per month with 2024 rate increase

NEW PRAGUE UTILITIES COMMISSION COMMERCIAL ELECTRIC RATE INFORMATION (2006 - 2025)



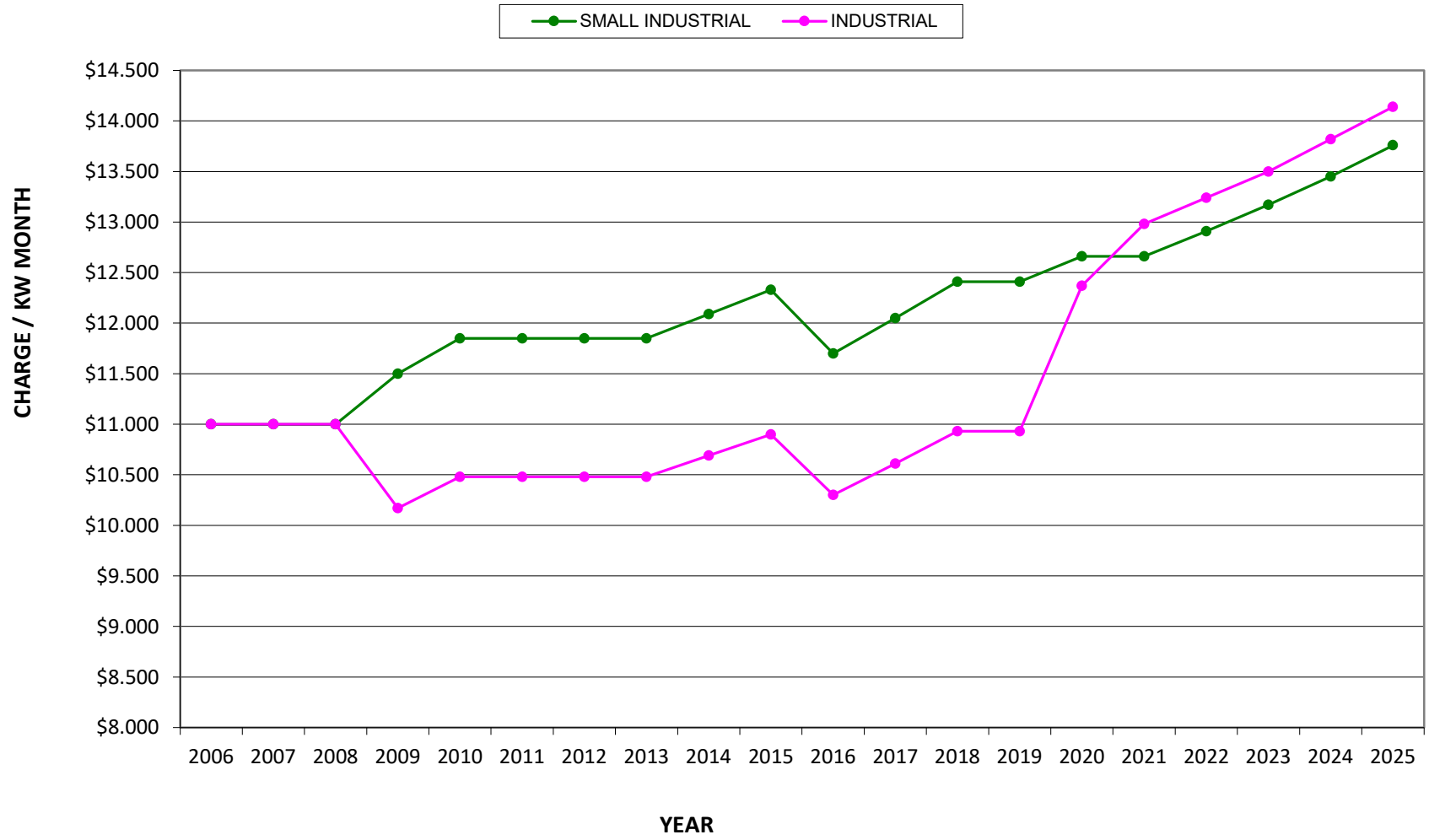
1-Phase and 3-Phase rates were combined in 2016 to create the Commercial rate.
2016-2025, Small Industrial and Industrial will have the same rate.

NEW PRAGUE UTILITIES COMMISSION COMMERCIAL ELECTRIC BASE RATE INFORMATION (2006 - 2025)



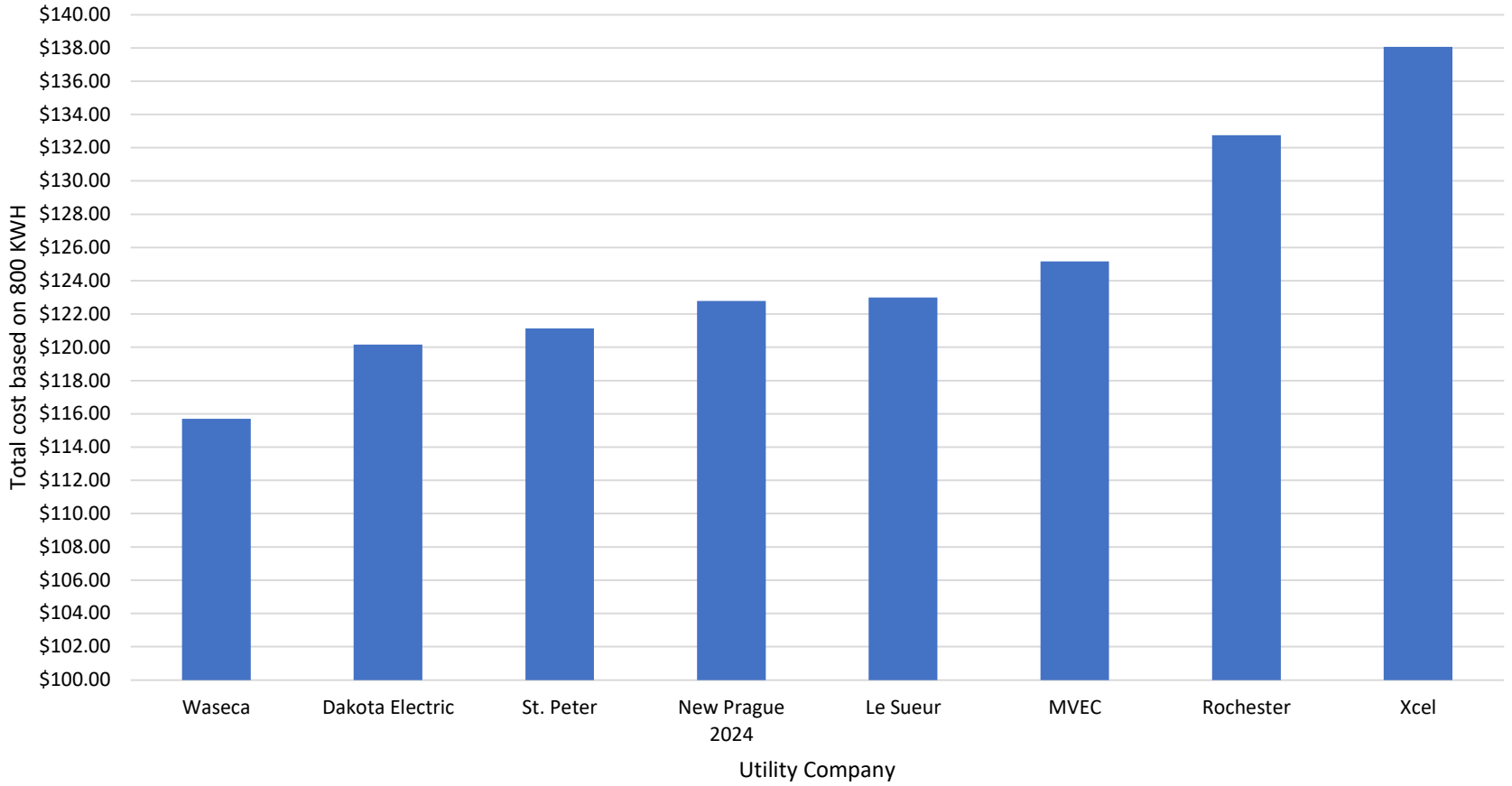
1-Phase and 3-Phase rates were combined in 2016 to create the Commercial rate.
 From 2006 to 2015, 3-Phase(Commercial), Small Industrial, Industrial, and Large Industrial charged the same rate.
 2017-2023, Small Industrial and Industrial will have the same rate.

NEW PRAGUE UTILITIES COMMISSION COMMERCIAL ELECTRIC DEMAND RATE INFORMATION (2006 - 2025)



From 2006 to 2008, Small Industrial, Industrial, and Large Industrial charged the same rate.

New Prague Utilities Commission 2024 Summer Rate Comparison



Sum of Amount	Years										
Funding Sources	2025	2026	2027	2028	2029	2030	2031	2032	2033	2034	Grand Total
Electric	6,972,000	7,247,000	6,738,000	799,400	626,000	589,000	606,000	684,000	642,590	661,677	25,565,667
#5 Generator Replacement	300,000	300,000									600,000
Brush Chipper (15% of cost)				5,400							5,400
Bucket Truck	65,000	275,000									340,000
Directional Drill				150,000							150,000
Dump Truck Replacement				65,000							65,000
Future Distribution CIP	450,000	463,000	477,000	491,000	506,000	522,000	537,000	553,000	569,590	586,677	5,155,267
Future Generation	6,000,000	6,000,000	6,000,000								18,000,000
Mini Excavator Backhoe	45,000										45,000
Miscellaneous Equipment	27,000	29,000	31,000	33,000	35,000	37,000	39,000	41,000	43,000	45,000	360,000
Pavement Replacement- Warehouse Alley	55,000										55,000
SCADA/ Switch Gear	30,000	30,000	30,000	30,000	30,000	30,000	30,000	30,000	30,000	30,000	300,000
Service Truck Replacement			50,000		55,000			60,000			165,000
Tractor Backhoe				25,000							25,000
Trencher/Plow			150,000								150,000
West Substation Upgrade - Controls/Gear		150,000									150,000
Grand Total	6,972,000	7,247,000	6,738,000	799,400	626,000	589,000	606,000	684,000	642,590	661,677	25,565,667

Proposed 2025 Rates

	2024		2025	
	Rate	BASE FEE	RATE	BASE FEE
RESIDENTIAL	\$ 0.1337	\$ 15.82	\$ 0.1369	\$16.82
OFF PEAK SUMMER (JUNE - SEPT)	\$ 0.0823	\$ -	\$ 0.0839	
OFF PEAK WINTER (OCT - MAY)	\$ 0.0696	\$ -	\$ 0.0710	
RESIDENTIAL - SOLAR	\$ 0.1337	\$ 4.50	\$ 0.1369	\$4.50
RESIDENTIAL - SOLAR BI-DIRECTIONAL	\$ (0.1337)	\$ -	\$ (0.1369)	
TIME OF USE - AM (CAR)	\$ 0.2388	\$ -	\$ 0.2507	
TIME OF USE - PM (CAR)	\$ 0.0806	\$ -	\$ 0.0806	
LOAD CONTROL CREDITS		\$ (5.00)		\$ (5.00)
COMMERCIAL	\$ 0.1276	\$ 30.85	\$ 0.1302	\$ 32.86
SMALL INDUSTRIAL	\$ 0.0736	\$ 66.04	\$ 0.0753	\$ 68.04
SMALL INDUSTRIAL - DEMAND	\$13.4500	\$ -	\$13.7600	
INDUSTRIAL	\$ 0.0736	\$ 91.00	\$ 0.0753	\$120.00
INDUSTRIAL - DEMAND	\$13.8200	\$ -	\$14.1400	
PEAK ALERT	\$ 0.0779	\$ 136.60	\$ 0.0797	\$ 138.60
PEAK ALERT - DEMAND	\$ 3.8100	\$ -	\$ 4.4100	\$1.00
INTERRUPTABLE	\$ 0.0926	\$ 30.86	\$ 0.0945	\$32.86
LARGE INDUSTRIAL	\$ -	\$ 100.00	\$ 0.0753	\$140.00
LARGE INDUSTRIAL - Demand			\$17.2000	
INTERDEPARTMENT SALES	\$ 0.0812	\$ 26.94	\$ 0.0945	\$32.86
INTERDEPARTMENT SALES	\$ 0.1149	\$ 26.94	\$ 0.1302	\$32.86
METERED STREET LIGHT - LED	\$ 0.2000	\$ 12.35	\$ 0.2500	\$12.60
METERED STREET LIGHT - NON LED	\$ 0.1469	\$ 11.29	\$ 0.1469	\$12.60
SECURITY LIGHTS	\$ -	\$ 12.35	\$ -	\$12.60