



Line #	Location	Attributes		
95	None Assigned	 <p>PK # 2173</p>	<p><b>Lifestyle, Inswing Door, Lifestyle, Direct Set Fixed Frame Rectangle, 36 X 95.5, Without HGP</b></p> <p>1: 3696 Left Inswing Door            Frame Size: 36 X 95 1/2            Unit Type: No Program            General Information: No Package, Without Hinged Glass Panel, Clad, Pine, 7 7/8", 6 9/16", Standard Sill, Black Finish Sill            Exterior Color / Finish: Standard Enduraclad, Black            Interior Color / Finish: Unfinished Interior            Glass: Insulated Tempered Low-E Advanced Low-E Insulating Glass Argon Non High Altitude            Hardware Options: Standard, Matte Black, Order Handle Set, Multipoint Lock, No Integrated Sensor            Screen: No Screen            Performance Information: U-Factor 0.27, SHGC 0.20, VLT 0.37, CPD PEL-N-221-00476-00001, Performance Class LC, PG 50, Calculated Positive DP Rating 50, Calculated Negative DP Rating 50            Grille: SDL, No Custom Grille, 7/8", Traditional (2W4H)</p>	<p><u>Item Price</u></p> <p><u>Qty</u></p> <p><u>Ext'd Price</u></p>
				1

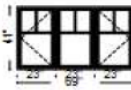
Line #	Location:	Attributes			
10	None Assigned	<div><div></div><div>Viewed From Exterior</div></div> <div><p><b>PK #</b> 2172</p><p><b>Lifestyle, Double Inswing Door, Lifestyle, Direct Set Fixed Frame Rectangle, 71.25 X 95.5, Without HGP</b></p><p>1: 7296 Active / Inactive Double Inswing Door Frame Size: 71 1/4 X 95 1/2 General Information: No Package, Without Hinged Glass Panel, Clad, Pine, 7/8", 6 9/16", Standard Sill, Black Finish Sill Exterior Color / Finish: Standard Enduraclad, Black Interior Color / Finish: Unfinished Interior Glass: Insulated Tempered Low-E Advanced Low-E Insulating Glass Argon Non High Altitude Hardware Options: Standard, Matte Black, Multipoint Lock, No Integrated Sensor, Order Handle Set, Order Handle Set Screen: No Screen Performance Information: U-Factor 0.28, SHGC 0.19, VLT 0.35, CPD PEL-N-221-00392-00004, Performance Class LC, PG 50, Calculated Positive DP Rating 50, Calculated Negative DP Rating 50, STC 30, OITC 24 Grille: SDL, No Custom Grille, 7/8", Traditional (2W4H / 2W4H)</p></div>	<u>Item Price</u>	<u>Qty</u> 1	<u>Ext'd Price</u>


Line #	Location:	Attributes					
15	LANDING	<div><div><div><div></div><div></div><div></div><div></div><div></div><div></div></div><div>71.5"</div><div>29.5"</div></div><div>Viewed From Exterior</div></div> <div><div><div>Lifestyle, Direct Set, Fixed Frame, 29.5 X 71.5, Without HGP, Black</div><div><div>1: 29.571.5 Fixed Frame Direct Set</div><div>Frame Size: 29 1/2 X 71 1/2</div><div>Unit Type: No Program</div><div>General Information: No Package, Without Hinged Glass Panel, Interior Glazed, Standard, Clad, Pine, 5", 3 11/16"</div><div>Exterior Color / Finish: Standard Enduraclad, Black</div><div>Interior Color / Finish: Unfinished Interior</div><div>Glass: Insulated Dual Tempered Low-E Advanced Low-E Insulating Glass Argon Non High Altitude</div><div>Performance Information: U-Factor 0.29, SHGC 0.29, VLT 0.55, CPD PEL-N-18-04210-00001, Performance Class AW, PG 60, Calculated Positive DP Rating 60, Calculated Negative DP Rating 60, STC 27, OITC 22</div><div>Grille: SDL w/Spacer, No Custom Grille, 7/8", Traditional (2W4H)</div><div>Wrapping Information: Steady Set - Interior Install, Factory Applied, No Exterior Trim, 6 9/16", 7 7/8", Standard Four Sided Jamb Extension, Factory Applied, 2x6 Bracket, Pella Recommended Clearance, Perimeter Length = 202".</div></div></div></div> <div><div>PK #</div><div>2169</div></div> <div><div>Item Price</div><div>Qty</div><div>Ext'd Price</div></div> <tr><td></td><td></td><td></td><td>1</td><td></td></tr>				1	
			1				

Line #	Location:	Attributes				Item Price	Qty	Ext'd Price
20	STAIRWAIR	<b>Lifestyle, Direct Set, Lifestyle, Direct Set, Lifestyle, Direct Set, Lifestyle, Direct Set, 95.5 X 47.5, Without HGP, Black</b>					1	
		PK # 2169	<p>1: 23.87547.5 Fixed Frame Direct Set  Frame Size: 23 7/8 X 47 1/2  Unit Type: No Program  General Information: No Package, Without Hinged Glass Panel, Interior Glazed, Standard, Clad, Pine, 5", 3 11/16"  Exterior Color / Finish: Standard Enduraclad, Black  Interior Color / Finish: Unfinished Interior  Glass: Insulated Dual Low-E Advanced Low-E Insulating Glass Argon Non High Altitude  Performance Information: U-Factor 0.29, SHGC 0.29, VLT 0.55, CPD PEL-N-18-04210-00001, Performance Class AW, PG 80, Calculated Positive DP Rating 80, Calculated Negative DP Rating 80, STC 27, OITC 22  Grille: SDL w/Spacer, No Custom Grille, 7/8", Traditional (2W3H)  2: 23.87547.5 Fixed Frame Direct Set  Frame Size: 23 7/8 X 47 1/2  Unit Type: No Program  General Information: No Package, Without Hinged Glass Panel, Interior Glazed, Standard, Clad, Pine, 5", 3 11/16"  Exterior Color / Finish: Standard Enduraclad, Black  Interior Color / Finish: Unfinished Interior  Glass: Insulated Dual Low-E Advanced Low-E Insulating Glass Argon Non High Altitude  Performance Information: U-Factor 0.29, SHGC 0.29, VLT 0.55, CPD PEL-N-18-04210-00001, Performance Class AW, PG 80, Calculated Positive DP Rating 80, Calculated Negative DP Rating 80, STC 27, OITC 22  Grille: SDL w/Spacer, No Custom Grille, 7/8", Traditional (2W3H)  3: 23.87547.5 Fixed Frame Direct Set  Frame Size: 23 7/8 X 47 1/2  Unit Type: No Program  General Information: No Package, Without Hinged Glass Panel, Interior Glazed, Standard, Clad, Pine, 5", 3 11/16"  Exterior Color / Finish: Standard Enduraclad, Black  Interior Color / Finish: Unfinished Interior  Glass: Insulated Dual Low-E Advanced Low-E Insulating Glass Argon Non High Altitude  Performance Information: U-Factor 0.29, SHGC 0.29, VLT 0.55, CPD PEL-N-18-04210-00001, Performance Class AW, PG 80, Calculated Positive DP Rating 80, Calculated Negative DP Rating 80, STC 27, OITC 22  Grille: SDL w/Spacer, No Custom Grille, 7/8", Traditional (2W3H)  4: 23.87547.5 Fixed Frame Direct Set  Frame Size: 23 7/8 X 47 1/2  Unit Type: No Program  General Information: No Package, Without Hinged Glass Panel, Interior Glazed, Standard, Clad, Pine, 5", 3 11/16"  Exterior Color / Finish: Standard Enduraclad, Black  Interior Color / Finish: Unfinished Interior  Glass: Insulated Dual Low-E Advanced Low-E Insulating Glass Argon Non High Altitude  Performance Information: U-Factor 0.29, SHGC 0.29, VLT 0.55, CPD PEL-N-18-04210-00001, Performance Class AW, PG 80, Calculated Positive DP Rating 80, Calculated Negative DP Rating 80, STC 27, OITC 22  Grille: SDL w/Spacer, No Custom Grille, 7/8", Traditional (2W3H)  Vertical Mull 1: FactoryMull, Standard Joining Mullion, Mull Design Pressure- 20, Overall Thru Direction- Vertical  Vertical Mull 2: FactoryMull, Standard Joining Mullion, Mull Design Pressure- 20, Overall Thru Direction- Vertical  Vertical Mull 3: FactoryMull, Standard Joining Mullion, Mull Design Pressure- 20, Overall Thru Direction- Vertical  Wrapping Information: Foldout Fins, Factory Applied, No Exterior Trim, 6 9/16", 7 7/8", Standard Four Sided Jamb Extension, Factory Applied, Pella Recommended Clearance, Perimeter Length = 286".</p>					
	Viewed From Exterior							

Line #	Location:	Attributes				Item Price	Qty	Ext'd Price
35	MASTER BATH	<b>Lifestyle, Direct Set, Fixed Frame, 59.5 X 71.5, Without HGP, Black</b>					1	
		PK # 2169	<p>1: 59.571.5 Fixed Frame Direct Set  Frame Size: 59 1/2 X 71 1/2  Unit Type: No Program  General Information: No Package, Without Hinged Glass Panel, Interior Glazed, Standard, Clad, Pine, 5", 3 11/16"  Exterior Color / Finish: Standard Enduraclad, Black  Interior Color / Finish: Unfinished Interior  Glass: Insulated Dual Tempered Obscure Low-E Obscure Advanced Low-E Insulating Glass Argon Non High Altitude  Performance Information: U-Factor 0.27, SHGC 0.32, VLT 0.60, CPD PEL-N-18-04240-00001, Performance Class AW, PG 60, Calculated Positive DP Rating 60, Calculated Negative DP Rating 60, STC 28, OITC 24  Grille: No Grille,  Wrapping Information: Steady Set - Interior Install, Factory Applied, No Exterior Trim, 6 9/16", 7 7/8", Standard Four Sided Jamb Extension, Factory Applied, 2x6 Bracket, Pella Recommended Clearance, Perimeter Length = 262".  Obscure Glass Style: Pattern62(Standard)</p>					
	Viewed From Exterior							

Line #	Location:	Attributes				Item Price	Qty	Ext'd Price
50	DINING	<b>Lifestyle, 2-Wide Casement, 70 X 59, Without HGP, Black</b>					1	
		PK # 2169	<p>1: 3559 Left Casement  Frame Size: 35 X 59  Unit Type: No Program  General Information: No Package, Without Hinged Glass Panel, Clad, Pine, 5", 3 11/16"  Exterior Color / Finish: Standard Enduraclad, Black  Interior Color / Finish: Unfinished Interior  Glass: Insulated Low-E Advanced Low-E Insulating Glass Argon Non High Altitude  Hardware Options: Wash Hinge Hardware, Fold-Away Crank, Matte Black, No Window Opening Control Device, No Limited Opening Hardware, No Integrated Sensor  Screen: Full Screen, Black, InView™  Performance Information: U-Factor 0.28, SHGC 0.27, VLT 0.51, CPD PEL-N-14-00685-00001, Performance Class LC, PG 50, Calculated Positive DP Rating 50, Calculated Negative DP Rating 50, STC 25, OITC 22, Clear Opening Width 25.25, Clear Opening Height 54.875, Clear Opening Area 9.622179, Egress Meets Typical 5.7 sqft (E) (United States Only)  Grille: No Grille  2: 3559 Right Casement  Frame Size: 35 X 59  Unit Type: No Program  General Information: No Package, Without Hinged Glass Panel, Clad, Pine, 5", 3 11/16"  Exterior Color / Finish: Standard Enduraclad, Black  Interior Color / Finish: Unfinished Interior  Glass: Insulated Low-E Advanced Low-E Insulating Glass Argon Non High Altitude  Hardware Options: Wash Hinge Hardware, Fold-Away Crank, Matte Black, No Window Opening Control Device, No Limited Opening Hardware, No Integrated Sensor  Screen: Full Screen, Black, InView™  Performance Information: U-Factor 0.28, SHGC 0.27, VLT 0.51, CPD PEL-N-14-00685-00001, Performance Class LC, PG 50, Calculated Positive DP Rating 50, Calculated Negative DP Rating 50, STC 25, OITC 22, Clear Opening Width 25.25, Clear Opening Height 54.875, Clear Opening Area 9.622179, Egress Meets Typical 5.7 sqft (E) (United States Only)  Grille: No Grille  Vertical Mull 1: FactoryMull, Standard Joining Mullion, Mull Design Pressure- 20, Overall Thru Direction- Vertical  Wrapping Information: Steady Set - Interior Install, Factory Applied, No Exterior Trim, 6 9/16", 7 7/8", Standard Four Sided Jamb Extension, Factory Applied, 2x6 Bracket, Pella Recommended Clearance, Perimeter Length = 258".</p>					
	Viewed From Exterior							

Line #	Location:	Attributes		Item Price	Qty	Ext'd Price
70	BED 4	Lifestyle, 3-Wide Casement, 69 X 41, Without HGP, Black			1	
						
Viewed From Exterior						
PK # 2172						
		<p>1: 2341 Left Casement Frame Size: 23 X 41 Unit Type: No Program General Information: No Package, Without Hinged Glass Panel, Clad, Pine, 5", 3 11/16" Exterior Color / Finish: Standard Enduraclad, Black Interior Color / Finish: Unfinished Interior Glass: Insulated Low-E Advanced Low-E Insulating Glass Argon Non High Altitude Hardware Options: Wash Hinge Hardware, Fold-Away Crank, Matte Black, No Window Opening Control Device, No Limited Opening Hardware, No Integrated Sensor Screen: Full Screen, Black, InView™ Performance Information: U-Factor 0.29, SHGC 0.25, VLT 0.47, CPD PEL-N-14-00679-00001, Performance Class LC, PG 50, Calculated Positive DP Rating 50, Calculated Negative DP Rating 50, STC 25, OITC 22, Clear Opening Width 13.25, Clear Opening Height 36.875, Clear Opening Area 3.393012, Egress Does not meet typical United States egress, but may comply with local code requirements Grille: SDL w/Spacer, No Custom Grille, 7/8", Top Row (2W1H)</p> <p>2: 2341 Fixed Sash Set Frame Size: 23 X 41 Unit Type: No Program General Information: No Package, Without Hinged Glass Panel, Clad, Pine, 5", 3 11/16" Exterior Color / Finish: Standard Enduraclad, Black Interior Color / Finish: Unfinished Interior Glass: Insulated Low-E Advanced Low-E Insulating Glass Argon Non High Altitude Performance Information: U-Factor 0.28, SHGC 0.28, VLT 0.52, CPD PEL-N-229-00863-00001, Performance Class LC, PG 50, Calculated Positive DP Rating 50, Calculated Negative DP Rating 50 Grille: SDL w/Spacer, No Custom Grille, 7/8", Top Row (2W1H)</p> <p>3: 2341 Right Casement Frame Size: 23 X 41 Unit Type: No Program General Information: No Package, Without Hinged Glass Panel, Clad, Pine, 5", 3 11/16" Exterior Color / Finish: Standard Enduraclad, Black Interior Color / Finish: Unfinished Interior Glass: Insulated Low-E Advanced Low-E Insulating Glass Argon Non High Altitude Hardware Options: Wash Hinge Hardware, Fold-Away Crank, Matte Black, No Window Opening Control Device, No Limited Opening Hardware, No Integrated Sensor Screen: Full Screen, Black, InView™ Performance Information: U-Factor 0.29, SHGC 0.25, VLT 0.47, CPD PEL-N-14-00679-00001, Performance Class LC, PG 50, Calculated Positive DP Rating 50, Calculated Negative DP Rating 50, STC 25, OITC 22, Clear Opening Width 13.25, Clear Opening Height 36.875, Clear Opening Area 3.393012, Egress Does not meet typical United States egress, but may comply with local code requirements Grille: SDL w/Spacer, No Custom Grille, 7/8", Top Row (2W1H) Vertical Mull 1: FactoryMull, Standard Joining Mullion, Mull Design Pressure- 20, Overall Thru Direction- Vertical Vertical Mull 2: FactoryMull, Standard Joining Mullion, Mull Design Pressure- 20, Overall Thru Direction- Vertical Wrapping Information: Steady Set - Interior Install, Factory Applied, No Exterior Trim, 6 9/16", 7 7/8", Standard Four Sided Jamb Extension, Factory Applied, 2x6 Bracket, Pella Recommended Clearance, Perimeter Length = 220".</p>				

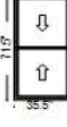
Line #	Location:	Attributes					Item Price	Qty	Ext'd Price
85	GARAGE APT	Lifestyle, Direct Set, Fixed Frame, 23.5 X 35.5, Without HGP, Black						4	
									
Viewed From Exterior									
PK # 2172		1: Non-Standard SizeNon-Standard Size Fixed Frame Direct Set Frame Size: 23 1/2 X 35 1/2 Unit Type: No Program General Information: No Package, Without Hinged Glass Panel, Interior Glazed, Standard, Clad, Pine, 5", 3 11/16" Exterior Color / Finish: Standard Enduraclad, Black Interior Color / Finish: Unfinished Interior Glass: Insulated Dual Low-E Advanced Low-E Insulating Glass Argon Non High Altitude Performance Information: U-Factor 0.28, SHGC 0.32, VLT 0.62, CPD PEL-N-18-04208-00001, Performance Class AW, PG 90, Calculated Positive DP Rating 90, Calculated Negative DP Rating 90, STC 27, OITC 22 Grille: No Grille, Wrapping Information: Steady Set - Interior Install, Factory Applied, No Exterior Trim, 6 9/16", 7 7/8", Standard Four Sided Jamb Extension, Factory Applied, 2x6 Bracket, Pella Recommended Clearance, Perimeter Length = 118".							

Line #	Location:	Attributes				Item Price	Qty	Ext'd Price
25	PANTRY	Lifestyle, Double Hung, 25 X 47, Without HGP, Black					1	
		PK #	1: 2547 Double Hung, Equal Frame Size: 25 X 47 Unit Type: Lifestyle Pro General Information: No Package, Without Hinged Glass Panel, Clad, Pine, 5", 3 11/16", Jambliner Color: Black Exterior Color / Finish: Standard Enduraclad, Black Interior Color / Finish: Unfinished Interior Glass: Insulated Low-E Advanced Low-E Insulating Glass Argon Non High Altitude Hardware Options: Cam-Action Lock, 1 Lock, Matte Black, No Limited Opening Hardware, Order Sash Lift, 1 Lift, No Integrated Sensor Screen: Full Screen, Black, InView™ Performance Information: U-Factor 0.30, SHGC 0.30, VLT 0.57, CPD PEL-N-35-00514-00001, STC 27, OITC 23, Clear Opening Width 21.812, Clear Opening Height 20.25, Clear Opening Area 3.067312, Egress Does not meet typical United States egress, but may comply with local code requirements Grille: No Grille, Wrapping Information: Steady Set - Interior Install, Factory Applied, No Exterior Trim, 6 9/16", 7 7/8", Standard Four Sided Jamb Extension, Factory Applied, 2x6 Bracket, Pella Recommended Clearance, Perimeter Length = 144".					
Viewed From Exterior		2173						

Rough Opening: 25 - 3/4" X 47 - 3/4"

Line #	Location:	Attributes			Item Price	Qty	Ext'd Price
30	KITCHEN	Lifestyle, Double Hung, 29.5 X 47.5, Without HGP, Black				2	
		PK #	1: 29.547.5 Double Hung, Equal				
Viewed From Exterior		2173	Frame Size: 29 1/2 X 47 1/2				
			Unit Type: No Program				
			General Information: No Package, Without Hinged Glass Panel, Clad, Pine, 5", 3 11/16", Jambliner Color: Black				
			Exterior Color / Finish: Standard Enduraclad, Black				
			Interior Color / Finish: Unfinished Interior				
			Glass: Insulated Tempered Low-E Advanced Low-E Insulating Glass Argon Non High Altitude				
			Hardware Options: Cam-Action Lock, 1 Lock, Matte Black, No Limited Opening Hardware, Order Sash Lift, 1 Lift, No Integrated Sensor				
			Screen: Full Screen, Black, InView™				
			Performance Information: U-Factor 0.30, SHGC 0.30, VLT 0.56, CPD PEL-N-35-00517-00001, STC 27, OITC 23, Clear Opening Width 26.312, Clear Opening Height 20.5, Clear Opening Area 3.745806, Egress Does not meet typical United States egress, but may comply with local code requirements				
			Grille: No Grille,				
			Wrapping Information: Steady Set - Interior Install, Factory Applied, No Exterior Trim, 6 9/16", 7 7/8", Standard Four Sided Jamb Extension, Factory Applied, 2x6 Bracket, Pella Recommended Clearance, Perimeter Length = 154".				

Rough Opening: 30 - 1/4" X 48 - 1/4"

Line #	Location:	Attributes					
40	MASTER BED	<b>Lifestyle, Double Hung, 35.5 X 71.5, Without HGP, Black</b>			<u>Item Price</u>	<u>Qty</u>	<u>Ext'd Price</u>
						2	
	PK # 2173	1: 35.571.5 Double Hung, Equal Frame Size: 35 1/2 X 71 1/2 Unit Type: Lifestyle Pro General Information: No Package, Without Hinged Glass Panel, Clad, Pine, 5", 3 11/16", Jambliner Color: Black Exterior Color / Finish: Standard Enduraclad, Black Interior Color / Finish: Unfinished Interior Glass: Insulated Low-E Advanced Low-E Insulating Glass Argon Non High Altitude Hardware Options: Cam-Action Lock, 2 Locks, Matte Black, No Limited Opening Hardware, Order Sash Lift, 2 Lifts, No Integrated Sensor Screen: Full Screen, Black, InView™ Performance Information: U-Factor 0.30, SHGC 0.30, VLT 0.57, CPD PEL-N-35-00514-00001, STC 27, OITC 23, Clear Opening Width 32.312, Clear Opening Height 32.5, Clear Opening Area 7.292639, Egress Meets Typical 5.7 sqft (E) (United States Only) Grille: No Grille, Wrapping Information: Steady Set - Interior Install, Factory Applied, No Exterior Trim, 6 9/16", 7 7/8", Standard Four Sided Jamb Extension, Factory Applied, 2x6 Bracket, Pella Recommended Clearance, Perimeter Length = 214".					
Viewed From Exterior							

Customer: BUILDERS FIRST SOURCE - 08017


Project Name: 505 CHATAQUA

Order Number: P74

Quote Number: 18533513

Line #	Location:	Attributes				Item Price	Qty	Ext'd Price
45	UTILITY	Lifestyle, Direct Set, Fixed Frame, 35.5 X 53.5, Without HGP, Black					1	
		PK # 2173	<p>1: Non-Standard SizeNon-Standard Size Fixed Frame Direct Set Frame Size: 35 1/2 X 53 1/2 Unit Type: No Program General Information: No Package, Without Hinged Glass Panel, Interior Glazed, Standard, Clad, Pine, 5", 3 11/16" Exterior Color / Finish: Standard Enduraclad, Black Interior Color / Finish: Unfinished Interior Glass: Insulated Dual Low-E Advanced Low-E Insulating Glass Argon Non High Altitude Performance Information: U-Factor 0.28, SHGC 0.32, VLT 0.62, CPD PEL-N-18-04208-00001, Performance Class AW, PG 60, Calculated Positive DP Rating 60, Calculated Negative DP Rating 60, STC 27, OITC 22 Grille: No Grille, Wrapping Information: Steady Set - Interior Install, Factory Applied, No Exterior Trim, 6 9/16", 7 7/8", Standard Four Sided Jamb Extension, Factory Applied, 2x6 Bracket, Pella Recommended Clearance, Perimeter Length = 178".</p>					

Line #	Location:	Attributes			Item Price	Qty	Ext'd Price
55	DINING	Lifestyle, Direct Set, Lifestyle, Direct Set, 35.5 X 35.5, Without HGP, Black				1	
 <p>Viewed From Exterior</p>		PK # 2173	<p><b>1: 17.7535.5 Fixed Frame Direct Set</b> <b>Frame Size:</b> 17 3/4 X 35 1/2 <b>Unit Type:</b> No Program <b>General Information:</b> No Package, Without Hinged Glass Panel, Interior Glazed, Standard, Clad, Pine, 5", 3 11/16" <b>Exterior Color / Finish:</b> Standard Enduraclad, Black <b>Interior Color / Finish:</b> Unfinished Interior <b>Glass:</b> Insulated Dual Low-E Advanced Low-E Insulating Glass Argon Non High Altitude <b>Performance Information:</b> U-Factor 0.28, SHGC 0.32, VLT 0.62, CPD PEL-N-18-04208-00001, Performance Class AW, PG 90, Calculated Positive DP Rating 90, Calculated Negative DP Rating 90, STC 27, OITC 22 <b>Grille:</b> No Grille, <b>2: 17.7535.5 Fixed Frame Direct Set</b> <b>Frame Size:</b> 17 3/4 X 35 1/2 <b>Unit Type:</b> No Program <b>General Information:</b> No Package, Without Hinged Glass Panel, Interior Glazed, Standard, Clad, Pine, 5", 3 11/16" <b>Exterior Color / Finish:</b> Standard Enduraclad, Black <b>Interior Color / Finish:</b> Unfinished Interior <b>Glass:</b> Insulated Dual Low-E Advanced Low-E Insulating Glass Argon Non High Altitude <b>Performance Information:</b> U-Factor 0.28, SHGC 0.32, VLT 0.62, CPD PEL-N-18-04208-00001, Performance Class AW, PG 90, Calculated Positive DP Rating 90, Calculated Negative DP Rating 90, STC 27, OITC 22 <b>Grille:</b> No Grille, <b>Vertical Mull 1:</b> FactoryMull, Standard Joining Mullion, Mull Design Pressure- 20, Overall Thru Direction- Vertical <b>Wrapping Information:</b> Steady Set - Interior Install, Factory Applied, No Exterior Trim, 6 9/16", 7 7/8", Standard Four Sided Jamb Extension, Factory Applied, 2x6 Bracket, Pella Recommended Clearance, Perimeter Length = 142".</p>				

Line #	Location:	Attributes			Item Price	Qty	Ext'd Price
60	LIVING	Lifestyle, Double Hung, 35.5 X 71.5, Without HGP, Black				2	
		PK # 2173	<p>1: 35.571.5 Double Hung, Equal Frame Size: 35 1/2 X 71 1/2 Unit Type: Lifestyle Pro General Information: No Package, Without Hinged Glass Panel, Clad, Pine, 5", 3 11/16", Jambliner Color: Black Exterior Color / Finish: Standard Enduraclad, Black Interior Color / Finish: Unfinished Interior Glass: Insulated Low-E Advanced Low-E Insulating Glass Argon Non High Altitude Hardware Options: Cam-Action Lock, 2 Locks, Matte Black, No Limited Opening Hardware, Order Sash Lift, 2 Lifts, No Integrated Sensor Screen: Full Screen, Black, InView™ Performance Information: U-Factor 0.30, SHGC 0.30, VLT 0.57, CPD PEL-N-35-00514-00001, STC 27, OITC 23, Clear Opening Width 32.312, Clear Opening Height 32.5, Clear Opening Area 7.292639, Egress Meets Typical 5.7 sqft (E) (United States Only) Grille: No Grille, Wrapping Information: Steady Set - Interior Install, Factory Applied, No Exterior Trim, 6 9/16", 7 7/8", Standard Four Sided Jamb Extension, Factory Applied, 2x6 Bracket, Pella Recommended Clearance, Perimeter Length = 214".</p>				
Viewed From Exterior							

Line #	Location:	Attributes			
75	BED 3/4/GARAGE APART	<b>Lifestyle, Double Hung, 35.5 X 59.5, Without HGP, Black</b>	<u>Item Price</u>	<u>Qty</u>	<u>Ext'd Price</u>
 <p>Viewed From Exterior</p>				5	
<p><b>PK #</b> 2173</p> <p><b>1: 35.559.5 Double Hung, Equal</b> <b>Frame Size:</b> 35 1/2 X 59 1/2 <b>Unit Type:</b> Lifestyle Pro <b>General Information:</b> No Package, Without Hinged Glass Panel, Clad, Pine, 5", 3 11/16", Jambliner Color: Black <b>Exterior Color / Finish:</b> Standard Enduraclad, Black <b>Interior Color / Finish:</b> Unfinished Interior <b>Glass:</b> Insulated Low-E Advanced Low-E Insulating Glass Argon Non High Altitude <b>Hardware Options:</b> Cam-Action Lock, 2 Locks, Matte Black, No Limited Opening Hardware, Order Sash Lift, 2 Lifts, No Integrated Sensor <b>Screen:</b> Full Screen, Black, InView™ <b>Performance Information:</b> U-Factor 0.30, SHGC 0.30, VLT 0.57, CPD PEL-N-35-00514-00001, STC 27, OITC 23, Clear Opening Width 32.312, Clear Opening Height 26.5, Clear Opening Area 5.946306, Egress Meets Typical 5.7 sqft (E) (United States Only) <b>Grille:</b> No Grille, <b>Wrapping Information:</b> Steady Set - Interior Install, Factory Applied, No Exterior Trim, 6 9/16", 7 7/8", Standard Four Sided Jamb Extension, Factory Applied, 2x6 Bracket, Pella Recommended Clearance, Perimeter Length = 190".</p>					