


**FYE 2023 Capital Improvement
Program Budget Status
Preparation of FYE 2024 C.I.P.
Preparation of FYE 2025 – 2028
Capital Improvements Plan**






Capital Budget Calendar for Preparation of the FYE 2024 C.I.P.

- **November 15, 2022**
 - **Update on funded projects & discussion of Council priorities for FYE 24 CIP**
 - February 14, 2023
 - Discussion on proposed new projects and midpoint evaluations
 - May 2, 2023
 - Review of final proposed plan for FYE 2024
- 




Capital Projects Sources

- Purpose of CIP is to support services of municipal government.
 - Projects are identified in Long Range Master Plans that are reviewed by citizens and adopted by City Council (Land Use, Transportation, Parks, Water, Wastewater, Greenways, Stormwater, etc.).
 - Priorities are set by Council (short range, long range). The short range needs go into a one-year adopted capital budget; The long range needs go into a 5-year Capital Plan with proposed schedules of implementation and available funding sources.
 - The CIP Plans & Budgets are adopted annually. Only the one-year budget appropriates funds.
 - Emergencies and high priority unanticipated project needs can be added through re-allocation or appropriation of funds by Council.
 - Sources of funding include enterprise revenues, voter-approved general obligation bond proceeds, (0.7%) Capital Sales Tax, (0.5%) Norman Forward Sales Tax and Public Safety Sales Tax, UNP TIF revenues, intergovernmental grants, Room Tax, private funds, and others.
- 




What is a Capital Project?

- A project which generally costs more than \$100,000;
 - Is relatively fixed or permanent in nature;
 - Asset with an expected life of more than five years;
 - Usually consists of the construction of a new, expanded or improved tangible asset;
 - Often takes more than one fiscal year to complete;
 - Contracted services for design, land acquisition and utility relocations may be required in advance of construction.
- 




What is a Capital Outlay?

- Expenses for maintaining or purchasing new or replacing tangible assets which have an expected life of 1 to 5 years;
 - One time occurrence and expenses usually occur within a single fiscal year;
 - Examples include vehicles, furniture, computers and equipment;
 - Capital outlay paid by the Capital Fund are expended from the General Fund and Westwood Fund with capital sales tax funds transferred to cover the cost.
- 



All Funds Included in C.I.P. Budget


SPECIAL PURPOSE CAPITAL FUNDS

- Public Safety Sales Tax Fund
 - CDBG Fund
 - Special Grants Fund
 - Room Tax Fund
 - Public Transportation and Parking Fund
 - Capital Fund (Pay-As-You-Go, or “PAYGO”)
 - Capital Fund (General Obligation Bonds)
 - Norman Forward Sales Tax Fund
 - Park Land & Development Fund
 - University North Park Tax Increment Finance District Fund
 - Center City Tax Increment Finance District Fund
 - Arterial Road Recoupment Fund
 - Center City Tax Increment Finance District Fund
- 



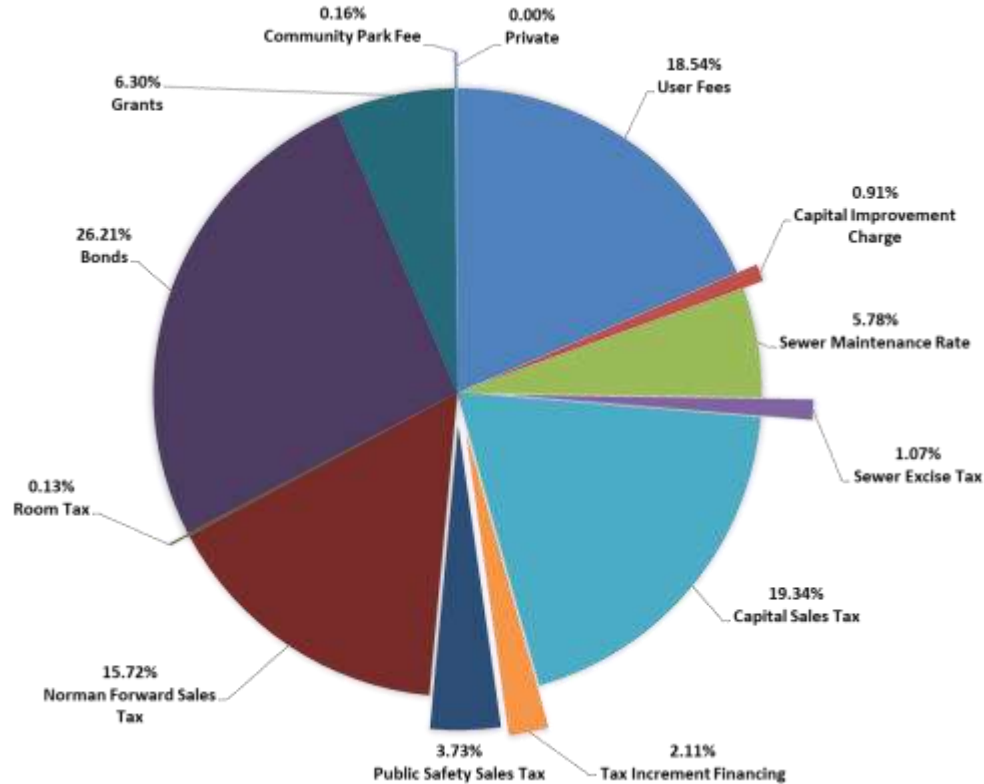
Funds Included in C.I.P. Budget (Cont.)

ENTERPRISE FUNDS

- Water Fund
 - Water Reclamation Fund
 - Sanitation Fund
 - Sewer Maintenance Fund
 - New Development Excise Tax Fund
- 

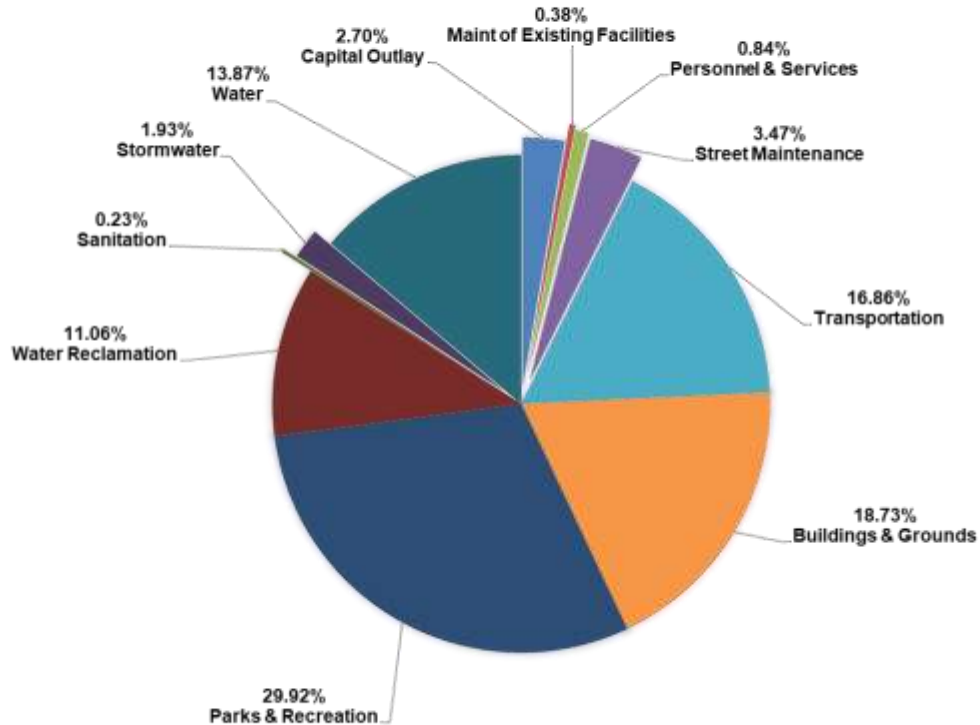
Fiscal Year 2022-2023 Sources of Revenue All Funds

\$245,074,881 as of 10/28/22




Fiscal Year 2022-2023 Expenses by Purpose

All Funds \$245,074,881- 451 capital improvement projects






What is the Capital Improvements Fund?

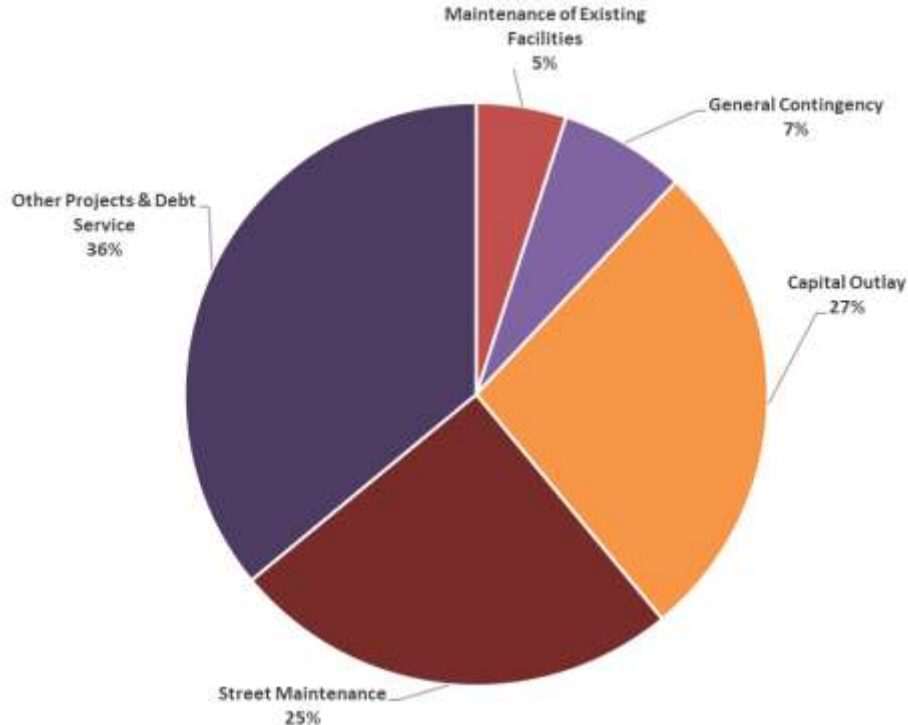
- The Capital Improvements Fund was established in 1976 to account for capital projects funded by capital sales tax receipts, general obligation bond issues or specific matching funds (i.e., private & reimbursements).
 - These projects support services that do not have dedicated special revenues, such as enterprise funds.
 - Those projects relating to enterprise funds, funded with fees and charges, or special revenue sources are accounted for in their respective enterprise funds.
- 



How is the Capital Fund Funded?


- Seventy percent (70%) of one percent (0.7%) of sales tax was set aside for capital improvements by referendum in September, 1976.
 - Those projects approved for construction with this funding are accounted for in the Capital Improvements Fund.
- 

Capital Sales Tax Guidelines to Allocate New Revenue



Status of Capital Fund



- Capital Fund PayGo
 - a. FYE23 estimated available for new projects is **-\$6,320,045.**
 - b. FYE24 projected available for new projects is **-\$3,188,469.**
 - c. FYE25 projected available for new projects is **-\$1,217,561.**
- 



Project Status Updates






Significant Projects Closed FYE 23

(Between July 1, 2021 and October 29, 2022)

“Closed” means work is complete and all bills are paid.

- Flood Avenue Sidewalks
 - Imhoff Road Bridge Emergency Repair Project (\$1,945,803.59)
 - Creston Way and Schulze Drainage Project
 - Merkle Creek Stabilization Project
 - Porter Avenue and Acres Street Intersection Bond Project (\$4.1 million)
 - City Emergency Communication System (PSST)
- 



Significant Projects Completed FYE 23

As of October 29, 2022


“Completed” means work is finished but not all bills have been paid.

- Transit / Public Safety Maintenance Facility (\$10.9 million)
- Robinson Street West of I-35 (\$5.3 million)
- 36th Avenue NW Bond Project (Utility Relocation) (\$1.5 million)





Significant Projects Underway FYE 22/23

- TMDL Compliance & Monitoring Plan Implementation, Year 7 (\$300,000)
 - Lake Thunderbird TMDL Data Analysis and Plan Update for Years 1-5 (\$270,531)
 - Lower Imhoff Channel Stabilization Phase 1 (\$4,145,832)
 - Fire Station 9 – Finishing miscellaneous small items, Fire Administration Building Renovation – 85% complete
 - Engineering Design Criteria Update and Green Stormwater Infrastructure Review, Phase 2 (\$265,000)
 - Traffic Management Center (\$3.3 million)
 - Vehicle Wash Facility – North Base (\$2.5 million)
 - Downtown Transit Center (\$1.2 million)
 - 80 New Bus Stops – Long Range Plan (\$160,000)
 - James Garner Phase II – Acres Street to Flood Avenue (\$9.5 million)
 - Porter Avenue Streetscape Bond Project(\$5.1 million)
 - 12th Avenue NE and High Meadows Intersection Project (\$1,895,693)(Bid Opening early 2023)
 - East Alameda Street Bond Project (\$4.5 million)
 - Constitution Street Multi-Modal Path (\$1,145,459)
- 

Projects Under Construction FYE 23/24



- Municipal Complex Renovation (\$9,971,465)
- Classen Boulevard Sidewalks (\$229,296) (Currently Under Design—Bid in early 2023)
- Gray Street 2-way Conversion (\$4,816,000) (Bid Opening Spring 2023)
- James Garner Phase II – Acres to Flood (\$9.5 million)
- Porter Avenue Streetscape Bond Project (\$5.1 million)
- Downtown Transit Center (\$1.2 million)
- Jenkins Avenue Bond Project (\$11 million)



2021-2026 Street Maintenance Bond Program (Year 1 – 2021/2022)

Broce Drive
(Preventative Maintenance)




McCullough Street
(Urban Reconstruction)



Caddell Lane
(Urban Concrete)





FYE 2021-2026 Street Maintenance Bond Program

5-year \$27 Million

(April 6, 2021 Voter Approved)

Street Maintenance [Year 1] FYE 2022

- Urban Asphalt pavement [Complete]
- Urban Concrete Pavement [Complete]
- Rural Road Rehabilitation [Complete]
- Urban Road Reconstruction [Under Construction]
- Preventive Maintenance [Complete]

Street Maintenance [Year 2] FYE 2023

- Urban Asphalt pavement [Under Construction]
- Urban Concrete Pavement [Under Construction]
- Rural Road Rehabilitation [Under Construction]
- Urban Road Reconstruction [Under Design]
- Preventive Maintenance [Complete]


Street Maintenance [Year 3] FYE 2024

- Urban Asphalt pavement
- Urban Concrete Pavement
- Rural Road Rehabilitation
- Urban Road Reconstruction
- Preventive Maintenance

Street Maintenance [Year 4] FYE 2025

- Urban Asphalt pavement
- Urban Concrete Pavement
- Rural Road Rehabilitation
- Urban Road Reconstruction
- Preventive Maintenance

Street Maintenance [Year 5] FYE 2026

- Urban Asphalt pavement
 - Urban Concrete Pavement
 - Rural Road Rehabilitation
 - Urban Road Reconstruction
 - Preventive Maintenance
- 

2012 Transportation/Stormwater Bond Program

<u>Project</u>	<u>Bond Budget</u>	<u>Actual Cost</u>	<u>City Share</u>
Cedar Lane Road: 12th Ave. – ½ Mile East of 24th Ave. SE <ul style="list-style-type: none"> Completed July 2015 	\$9,846,790	\$10,048,310	\$3,516,000*
Lindsey Street: 24th Avenue SW to Berry Road <ul style="list-style-type: none"> Completed July 2018 	\$32,945,120	\$42,135,770	\$27,428,320
Franklin Road Bridge: ½ Mile West of 12th Avenue NW <ul style="list-style-type: none"> Completed August 2017 	\$4,520,830	\$4,219,680	\$1,219,680
12th Avenue SE: SH-9 to Cedar Lane Road <ul style="list-style-type: none"> Completed November 2018 	\$3,181,020	\$3,393,780	\$1,158,060
Main Street Bridge: ½ Mile West of 36th Avenue SW <ul style="list-style-type: none"> Construction Began August 13, 2018 	\$4,138,410	\$7,038,000	\$2,125,160*
24th Avenue East: Lindsey Street – Robinson Street <ul style="list-style-type: none"> Began Construction Fall 2019 Estimated Construction Completion Winter 2020 	\$13,007,510	\$14,938,870	\$7,518,000
Alameda S.: 1/2 Mile East of 24th Ave. SE – 48th Ave. SE <ul style="list-style-type: none"> Construction complete May 2023 	\$4,942,510	\$3,616,910	\$1,085,000
36th Avenue NW: Tecumseh Road – Indian Hills Road <ul style="list-style-type: none"> Pending federal transportation grant funding 	\$16,920,510	TBD	TBD

**Total Federal Funds Received on 2012
Bond Program: \$41,341,100**

Total \$89,502,700 \$85,391,320 \$44,050,220

*City Share Remained the Same

East Alameda Street Bond Project 2012 Transportation Bond Program

Project Awarded

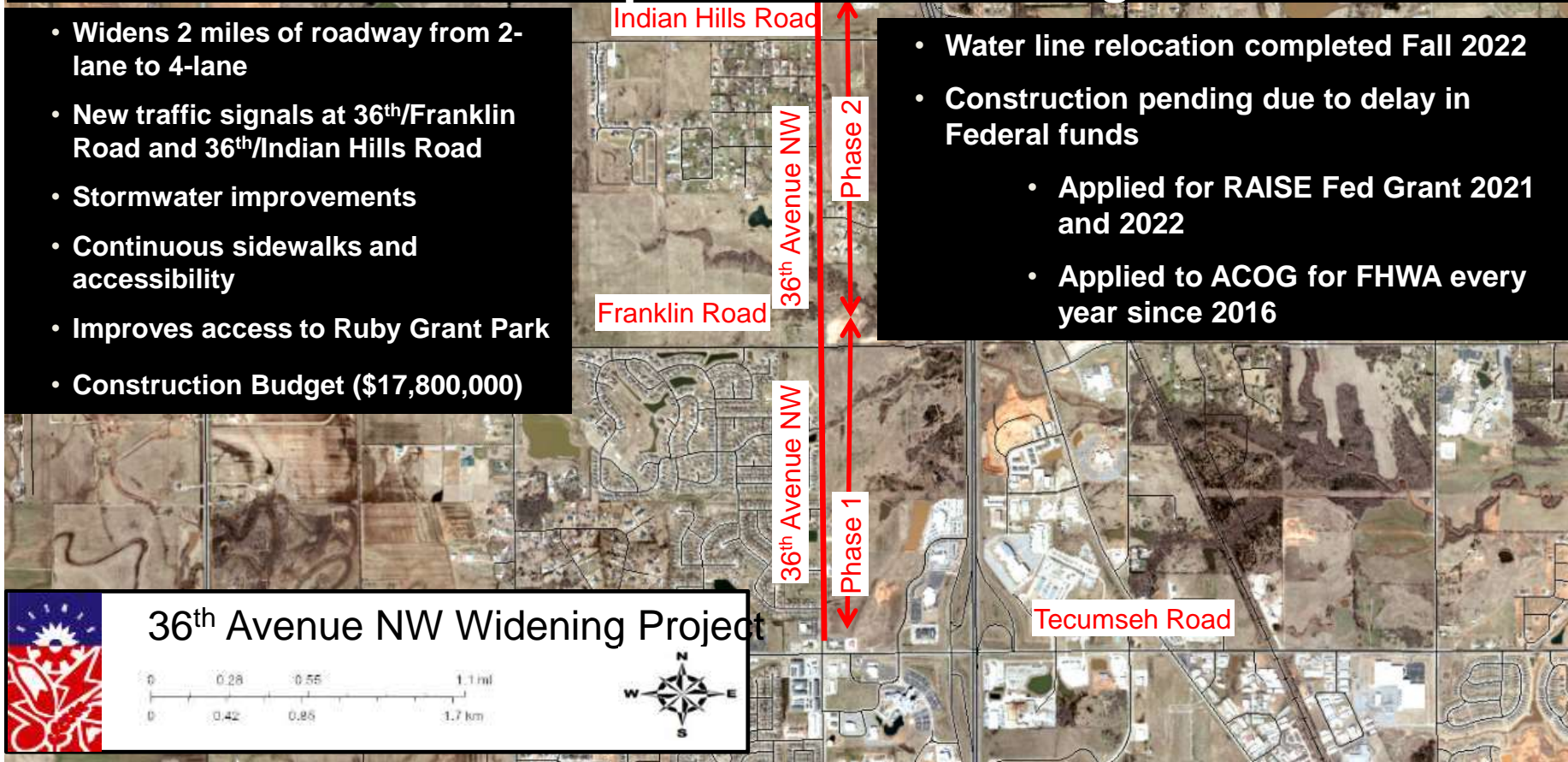
- Project fully funded without federal funds
- Funds to complete this project are available in;
 - 2012 Transportation Bond (\$1,085,000)
 - 2016 Street Maintenance Bond Surplus Funds (\$2,452,000)
 - 2021 Street Maintenance Bond Program (\$216,480)
- Construction began April 2022
- Construction complete May 2023







36th Avenue NW – Tecumseh Road to Indian Hills Road 2012 Transportation Bond Program


- Widens 2 miles of roadway from 2-lane to 4-lane
- New traffic signals at 36th/Franklin Road and 36th/Indian Hills Road
- Stormwater improvements
- Continuous sidewalks and accessibility
- Improves access to Ruby Grant Park
- Construction Budget (\$17,800,000)

- Water line relocation completed Fall 2022
- Construction pending due to delay in Federal funds
 - Applied for RAISE Fed Grant 2021 and 2022
 - Applied to ACOG for FHWA every year since 2016



2019 Transportation Bond Program

Construction Year	Project Name / Location	Bond Budget	Current Estimated Costs	Federal Share	Bond Funds	Excess Funds Available
2020	Porter Avenue and Acres Street	*\$4,086,818	\$3,533,759	\$0	\$3,533,759	\$553,059
2022 	Traffic Management Center	\$3,366,000	\$3,366,000	\$3,000,000	\$366,000	\$0
2022 	Porter Avenue Streetscape	\$2,471,000	\$5,727,178	\$2,855,610	\$2,871,568	(\$400,563)
2023 	Gray Street Two-Way Conversion	\$4,816,000	\$5,454,701	\$1,765,853	\$3,688,848	\$1,127,152
2024 	Jenkins Avenue (Imhoff Road to Lindsey Street)	\$9,601,000	\$11,031,530	\$7,500,000	\$3,531,530	\$6,560,213
2025	James Garner Avenue - Acres to Duffy	\$4,853,440	TBD	TBD	TBD	TBD
2025	Constitution Street - Jenkins to Classen	\$2,643,260	TBD	TBD	TBD	TBD
Totals		\$31,882,488	\$29,113,620	\$15,121,463	\$13,991,705	\$7,839,861

 - Indicates that the Federal funding is secured

* - NUA contributed funds for water line extension

Excess funds will be utilized to fund future 2019 Transportation Bond Program projects

Porter Avenue Streetscape

2019 Transportation Bond Program



- **Funded by 2019 GO Bonds & Federal Grant**
- **Decorative Lighting, Pedestrian and ADA Improvements**
- **Decorative Concrete Sidewalks**
- **New Bus Stop**
- **Placemaking Gateways and Landscaping**
- **Begin Construction Spring 2023**
- **Complete Construction Spring 2024**
- **Total Estimated Cost = \$5,727,178**
- **Federal funding = \$2,855,610**
- **Landscaping at the new Public Transit Terminal**

James Garner Avenue: Phase 2 – Acres Street to Flood Avenue

Norman Forward Project



- **Funding: Norman Forward & Federal Grant**
- **Decorative Lighting**
- **New Bridge over Robinson Street**
- **Extension of Legacy Trail**
- **Landscaped Median**
- **Limited Access Express Route to Downtown**
- **Begin Construction Spring 2023**
- **Complete Construction Spring 2024**
- **Total Estimated Cost = \$9,500,000**
- **Federal Funds: \$4,825,733**
- **Modern, Multi-Lane Roundabout at James Garner Avenue & Flood Street**

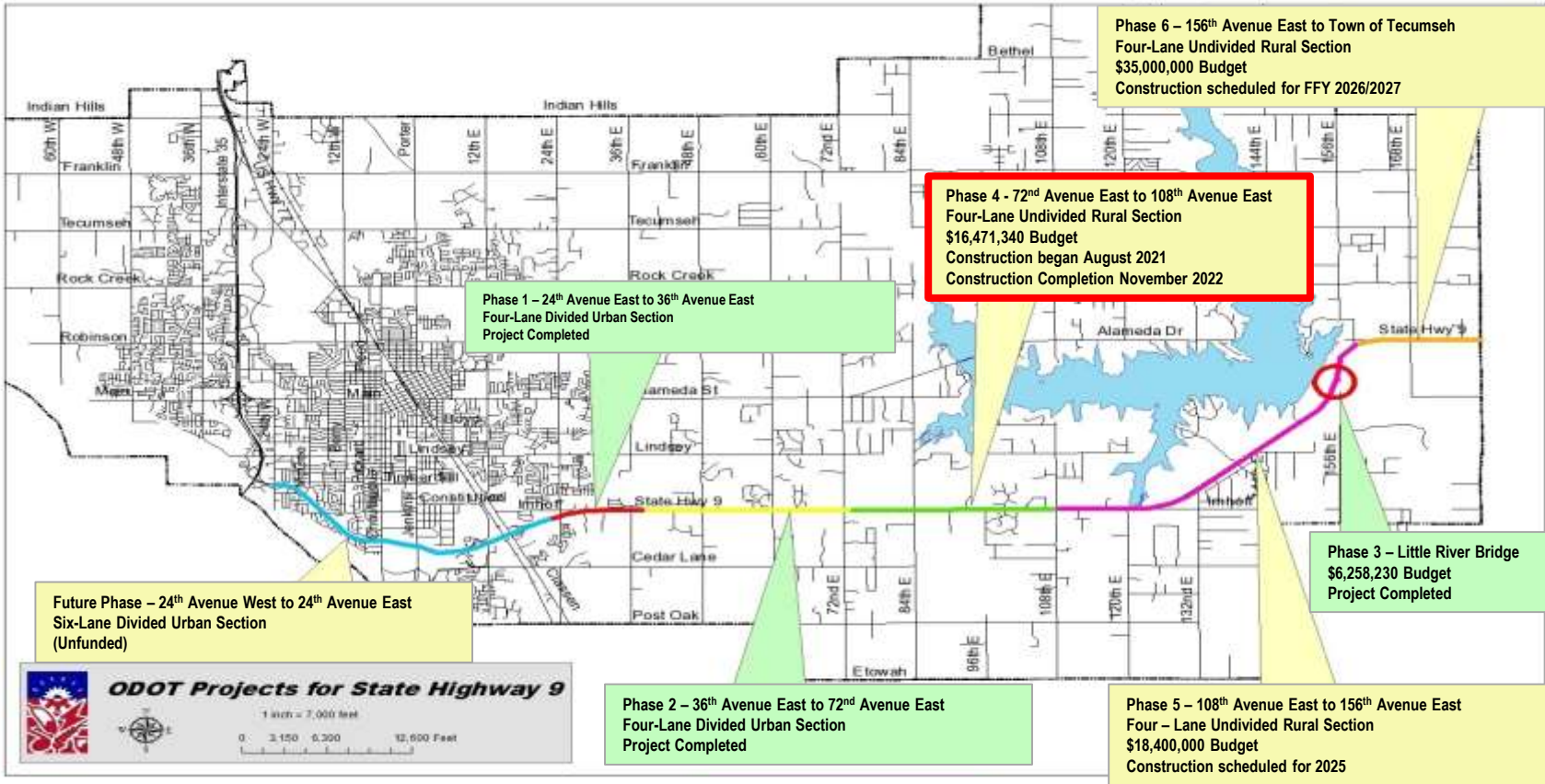
James Garner Avenue Project Bridge Aesthetics/Public Art



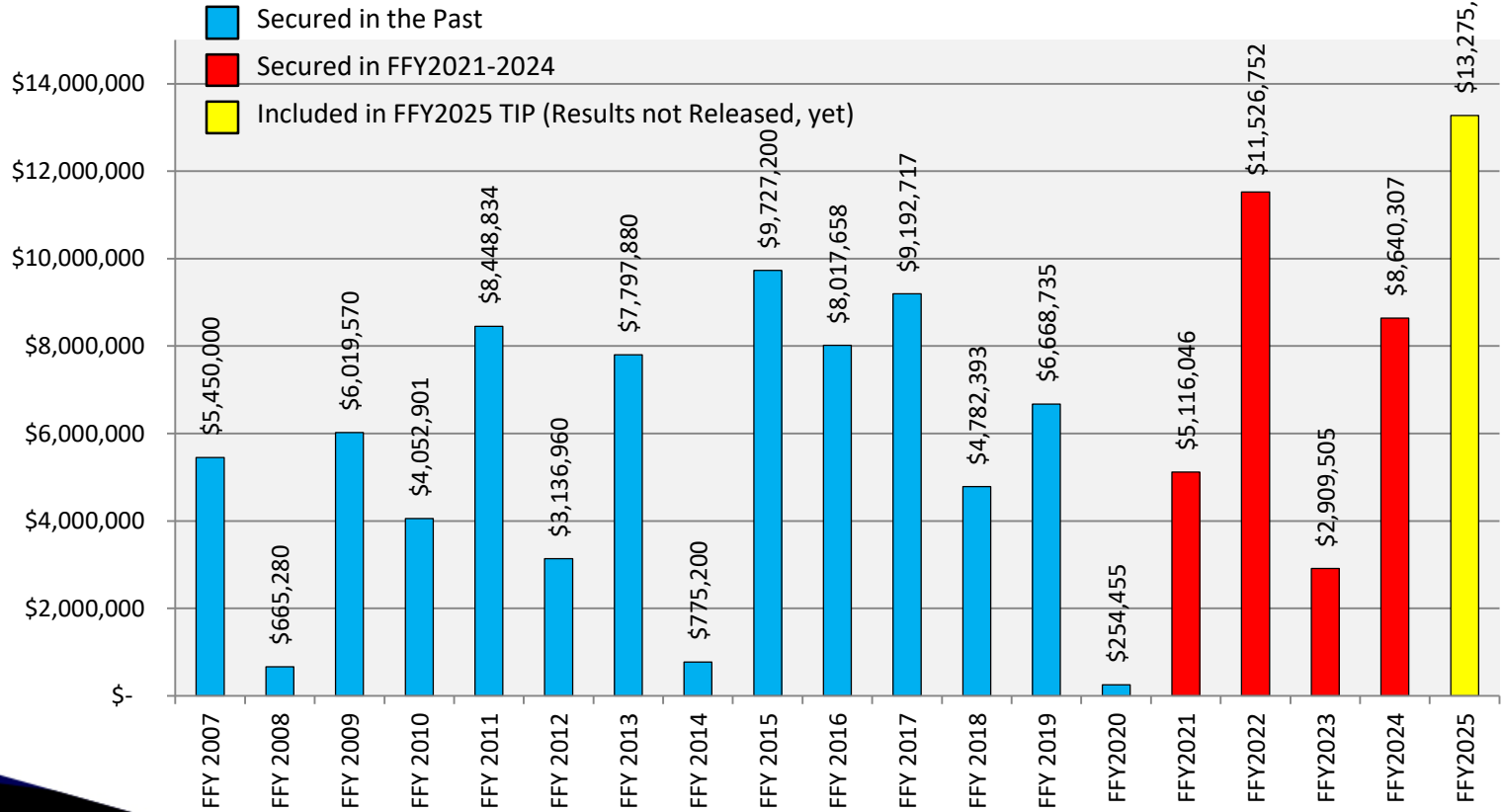
Gray Street 2-way Conversion 2019 Transportation Bond Program

- Funded by 2019 GO Bonds & Federal Grant
- Convert Gray Street to 2-way traffic
- Pedestrian and ADA Improvements
- Signalize intersection at James Garner Avenue
- Rail road crossing enhancements
- Begin Construction Summer 2023
- Complete Construction Spring 2024
- Total Estimated Cost = \$5,454,701
- Federal Funding = \$1,765,853
- Applied for CRRSAA Grant = \$500,000

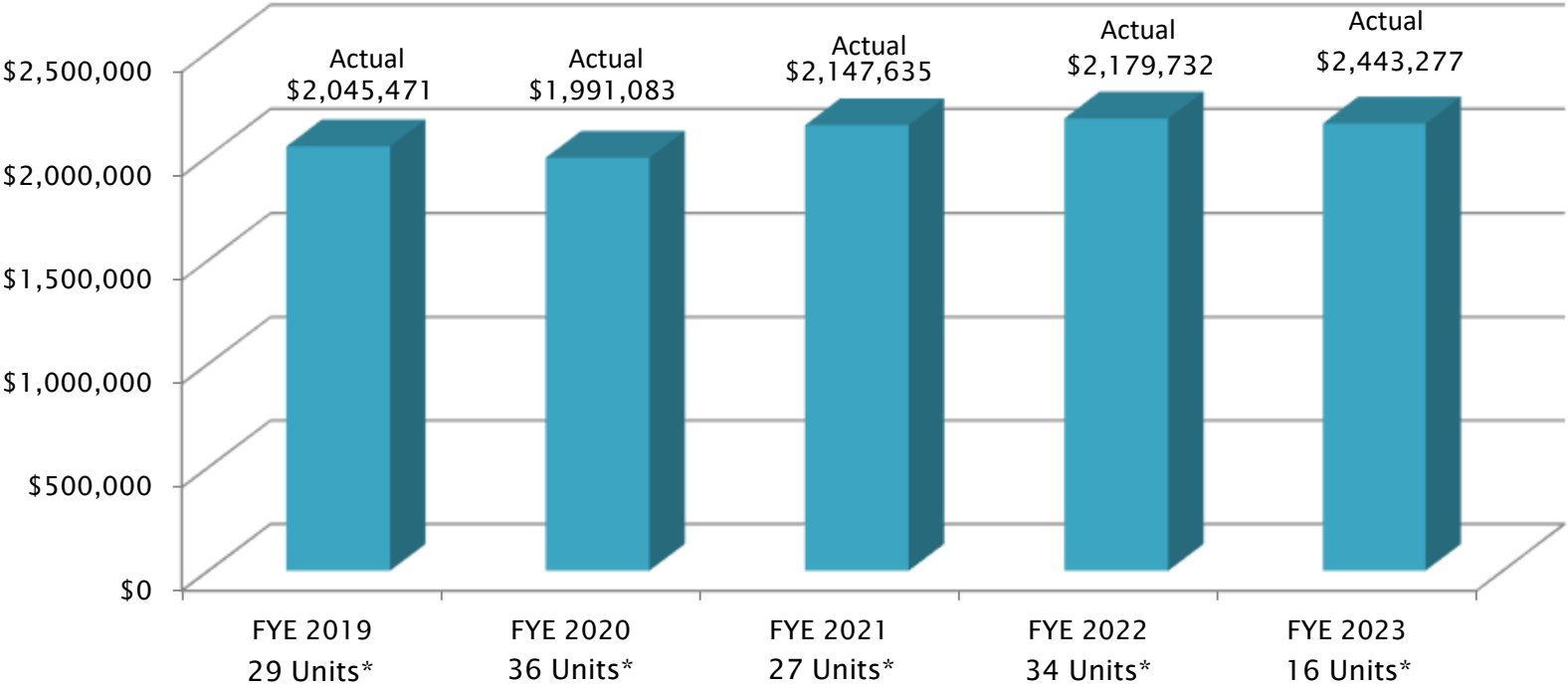




Norman's STP/STBG Federal Transportation Funds History



City Vehicle Replacement Program



*Units are not directly comparable as some vehicles/pieces of equipment are more expensive than others




Capital Projects Fund

Recurring Sidewalk Projects in FYE 23

• Sidewalk program for Schools and Arterials*	\$ 140,000
• Sidewalk Accessibility Project	\$ 30,000
• Citywide Sidewalk Project	\$ 100,000
• Downtown Area Sidewalk Project	\$ 50,000
• Sidewalks and Trails*	\$545,000
• Horizontal Saw Cut Program	<u>\$ 40,000</u>
• TOTAL	\$905,000

* Includes additional funding for Rock Creek Road west of Porter Avenue and pedestrian trail from Oakhurst Addition to 12th Avenue SE





Capital Improvement Projects Fund

Proposed Recurring Projects in FYE 2023

▪ Capital Outlay	\$4,096,539
▪ Street Maintenance	\$2,305,377
▪ Maintenance of Existing Facilities	\$ 262,800
▪ Stormwater Drainage Maintenance	\$2,025,000
▪ Personnel	\$1,371,521
▪ ODOT Audit Adjustments	\$ 100,000
▪ ADA Compliance & Repair	\$ 386,000
▪ Bridge Maintenance	\$ 750,000
▪ Driveway Repairs	\$ 10,000
▪ Street Striping	\$ 100,000
▪ Traffic Calming	\$ 50,000
▪ Community/Neighborhood Improvements	\$ 100,000
▪ Building Maint. Mech./Electrical	\$ 75,000
▪ GIS Mapping Update	\$ 145,000

TOTAL \$11,777,237






Capital Improvements Fund

Upcoming Significant Projects in FYE 24

Pending Federal Grant Applications W/Local Match

- SH-9 Multimodal Path 48th to 60th (2023 TA submitted project--\$1,112,011 including \$222,402 local match)
 - SH-9 Multimodal Path 60th to 72nd (2023 TA submitted project--\$1,535,448 including \$307,090 local match)
 - Alameda Road Diet (2023 TA submitted project--\$233,000 including \$57,000 local match)
 - Lindsey Street Sidewalks 12th to 24th SE (2023 TA submitted project--\$727,209 including \$145,442 local match)
 - Boyd/Berry Sidewalks (2023 TA submitted project--\$699,443 including \$139,889 local match)
 - Robinson Street Resurfacing (2023 CRRSAA submitted project--\$500,000 with local match to account for bid amount over \$500,000)
 - Gray Street 2-way Bond Project (2023 CRRSAA submitted project--\$500,000 with local match to account for bid amount over \$500,000)
- 



Plan Updates FYE 23-24

- **Comprehensive Plan**
- Housing Market Analysis and Affordability Strategy
- Comprehensive Transportation Plan Update
- Stormwater Master Plan Update
- Water Hydraulic Modeling Update
- Wastewater Master Plan Update
- Sanitation Master Plan
- Current plan is 18 years old and expires in 2025.
- OTA Proposal for two Turnpikes.
- \$2,150,000 Budget for all Plans.



Public Safety Sales Tax Fund

Projects Underway Fiscal Year 2022-2023

- Emergency Communications & Operations Center
 - Budget: \$17.1 Million (Fully Funded)
 - (\$9.5 Million ARPA; \$7.8 million PSST)
 - Approx. 19,800 square feet.
 - Entire building fully “hardened”
 - Operational redundancies included
 - ECC, EOC/ICP, TMC, IT spaces all included
 - 100% Design expected this week!
 - Groundbreaking Scheduled for Jan 2023
 - Completion expected spring 2024





Public Safety Sales Tax Fund

Fire Apparatus Replacement Schedule

	<u>Budget</u>	<u>Actual</u>
• FYE 2016 - Elevated Platform	\$1,106,700	\$1,105,943
• FYE 2017 - Fire Engine	\$540,000	\$523,853
• FYE 2018 - Fire Engine	\$625,000	\$622,079
• FYE 2019 - Pumper/Tanker	\$725,000	\$724,974
• FYE 2020 - Pumper/Tanker	\$750,000	\$735,474
• FYE 2021 - Air and Light Unit, Pub Ed	\$800,000	\$541,600
• FYE 2022 - Fire Engine	\$760,000	\$687,804
• FYE 2023 - Fire Engine/staff vehicle	\$800,000	TBD
• FYE 2024 - Ladder	\$1,800,000*	TBD

* Includes new aerial platform and staff/support vehicles



NORMAN FORWARD Sales Tax Fund

Current Projects Underway

YFAC

Construction Budget: \$41,677,428 Million (Fully Funded)

(Funding Sources – NF - \$22.5mm, Hotel Motel Tax Bond - \$3.8mm, Various NF Transfers \$2.7mm, Young Family Foundation Donation \$4mm, NRHS \$7mm, UNP Developer Contribution \$3.8mm)

- Approx. 135,000 square feet.
- 8 Basketball Courts | 12 Volleyball Courts
- 25 meter – 8 Lane - Competition Pool
- 25 meter – 4 Lane – Warm Water Recreational Pool
- NMotion (NRHS Sports Performance Clinic)
- Retail & Restaurant Space
- Completion expected Late Fall 2023



NORMAN FORWARD Sales Tax Fund

Current Projects Underway

Senior Wellness Center

Construction Budget: \$14,026,000 Million (Estimated)

(Funding Sources – NF - \$8.5 mm, Cares Act \$3.9 mm NRHS Land Swap \$426K and 718 Porter)

- Approx. 30,000 square feet.
- Wet & Dry Arts and Crafts Space
- Indoor Walking Track and Workout Areas
- Indoor Fitness Classroom
- Game Room and Lounge with Outdoor Padio
- Multi-use area with stage
- Wellness Rooms
- Kitchen, Coffee Bar and Cooking Classroom
- Saltwater – Tempature Controlled - Recreational Pool
- Completion expected expected Late Summer 2023



NORMAN FORWARD Sales Tax Fund

Current Projects Underway

Reaves Park Improvement

Construction Budget: \$10 Million (Estimated)

(**Funding Sources** – NF - \$9 MM (Reaves Park Project) \$1MM (Community Sports Park Project))

- Phase I of Overall Reaves Masterplan.
- Included \$2MM to relocate Park Maintenance
- New Reaves Park Road Loop & Parking Lots
- New T-Ball 4-plex where Park Maintenance Demolished. Includes LED field lights, new restroom & concession, covered bleachers, etc.
- New detention pond acted as fill dirt source.
- Enhanced park walks, trees, vendor areas.
- Improvements to existing softball & baseball fields, to be re-built in future phases.
- Completion expected Early Spring, 2023

Current Phase



Future Phase



NORMAN FORWARD Sales Tax Fund

Current Projects Underway

Griffin Park Improvement

Construction Budget: \$14 Million (Estimated)

(Funding Sources – NF - \$14 MM (Griffin Park Project)

- Phases I-5 Complete. Phase 6 underway. Part of Overall Griffin Park Masterplan.
- Phased approach while Reaves Park was made ready for all SB/BB fields to relocate there.
- Convert complex to all soccer. New fields, lights, parking, concession & restrooms, trails, interior park road, traffic lights on Robinson and 12th Ave.
- Large tournament capacity.
- Future phases include indoor facility, additional parking, playground and lake amenities.
- Completion expected Summer, 2023






NORMAN FORWARD Sales Tax Fund Projects Completed in FYE 2023

- Ruby Grant Phase IA—Youth Football practice fields, restroom and parking lot addition (completed October, 2022)
- Rotary and Vineyard Park Renovations.






NORMAN FORWARD Sales Tax Fund Future Projects (Current & Future Funds thru 2030)

- New Neighborhood Parks
(\$1,000,000, Pay-Go)
 - Existing Neighborhood Parks
(\$4,700,000, Pay-Go)
 - Lease Payments for Griffin Park
(\$80,000/year; \$2,400,000 total)
 - Canadian River Park
(\$2,000,000, Pending Land
Acquisition Deal)
 - New Trail Development
throughout town (\$4,100,000,
Pay-Go)
 - Saxon Park Development
(\$2,000,000, Pay-Go)
- 

Upcoming Challenges



- I-35 Corridor Study (Norman/Moore/ODOT)
 - Access Oklahoma Turnpike Plan
 - Public Transportation
 - Regional Transportation Authority (RTA)
 - Purchasing Land for Stations; Zoning
 - Recommendations from Transit Study
 - New Traffic Signals on State Highways & City Arterials
 - Fleet replacement
 - Fire Station #10 (Staffing)
 - Bridge Replacements
 - Stormwater Infrastructure
 - Fleet Fueling Facility
 - Sidewalk Gaps
 - Escalating Construction Costs
 - Plan Updates
- 



Next Steps

- **February 14, 2023**
 - Discussion on proposed new projects and midpoint evaluations
- **May 2, 2023**
 - Review of final proposed Capital Budget for FYE 2024 and Capital Improvements Plan for FYE 2025-2028



QUESTIONS COMMENTS PROJECT REQUESTS

More Info at:
www.NormanOK.gov

