


# Reapportionment Ad Hoc Committee Public Hearing

June 15, 2022






# **Legal Framework Governing Reapportionment Criteria and Process**

- City Charter
  - 14<sup>th</sup> Amendment of the US Constitution
  - Federal Voting Rights Act
  - Oklahoma State Law
  - Various Federal Court Cases
- 



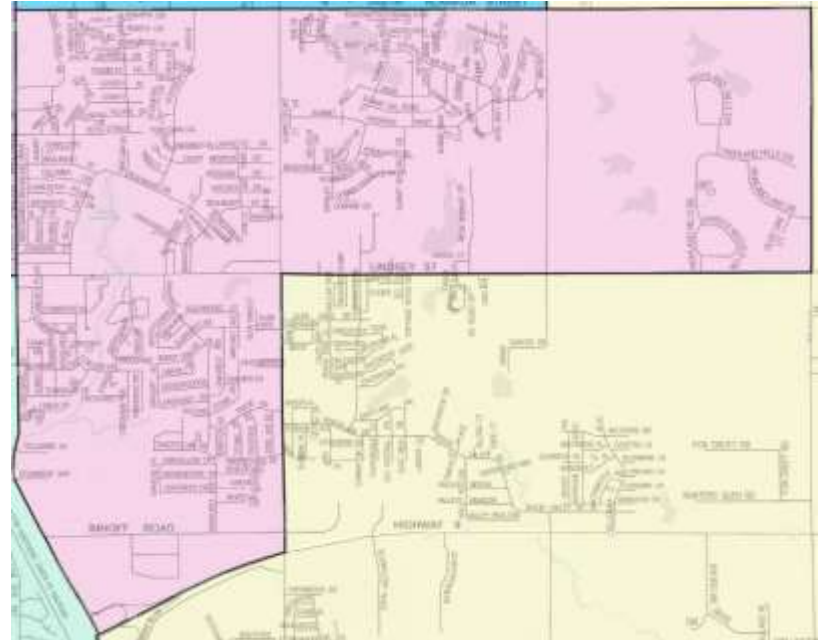
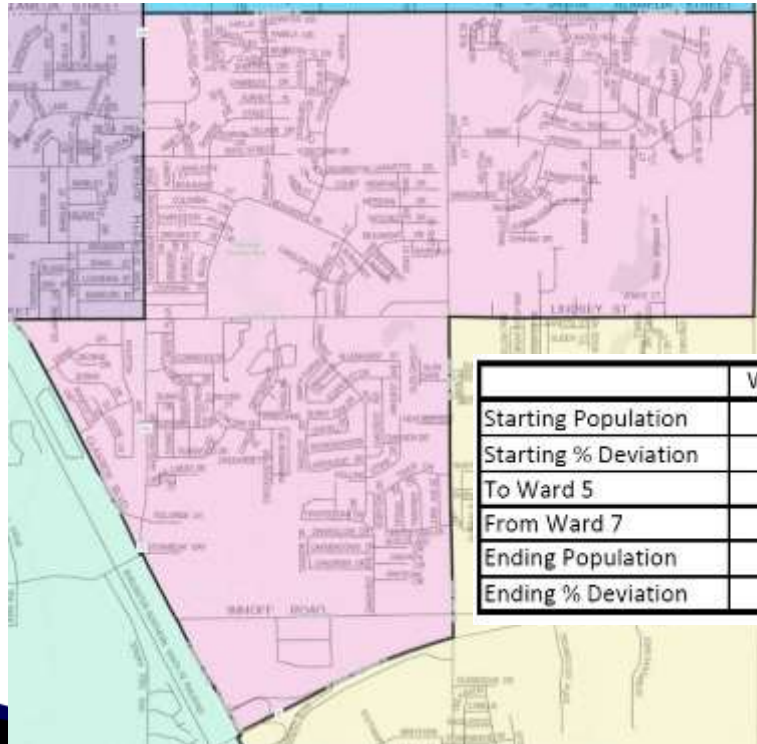
# Reapportionment Criteria

- **Equalize population (total deviation range of 10%)**
  - Draw compact and contiguous wards as possible
  - Maintain communities of interest where possible
  - Use easily recognized physical boundaries
  - Do not split precincts where possible
- 

# Ward 1

Proposed

Current



# Ward 2

**Proposed**



**Current**



	Ward 2
Starting Population	14,845
Starting % Deviation	-7.24
From Ward 8	1912
To Ward 4	1,501
Ending Population	15,256
Ending % Deviation	-4.67

# Ward 3

Proposed



Current



	Ward 3
Starting Population	14,824
Starting % Deviation	-7.37
From Ward 8	768
Ending Population	15,592
Ending % Deviation	-2.57

# Ward 4

Proposed



	Ward 4
Starting Population	14,129
Starting % Deviation	-11.71
From Ward 2	1,501
From Ward 7	386
From Ward 8	614
Ending Population	16,630
Ending % Deviation	3.92

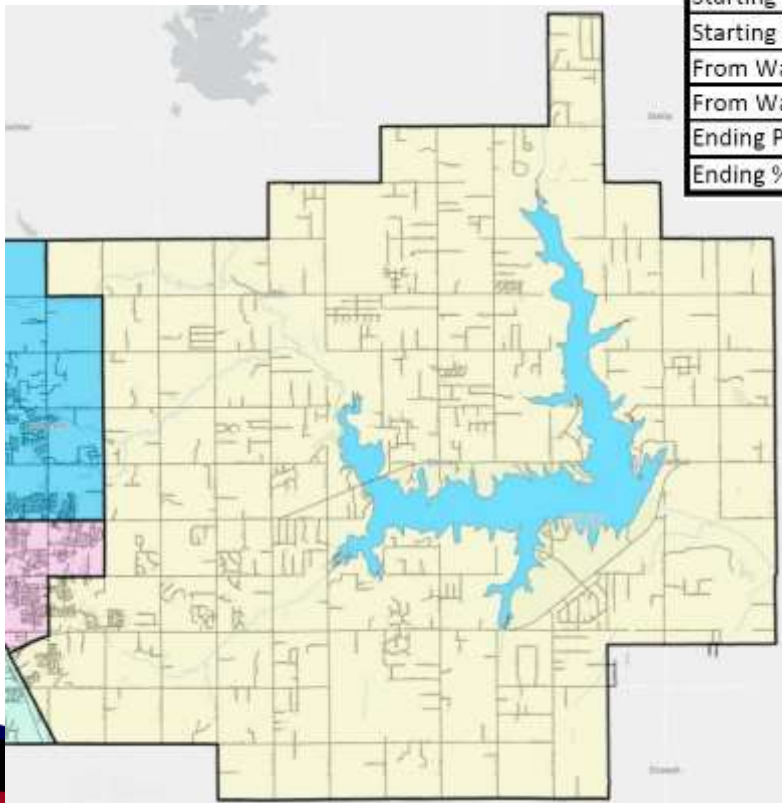
Current





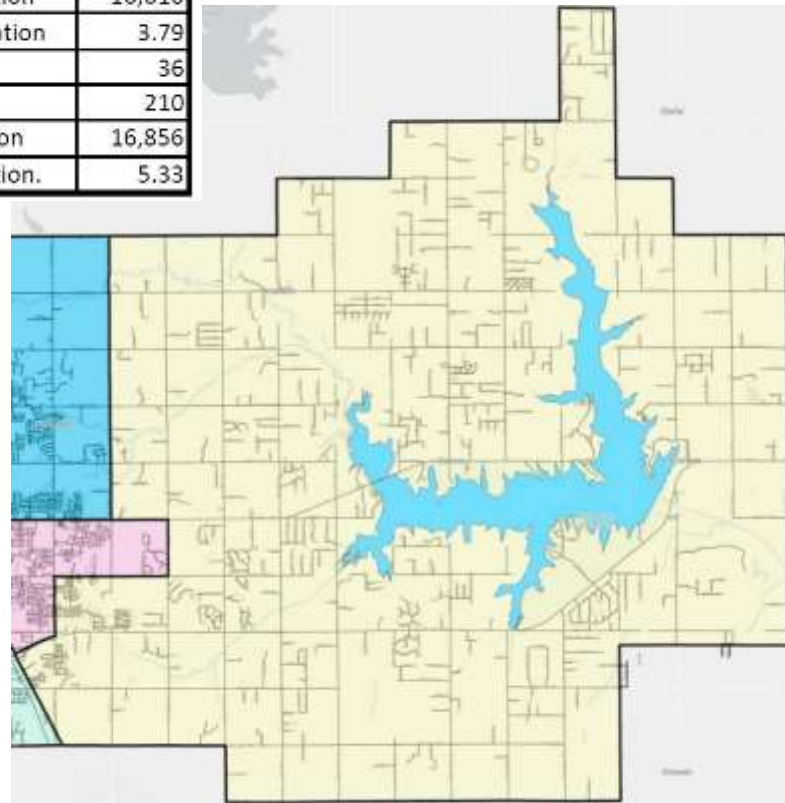
# Ward 5

**Proposed**



	Ward 5
Starting Population	16,610
Starting % Deviation	3.79
From Ward 6	36
From Ward 1	210
Ending Population	16,856
Ending % Deviation.	5.33

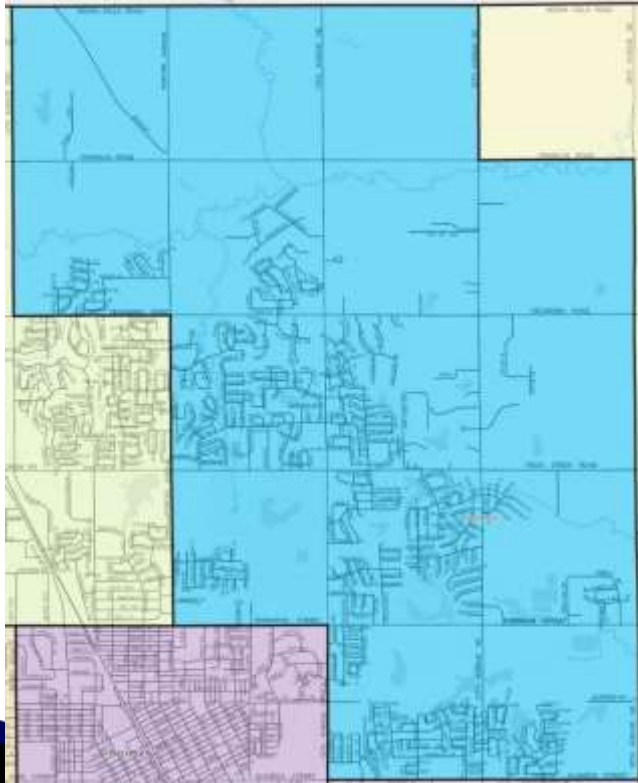
**Current**





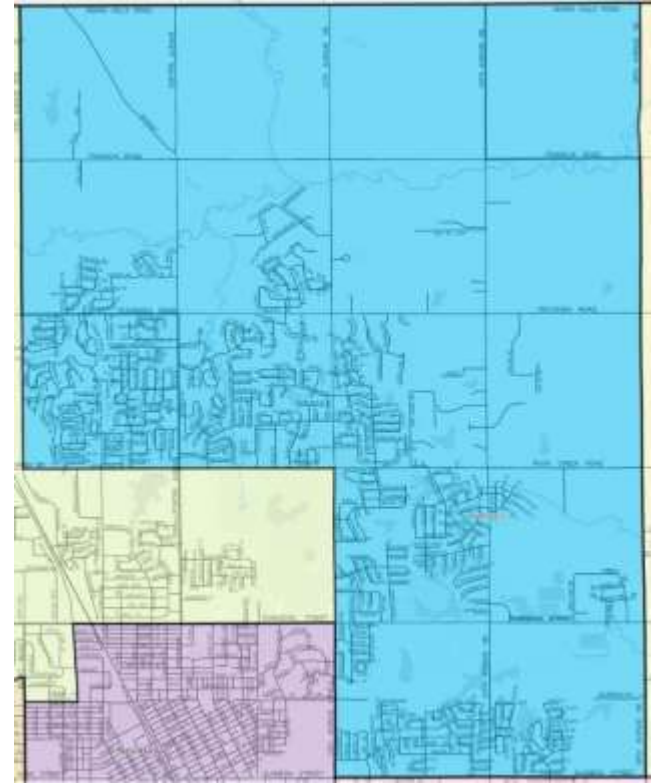
# Ward 6

Proposed



	Ward 6
Starting Population	18,515
Starting % Deviation	15.70
To Ward 5	36.00
To Ward 8	3960
From Ward 8	803
Ending Population	15,322
Ending % Deviation	-4.26

Current

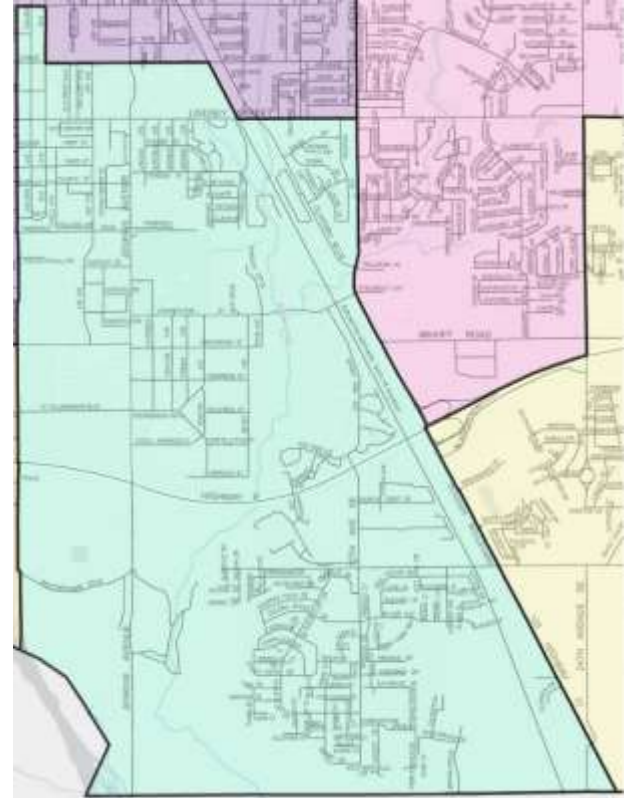


# Ward 7

Proposed



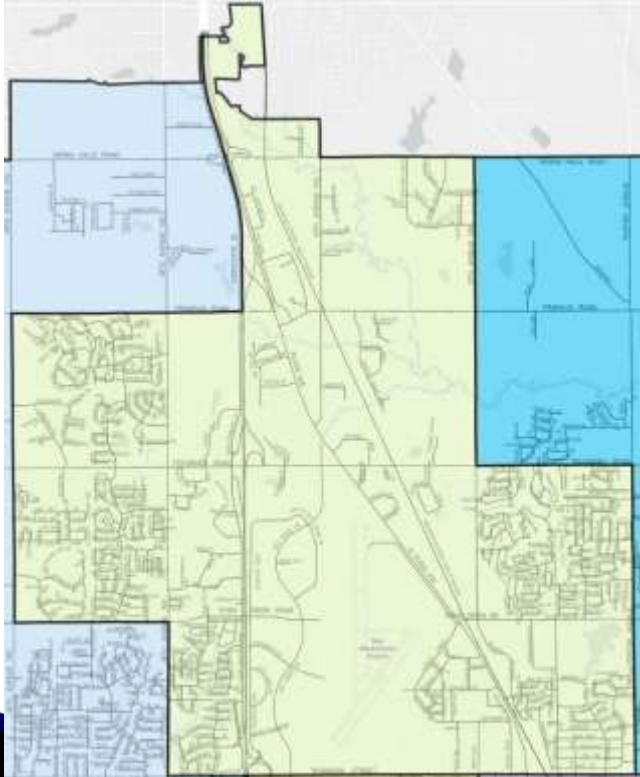
Current



	Ward 7
Starting Population	18,309
Starting % Deviation	14.41
To Ward 1	1856
To Ward 4	386
Ending Population	16,067
Ending % Deviation	0.40

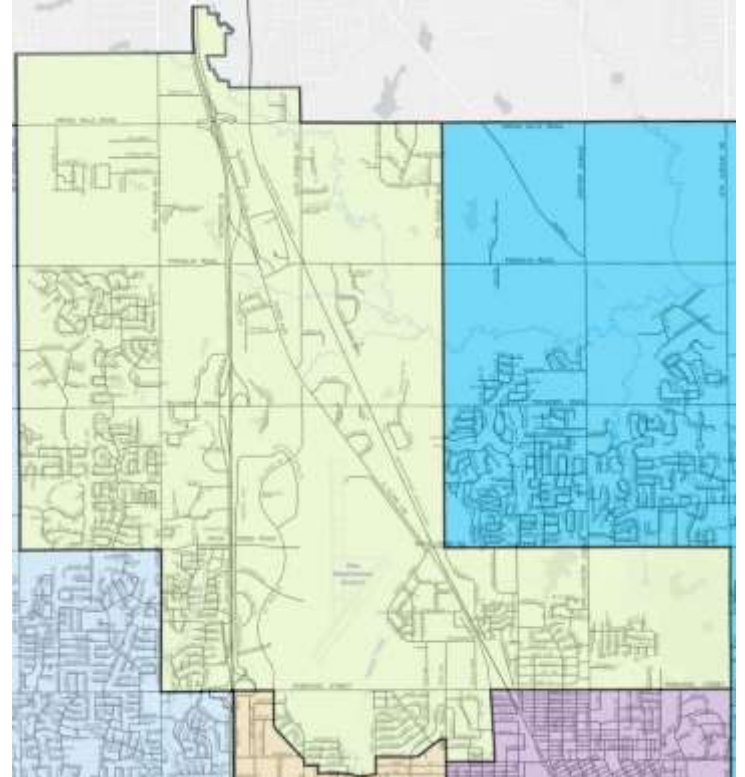
# Ward 8

**Proposed**



	Ward 8
Starting Population	15,776
Starting % Deviation	-1.42
To Ward 2	1912
To Ward 3	768
To Ward 4	614
To Ward 6	803
From Ward 6	3960
Ending Population	15,639
Ending % Deviation	-2.27

**Current**



Moore

Stella

Goldsky

Etowah

Ward 1	Ward 2	Ward 3	Ward 4	Ward 5	Ward 6	Ward 7	Ward 8
Starting Population 15,010	Starting Population 14,881	Starting Population 15,824	Starting Population 14,121	Starting Population 15,810	Starting Population 15,313	Starting Population 15,300	Starting Population 15,770
Starting % Deviation -6.18	Starting % Deviation -7.28	Starting % Deviation -7.87	Starting % Deviation -11.71	Starting % Deviation 8.29	Starting % Deviation 15.39	Starting % Deviation 14.41	Starting % Deviation -6.42
To Ward 5 210	From Ward 8 1811	From Ward 8 706	From Ward 2 1,551	From Ward 8 30	To Ward 1 1874	To Ward 2 884	To Ward 3 1912
From Ward 7 1854	To Ward 4 1,381	From Ward 7 860	From Ward 1 860	To Ward 6 230	To Ward 4 850	To Ward 5 860	To Ward 6 804
		From Ward 8 834		From Ward 8 803		From Ward 6 803	From Ward 8 800
Ending Population 16,064	Ending Population 15,258	Ending Population 15,593	Ending Population 16,209	Ending Population 16,890	Ending Population 15,312	Ending Population 16,089	Ending Population 15,695
Ending % Deviation 4.13	Ending % Deviation -4.67	Ending % Deviation -2.57	Ending % Deviation 3.92	Ending % Deviation 5.38	Ending % Deviation -4.38	Ending % Deviation 0.46	Ending % Deviation -2.27

