







# Visits Trend

Jul 1 - Oct 28, 2024

Properties:

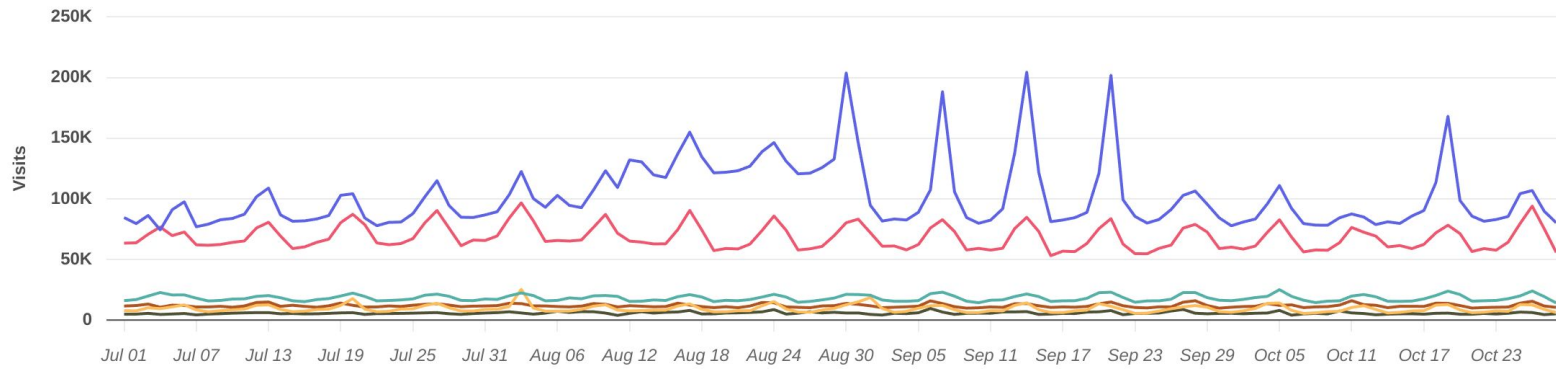
- |  |  |   |   |
|--|--|---|---|
|    | <b>City of Norman, OK</b><br>6278 East Robinson Street, Norman, OK 73026 |    | <b>City of Moore, OK</b><br>990 Southeast 9th Street, Moore, OK 73160 |
|  | <b>Newcastle</b><br>South Meridian Avenue, Newcastle, OK 73065           |  | <b>Goldsby</b><br>East Chestnut Road, Goldsby, OK 73093               |
|  | <b>Noble</b><br>48th Avenue Southeast, Noble, OK 73068                   |  | <b>Purcell</b><br>Purcell, OK   |

# Visits Trend

Jul 1 - Oct 28, 2024

## Visits Trend

- **City of Norman, OK**  
East Robinson Street, Norman, OK
- **City of Moore, OK**  
Southeast 9th Street, Moore, OK
- **Newcastle**  
South Meridian Avenue, Newcastle, OK
- **Goldsby**  
East Chestnut Road, Goldsby, OK
- **Noble**  
48th Avenue Southeast, Noble, OK
- **Purcell**  
Purcell, OK



	2021	2022	2023	Last 12 Months
■	34.3M	41.2M	42.8M	41.4M
■	28.1M	27.9M	26.8M	25.2M
■	7.7M	7.2M	7.2M	6.7M
■	3.6M	3.5M	3.4M	3.4M
■	2.6M	2.5M	2.4M	2.2M
■	4.7M	4.5M	4.4M	4.3M

Daily | Visits | Jul 1st, 2024 - Oct 28th, 2024  
 Data provided by Placer Labs Inc. ([www.placer.ai](http://www.placer.ai))

