



CITY OF NORMAN

Fiscal Year 2022-2023 Capital Improvement Program Budget & FYE 2024-2027 Capital Improvements Plan






Capital Budget Calendar for Preparation of the FYE 2023 C.I.P.

- **November 16, 2021**
 - Update on funded projects & discussion of Council priorities
 - **February 15, 2022**
 - Discussion on proposed new projects
 - **May 3, 2022**
 - Review of final proposed plan for FYE 2023
- 



All Funds Included in C.I.P. Budget


SPECIAL PURPOSE CAPITAL FUNDS

- Public Safety Sales Tax Fund
 - CDBG Fund
 - Special Grants Fund
 - Room Tax Fund
 - Public Transportation and Parking Fund
 - Capital Fund (Pay-As-You-Go, or “PAYGO”)
 - Capital Fund (General Obligation Bonds)
 - Norman Forward Sales Tax Fund
 - Park Land & Development Fund
 - University North Park Tax Increment Finance District Fund
 - Arterial Road Recoupment Fund
 - Center City Tax Increment Finance District Fund
- 



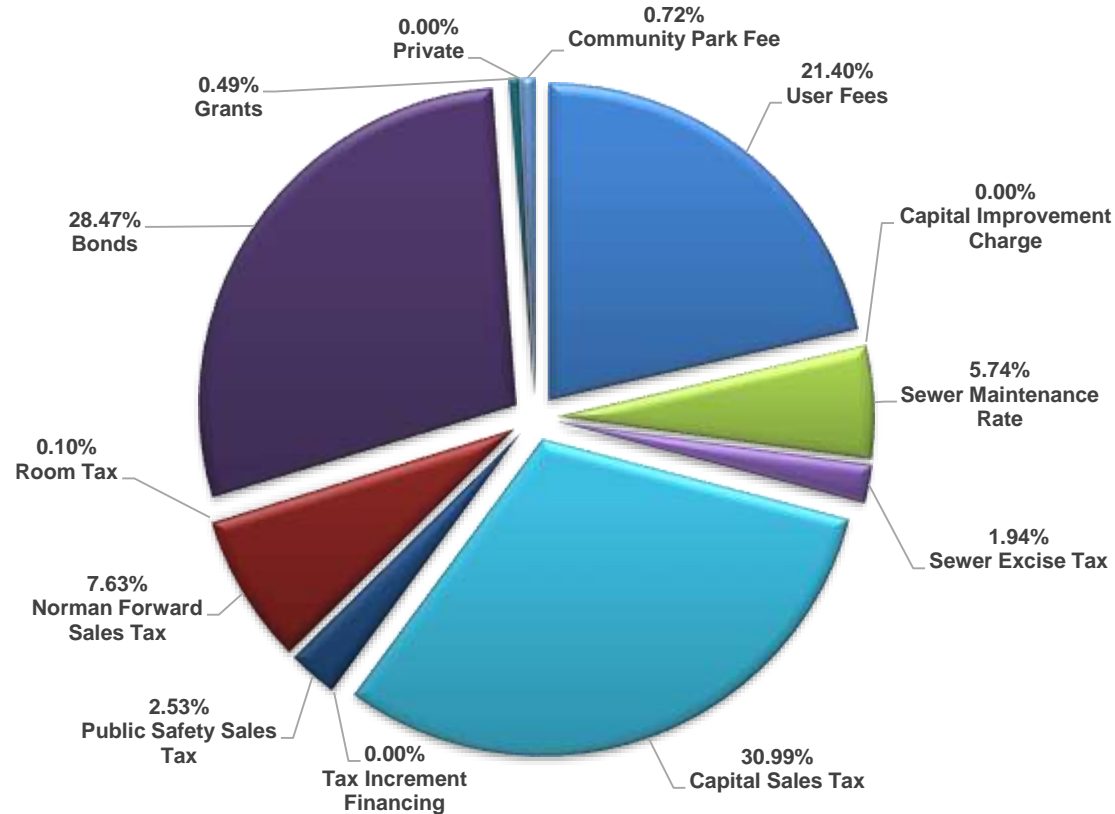
Funds Included in C.I.P. Budget (Cont.)

ENTERPRISE FUNDS

- Water Fund
 - Water Reclamation Fund
 - Sanitation Fund
 - Sewer Maintenance Fund
 - New Development Excise Tax Fund
- 

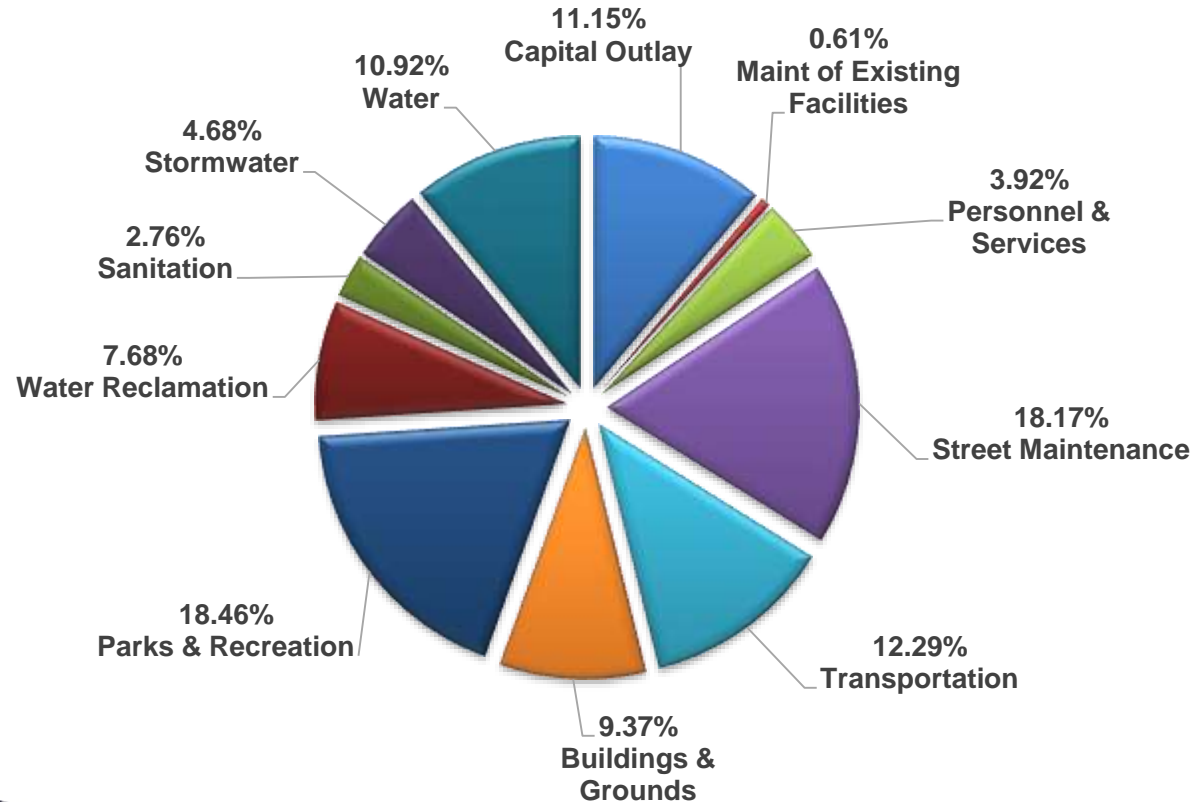
Fiscal Year 2022-2023 Sources of Revenue All Funds

\$43,235,610 as of 4/2022 – 141 Capital Improvement Projects



Fiscal Year 2022-2023 Expenses by Purpose

All Funds \$43,235,610- 141 Capital Improvement Projects



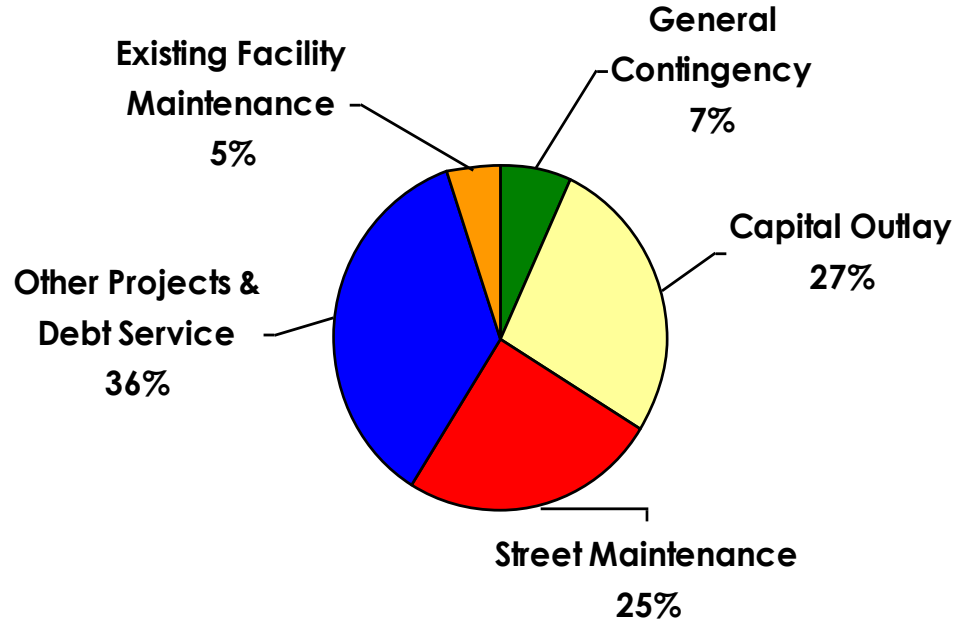


What is the Capital Improvements Fund?

- The Capital Improvements Fund was established in 1976 to account for capital projects funded by capital sales tax receipts, general obligation bond issues or specific matching funds (i.e., private & reimbursements).
- Seventy percent (70%) of one percent (0.7%) of sales tax was set aside for capital improvements by voter referendum in September, 1976.
- These projects support services that do not have other dedicated special revenues, such as enterprise funds.
- Those projects relating to enterprise funds, funded with fees and charges, or special revenue sources are accounted for in their respective enterprise funds.



Capital Sales Tax Guidelines to Allocate New Revenue



Status of Capital Fund

As of 4/2022




- Capital Fund PayGo
 - a. FYE23 estimated available for new projects is **-\$3,393,406**.
 - b. FYE24 projected available for new projects is **-\$500,485**.
 - c. FYE25 projected available for new projects is \$1,731,238.






FYE 2023 Proposed Capital Outlay

- General Fund
 - Computer Replacements: \$264,700
 - Fleet Replacements: \$2,155,485
 - \$1,307,369 in department requests, including furniture replacements, various traffic signal/display replacements, body camera system replacement, mosquito equipment upgrade, and time clocks.
 - Public Safety Sales Tax Fund
 - Fleet Replacements: \$287,792
 - \$4,000 in Computer Replacements
 - Westwood Fund
 - \$85,507 in department requests, including golf cart replacements and mower attachments.
- 



FYE 2023 Proposed Capital Outlay

- Public Transportation & Parking Fund
 - Fleet Replacements: \$625,000
 - \$32,448 for Cleveland County Courthouse Parking Pay Stations and Additional Cash Lock Boxes
 - Enterprise Funds
 - Computer Replacements: \$8,000
 - Fleet Replacements: \$3,238,515
 - \$761,888 in department requests, including a mixer, pumps, hoses, a compactor, water well replacement parts, an additional vehicle, polycarts, and dumpsters.
- 




Project Status Updates





Significant Projects Underway FYE 22/23

- TMDL Compliance & Monitoring Plan Implementation, Year 7 (\$300,000)
 - Lake Thunderbird TMDL Data Analysis and Plan Update for Years 1-5 (\$270,531)
 - Fire Station 9 – Finishing miscellaneous small items, Fire Administration Building Renovation – 85% complete
 - Engineering Design Criteria Update and Green Stormwater Infrastructure Review, Phase 2 (\$265,000)
 - Traffic Management Center (\$3.3 million)
 - Vehicle Wash Facility – North Base (\$1.8 million)
 - Downtown Transit Center (\$1.2 million)
 - New Bus Stops – Long Range Plan (\$160,000)
- 

Projects Under Construction FYE 22/23

- Municipal Complex Renovation (\$9,971,465)
- 36th Avenue NW (Utility Relocation - \$1,433,000)
- I-35 and Robinson Street West Side (\$5,300,000– including ODOT match) - Complete
- Classen Boulevard Sidewalks (\$229,296) (Currently Under Design)
- Flood Avenue Sidewalks – From Gray Street to Acres Street (\$250,000) (Construction Begins in May 2022)
- Imhoff Road Bridge Emergency Repair Project (\$1,945,806.17 -Substantially Complete)
- Porter Avenue Streetscape (\$4,134,170) (Bid Opening Summer, 2022)
- James Garner Avenue, Phase 2 (\$6,640,000) (Bid Opening Summer, 2022)
- Gray Street 2-way Conversion (\$4,816,000) (Bid Opening Fall 2022)
- Constitution Street Multi-Modal Path (\$1,145,459)



2021 Street Maintenance Bond Program

Classen Boulevard
(Urban Asphalt)




Grover Lane
(Urban Reconstruction)



Franklin Road
(Rural Asphalt)





FYE 2021-2026 Street Maintenance Bond Program

5-year \$27 Million

(April 6, 2021 Voter Approved)

Street Maintenance [Year 1] FYE 2022

- Urban Asphalt pavement [Complete]
- Urban Concrete Pavement [Complete]
- Rural Road Rehabilitation [Under Construction]
- Urban Road Reconstruction [Under Construction]
- Preventive Maintenance [Under Construction]

Street Maintenance [Year 2] FYE 2023

- Urban Asphalt pavement
- Urban Concrete Pavement
- Rural Road Rehabilitation
- Urban Road Reconstruction [Under Design]
- Preventive Maintenance


Street Maintenance [Year 3] FYE 2024

- Urban Asphalt pavement
- Urban Concrete Pavement
- Rural Road Rehabilitation
- Urban Road Reconstruction
- Preventive Maintenance

Street Maintenance [Year 4] FYE 2025

- Urban Asphalt pavement
- Urban Concrete Pavement
- Rural Road Rehabilitation
- Urban Road Reconstruction
- Preventive Maintenance

Street Maintenance [Year 5] FYE 2026

- Urban Asphalt pavement
 - Urban Concrete Pavement
 - Rural Road Rehabilitation
 - Urban Road Reconstruction
 - Preventive Maintenance
- 

I-35 and Robinson Street West Side UNP TIF Project

UNP TIF:
\$2,113,151
Federal:
\$4,012,056
Total:
\$6,125,207



- Start Construction April 2021
- Completed April 2022

I-35 and Robinson Street West Side



East Alameda Street Bond Project 2012 Transportation Bond Program

Project Awarded

- Project fully funded without federal funds
- Funds to complete this project are available in;
 - 2012 Transportation Bond (\$1,085,000)
 - 2016 Street Maintenance Bond Surplus Funds (\$2,452,000)
 - 2021 Street Maintenance Bond Program (\$216,480)
- Construction began April 2022

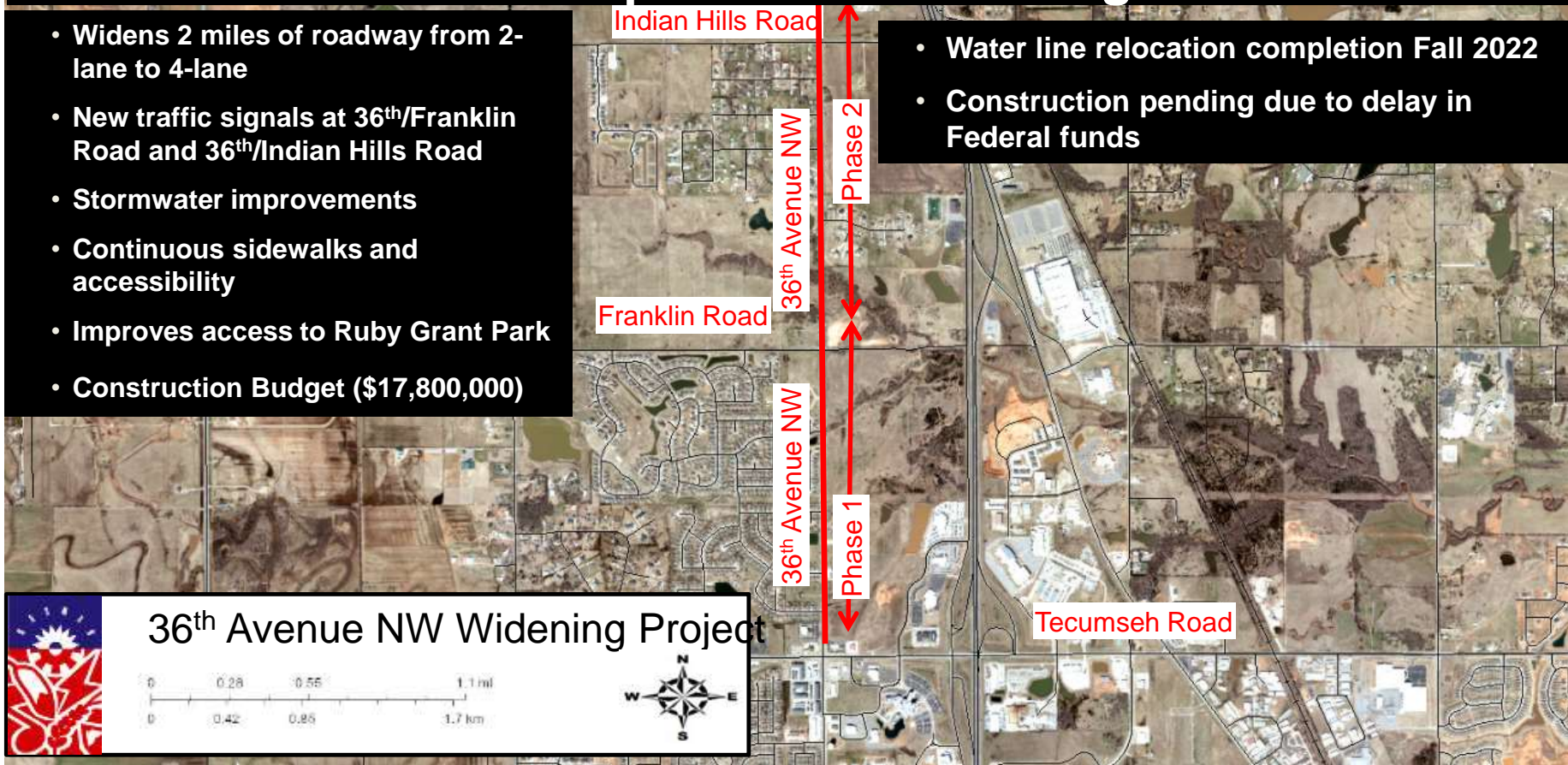


36th Avenue NW – Tecumseh Road to Indian Hills Road


2012 Transportation Bond Program

- Widens 2 miles of roadway from 2-lane to 4-lane
- New traffic signals at 36th/Franklin Road and 36th/Indian Hills Road
- Stormwater improvements
- Continuous sidewalks and accessibility
- Improves access to Ruby Grant Park
- Construction Budget (\$17,800,000)




- Water line relocation completion Fall 2022
- Construction pending due to delay in Federal funds




36th Avenue NW Widening Project



2019 Transportation Bond Program

Construction Year	Project Name / Location	Bond Budget	Current Estimated Costs	Federal Share	Bond Funds	Excess Funds Available
2020	Porter Avenue and Acres Street	\$3,675,000	\$3,361,210	\$0	\$3,361,210	\$313,790
2022 	Traffic Management Center	\$3,366,000	\$3,366,000	\$3,000,000	\$366,000	\$0
2022 	Porter Avenue Streetscape	\$2,471,000	\$4,134,170	\$2,772,440	\$1,361,740	\$1,109,260
2023 	Gray Street Two-Way Conversion	\$4,816,000	\$3,468,240	\$1,765,853	\$1,702,387	\$3,113,613
2024	James Garner Avenue - Acres to Duffy	\$4,853,440	TBD	TBD	TBD	TBD
2024	Jenkins Avenue (Imhoff Road to Lindsey Street)	\$9,601,000	TBD	TBD	TBD	TBD
2025	Constitution Street - Jenkins to Classen	\$2,643,260	TBD	TBD	TBD	TBD
Totals		\$31,425,700	\$14,329,620	\$7,538,293	\$6,791,337	\$4,536,663

 - Indicates that the Federal funding is secured

Excess funds will be utilized to fund future 2019 Transportation Bond Program projects

Porter Avenue Streetscape

2019 Transportation Bond Program



- **Funded by 2019 GO Bonds & Federal Grant**
- **Decorative Lighting, Pedestrian and ADA Improvements**
- **Decorative Concrete Sidewalks**
- **New Bus Stop**
- **Placemaking Gateways and Landscaping**
- **Begin Construction Fall 2022**
- **Complete Construction Fall 2023**
- **Total Estimated Cost = \$4,134,170**
- **Landscaping at the new Public Transit Terminal**

James Garner Avenue: Phase 2 – Acres Street to Flood Avenue

Norman Forward Project



- **Funding: Norman Forward & Federal Grant**
- **Decorative Lighting**
- **New Bridge over Robinson Street**
- **Extension of Legacy Trail**
- **Landscaped Median**
- **Limited Access Express Route to Downtown**
- **Begin Construction Fall 2022**
- **Complete Construction Fall 2023**
- **Total Estimated Cost = \$6,639,760**
- **Federal Funds: \$4,825,733**

James Garner Avenue Project

Bridge Aesthetics/Public Art

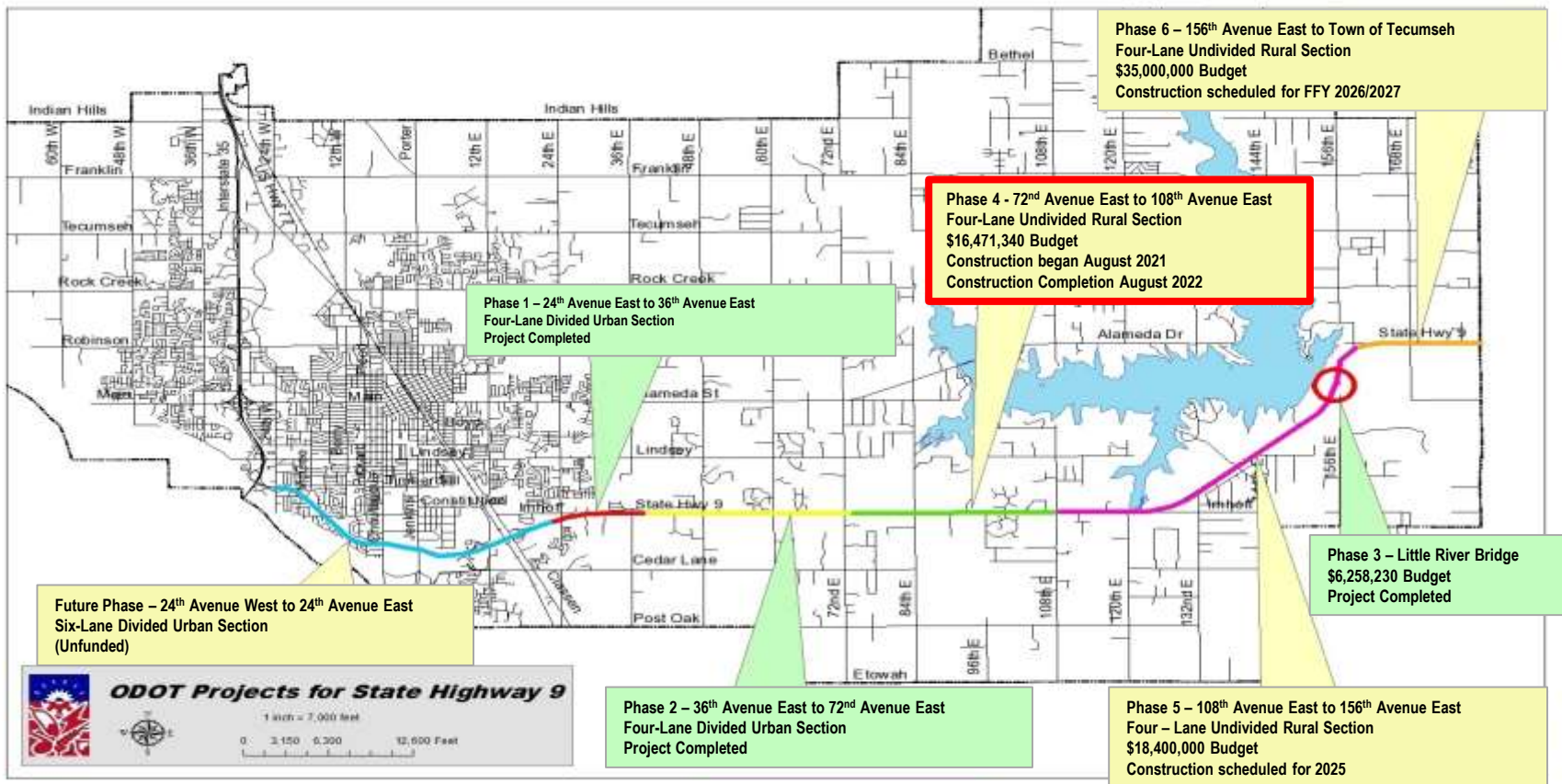
Bridge Aesthetics:	\$215,500
<u>Roundabout Public Art:</u>	<u>\$200,000</u>
Total	\$415,500



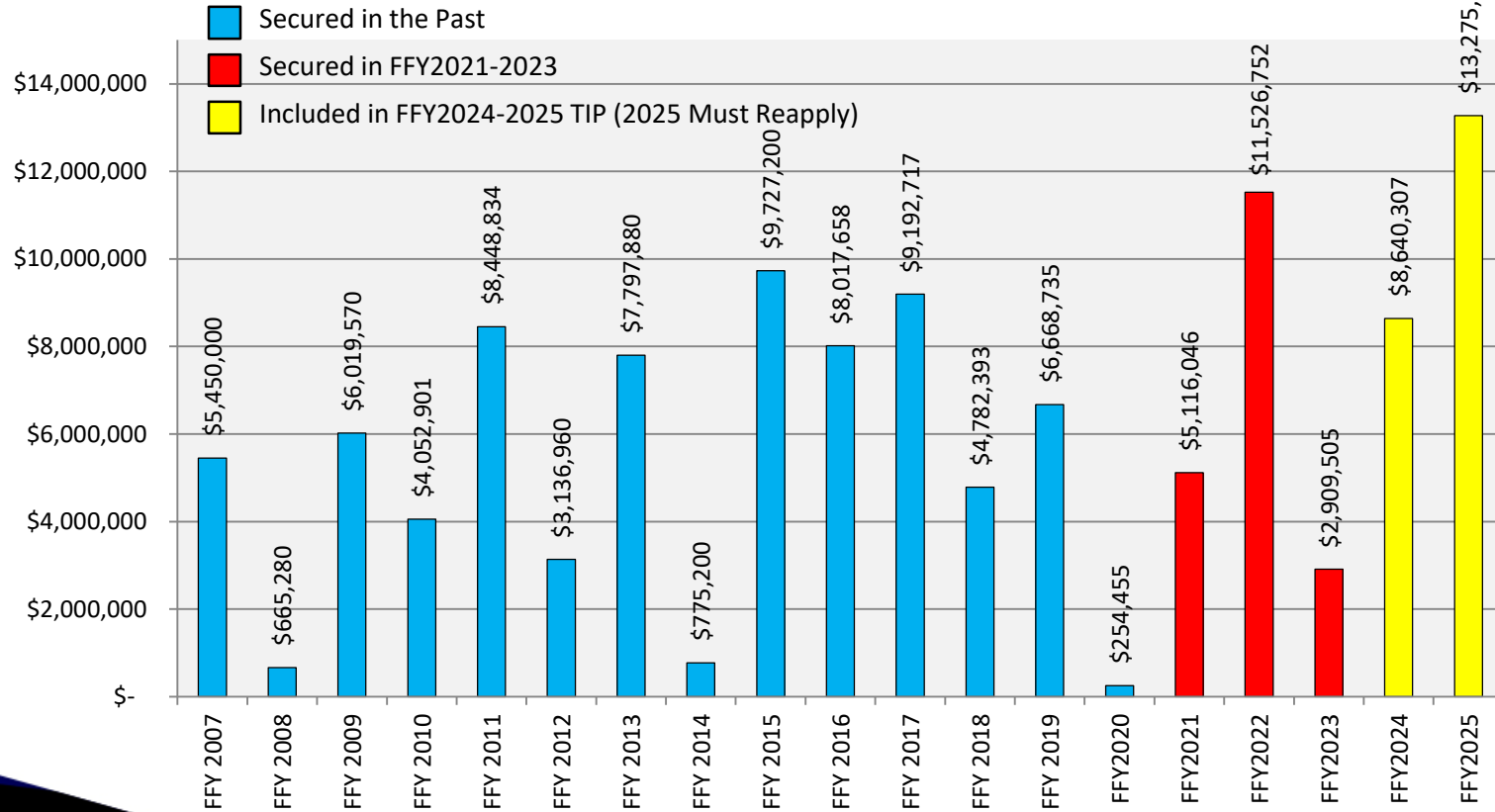
Gray Street 2-way Conversion 2019 Transportation Bond Program

- Funded by 2019 GO Bonds & Federal Grant
- Convert Gray Street to 2-way traffic
- Pedestrian and ADA Improvements
- Signalize intersection at James Garner Avenue
- Rail road crossing enhancements
- Begin Construction January 2023
- Complete Construction Fall 2023
- Total Construction Cost = \$4,134,170

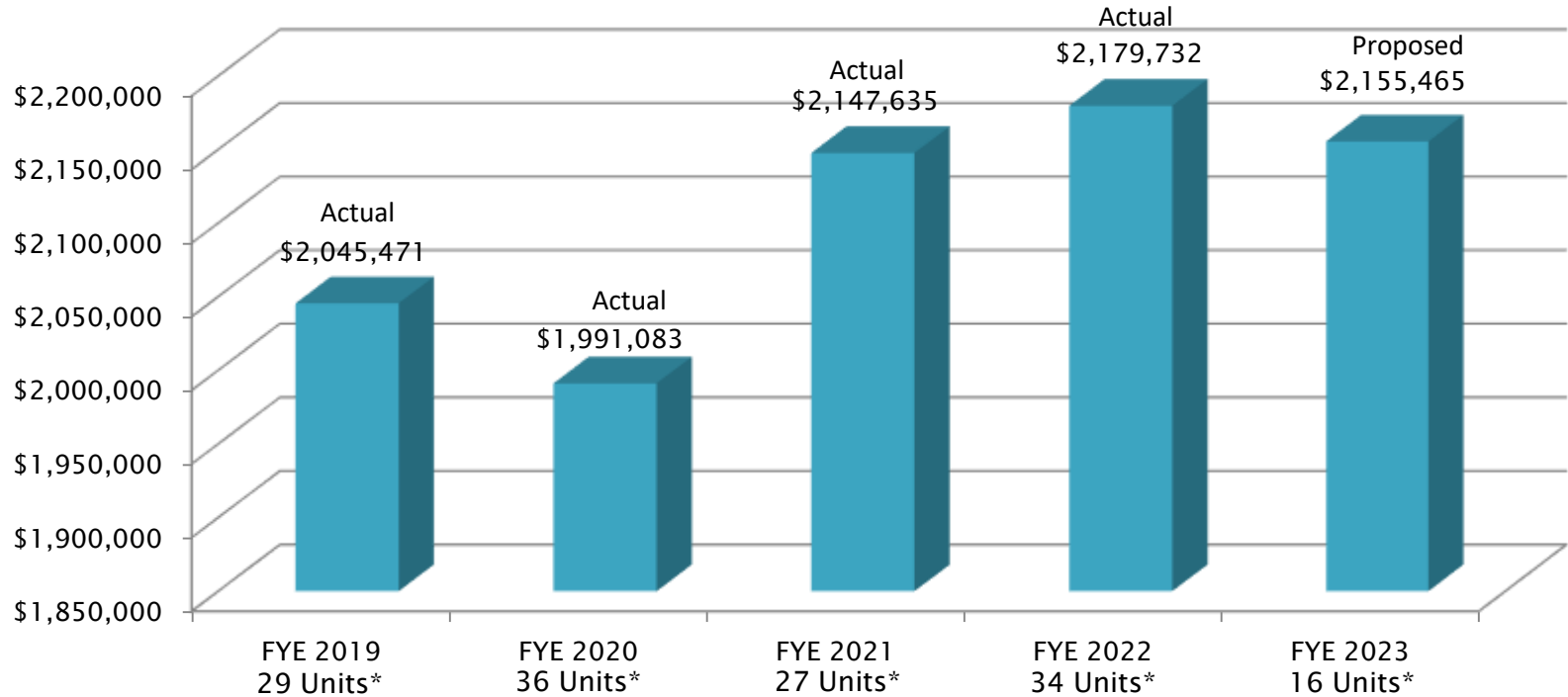




Norman's STP/STBG Federal Transportation Funds History



City Vehicle Replacement Program




*Units are not directly comparable as some vehicles/pieces of equipment are more expensive than others



Capital Projects Fund

Proposed Recurring Sidewalk Projects in FYE 23

• Sidewalk program for Schools and Arterials	\$ 80,000
• Sidewalk Accessibility Project	\$ 30,000
• Citywide Sidewalk Project	\$ 100,000
• Downtown Area Sidewalk Project	\$ 50,000
• Sidewalks and Trails	\$120,000
• Horizontal Saw Cut Program	<u>\$ 40,000</u>
• TOTAL	\$420,000





Capital Improvement Projects Fund

Proposed Recurring Projects in FYE 2023


▪ Capital Outlay	\$3,727,554
▪ Street Maintenance	\$2,305,377
▪ Maintenance of Existing Facilities	\$ 262,800
▪ Stormwater Drainage Maintenance	\$2,025,000
▪ Personnel	\$1,371,521
▪ ODOT Audit Adjustments	\$ 100,000
▪ ADA Compliance & Repair	\$ 386,000
▪ Bridge Maintenance	\$ 750,000
▪ Driveway Repairs	\$ 10,000
▪ Street Striping	\$ 100,000
▪ Traffic Calming	\$ 50,000
▪ Community/Neighborhood Improvements	\$ 100,000
▪ Building Maint. Mech./Electrical	\$ 75,000
▪ GIS Mapping Update	\$ 145,000

TOTAL \$11,408,252





Proposed FYE 23 Capital Budget Amendments

- RTA Contribution (\$182,654)
 - Land Use/ Transportation/ Stormwater/ Public Safety Studies (\$1,500,000)
 - Miller Historic District Driveways, Approaches, Gutters, Curbs, Sidewalks (\$360,000)
 - Walking Trail connecting Oakhurst and Woodcreek to Walmart (\$300,000)
 - Historical Markers (\$30,000)
- 



Center City TIF Fund Fiscal Year 2022-2023

- Pattern Zoning (\$100,000)
- Urban Design and Implementation Plan (\$100,000)
- Legacy Trail Lighting (\$300,000)



Public Safety Sales Tax Fund

Projects Underway Fiscal Year 2022-2023

- Emergency Communications & Operations Center
 - Budget: \$16.5 Million (Fully Funded)
 - (\$9.5 Million ARPA; \$7 million PSST)
 - Approx. 19,800 square feet.
 - Entire building fully “hardened”
 - Operational redundancies included
 - EOC/ICP, TMC, IT spaces all included
 - Space for full ECC Staffing (16 positions) included
 - Completion expected spring 2024






Public Safety Sales Tax Fund

Fire Apparatus Replacement Schedule

	<u>Budget</u>	<u>Actual</u>
• FYE 2016 - Elevated Platform	\$1,106,700	\$1,105,943
• FYE 2017 - Fire Engine	\$540,000	\$523,853
• FYE 2018 - Fire Engine	\$625,000	\$622,079
• FYE 2019 - Pumper/Tanker	\$725,000	\$724,974
• FYE 2020 - Pumper/Tanker	\$750,000	\$735,474
• FYE 2021 - Air and Light Unit, Pub Ed	\$800,000	TBD
• FYE 2022 - Fire Engine	\$760,000	TBD
• FYE 2023 - Fire Engine/staff vehicle	\$800,000	TBD
• FYE 2024 - Ladder	\$1,800,000	TBD





NORMAN FORWARD Sales Tax Fund Future Projects

- New Neighborhood Parks (\$1,300,000)
- Lease Payments for Griffin Park (\$80,000/year; \$2,400,000 total)
- Canadian River Park (\$2,000,000)
- New Trail Development throughout town (\$4,000,000)
- Saxon Park Development (\$2,000,000)



NORMAN FORWARD Sales Tax Fund

Current Projects Underway

Young Family Athletic Center



Senior Wellness Center



QUESTIONS COMMENTS PROJECT REQUESTS

Anthony.Francisco@NormanOK.gov

Kimberly.Coffman@NormanOK.gov

Jacob.Huckabaa@NormanOK.gov

More Info at:

www.NormanOK.gov

