


City of Norman

# CAPITAL IMPROVEMENT PROJECTS BUDGET

Tour of Jenkins



FYE 2027


FISCAL YEAR ENDING  
JUNE 30, 2027  
FINANCIAL PLAN-FISCAL  
YEAR-END 2028-2031

# CITY OF NORMAN

## Fiscal Year Ending 2025-2026 Review & Fiscal Year Ending 2027-2031 Capital Improvement Budget and Program Preparation



# Capital Budget Calendar for Preparation of the FYE 2027 C.I.P.

- November 18, 2025
    - Review of FYE 26 CIP & discussion of Council priorities for FYE 27 CIP
  - March 3, 2026
    - Discussion on proposed new and recurring projects
  - May 5, 2026
    - Review of final proposed plan for FYE 2027
- 


# What is a Capital Project?

- A project which generally costs more than \$100,000;
- Is relatively fixed or permanent in nature;
- Asset with an expected life of more than five years;
- Usually consists of the construction of a new, expanded or improved tangible asset;
- Often takes more than one fiscal year to complete;
- Contracted services for design, land acquisition and utility relocations may be required in advance of construction.





# Capital Projects Sources

- Purpose of Capital Improvement Projects Program is to support services of municipal government.
  - Projects are identified in Long Range Master Plans that are reviewed by citizens and adopted by City Council (Land Use, Transportation, Parks, Water, Wastewater, Greenways, Stormwater, etc.).
  - Priorities are set by Council (short range, long range). The short range needs go into a one-year adopted capital budget; The long range needs go into a 5-year Capital Plan with proposed schedules of implementation and available funding sources.
  - Emergencies and high priority unanticipated project needs can be added through re-allocation or appropriation of funds by Council.
  - Sources of funding include voter-approved general obligation bond proceeds, (0.7%) Capital Sales Tax, (0.5%) Norman Forward Sales Tax and Public Safety Sales Tax, University North Park and Center City Tax Increment Finance revenues, enterprise revenues, intergovernmental grants, Room Tax, private funds, and others.
- 



# All Funds Included in C.I.P. Budget

## Special Purpose Capital Funds

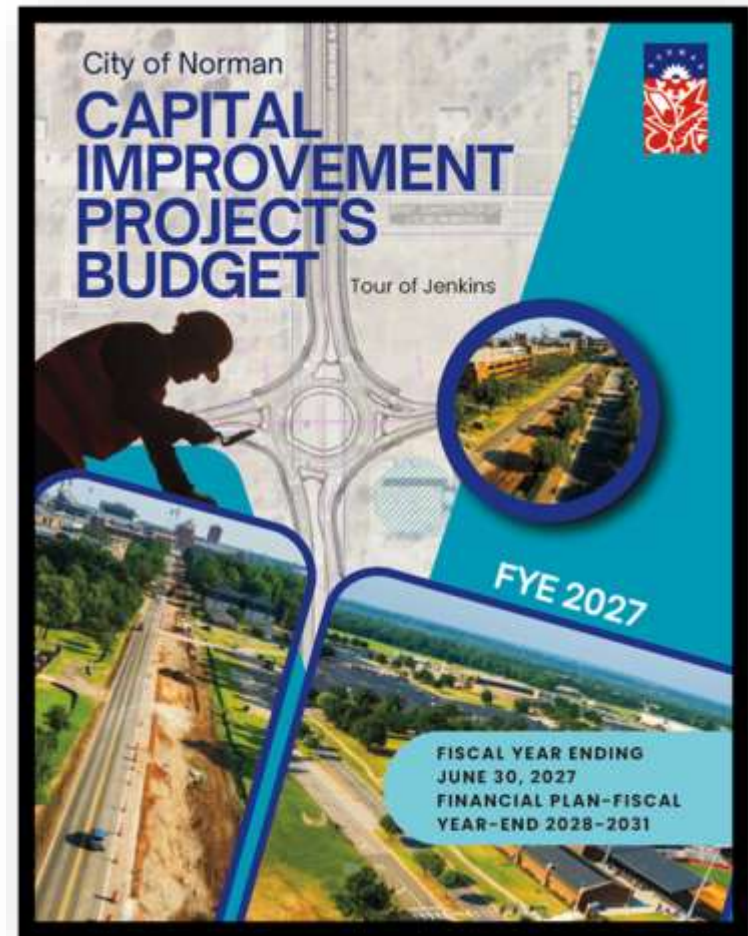
- Public Safety Sales Tax Fund
- Community Development Block Grant (CDBG) Fund
- Special Grants Fund
- Room Tax Fund
- Public Transportation and Parking Fund
- Capital Fund (Pay-As-You-Go, or "PAYGO")
- Capital Fund (General Obligation Bonds)
- Norman Forward Sales Tax Fund
- Park Land & Development Fund
- University North Park Tax Increment Finance District Fund
- Center City Tax Increment Finance District Fund
- Arterial Road Recoupment Fund



# Funds Included in C.I.P. Budget (Cont.)

## Enterprise Funds

- Water Fund
- Water Reclamation Fund
- Sanitation Fund
- Sewer Maintenance Fund
- New Development Excise Tax Fund






# Status of Capital Fund

- Capital Fund PayGo
  - FYE 25 estimated available for new projects is **-\$12,975,985\***
  - FYE 26 projected available for new projects is **-\$8,299,944\***
  - **FYE 27 projected available for new projects is **-\$4,975,836\*****
  - FYE 28 projected available for new projects is **-\$308,047\***
  - FYE 29 Projected available for new projects is \$4,543,199\*

\* All estimations/projections for FYE 25 and beyond include the assumption that all previously appropriated project balances will be spent down to \$0.

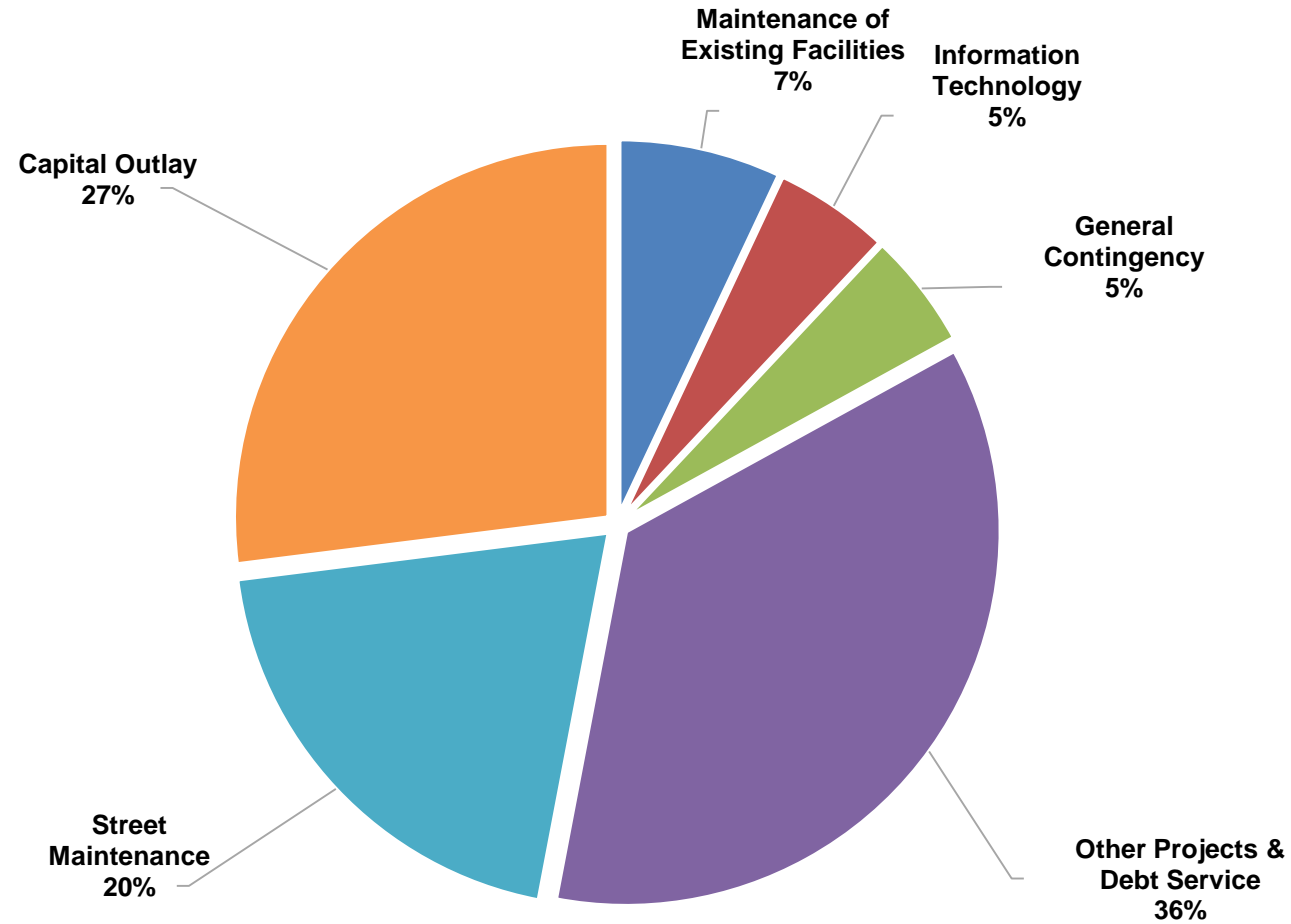


# Status of Capital Fund

	FYE 24 ACTUAL	FYE 25 ESTIMATED	FYE 26 PRELIMINARY	FYE 26 ADOPTED	FYE 27 PROJECTED
1 Beginning Fund Balance	\$ 86,069,956	\$ 81,182,295	\$ 30,146,984	\$ 30,146,984	\$ 57,415,455
2					
3 Revenues:					
4 Sales Tax	\$ 16,743,287	\$ 17,512,533	\$ 17,512,533	\$ 17,512,533	\$ 17,862,784
8					
9 Subtotal	\$ 20,142,003	\$ 18,212,533	\$ 18,212,533	\$ 18,212,533	\$ 18,562,784
17 Bond Proceeds	16,000,000	26,000,000	34,000,000	34,000,000	-
18					
19 Total Revenue	\$ 40,460,632	\$ 44,212,533	\$ 52,212,533	\$ 52,212,533	\$ 18,562,784
20					
21 Expenditures:					
26 Capital Projects (See Detail)	15,018,312	24,344,681	4,091,848	4,091,848	3,405,000
51					
52 Total Expenditures	\$ 45,348,293	\$ 95,247,844	\$ 24,944,063	\$ 24,944,063	\$ 24,973,309
53					
54 Net Difference	\$ (4,887,661)	\$ (51,035,311)	\$ 27,268,470	\$ 27,268,470	\$ (6,410,526)
55					
56 Ending Fund Balance	\$ 81,182,295	\$ 30,146,984	\$ 57,415,455	\$ 57,415,455	\$ 51,004,929
57	=====	=====	=====	=====	=====
58 Reserves:					
59 General Contingency	1,172,030	1,225,877	875,627	875,627	893,139
60 Reserve for Bond Proceeds - 19B - 2019 Vote	4,677,485	(0)	(0)	(0)	(0)
61 Reserve for Bond Proceeds - 21 - 2021 Vote	5,796,223	-	-	-	-
62 Reserve for Bond Proceeds - 23A - 2019 Vote	27,263,263	-	-	-	-
63 Reserve for Bond Proceeds - 23B - 2021 Vote	14,142,506	14,043,641	10,250,298	10,250,298	10,250,298
64 Reserve for Bond Proceeds - 24A - 2023 Vote	16,103,215	3,424,883	-	-	-
65 Reserve for Bond Proceeds - 24B - 2019 Vote		24,428,568	22,991,057	22,991,057	13,238,911
66 Reserve for Bond Proceeds - 26 - 2023 Vote			31,598,417	31,598,417	31,598,417
67 Reserve for Encumbrances	8,835,453	-	-	-	-
68 Available for New Projects	3,192,120	(12,975,985)	(8,299,944)	(8,299,944)	(4,975,836)

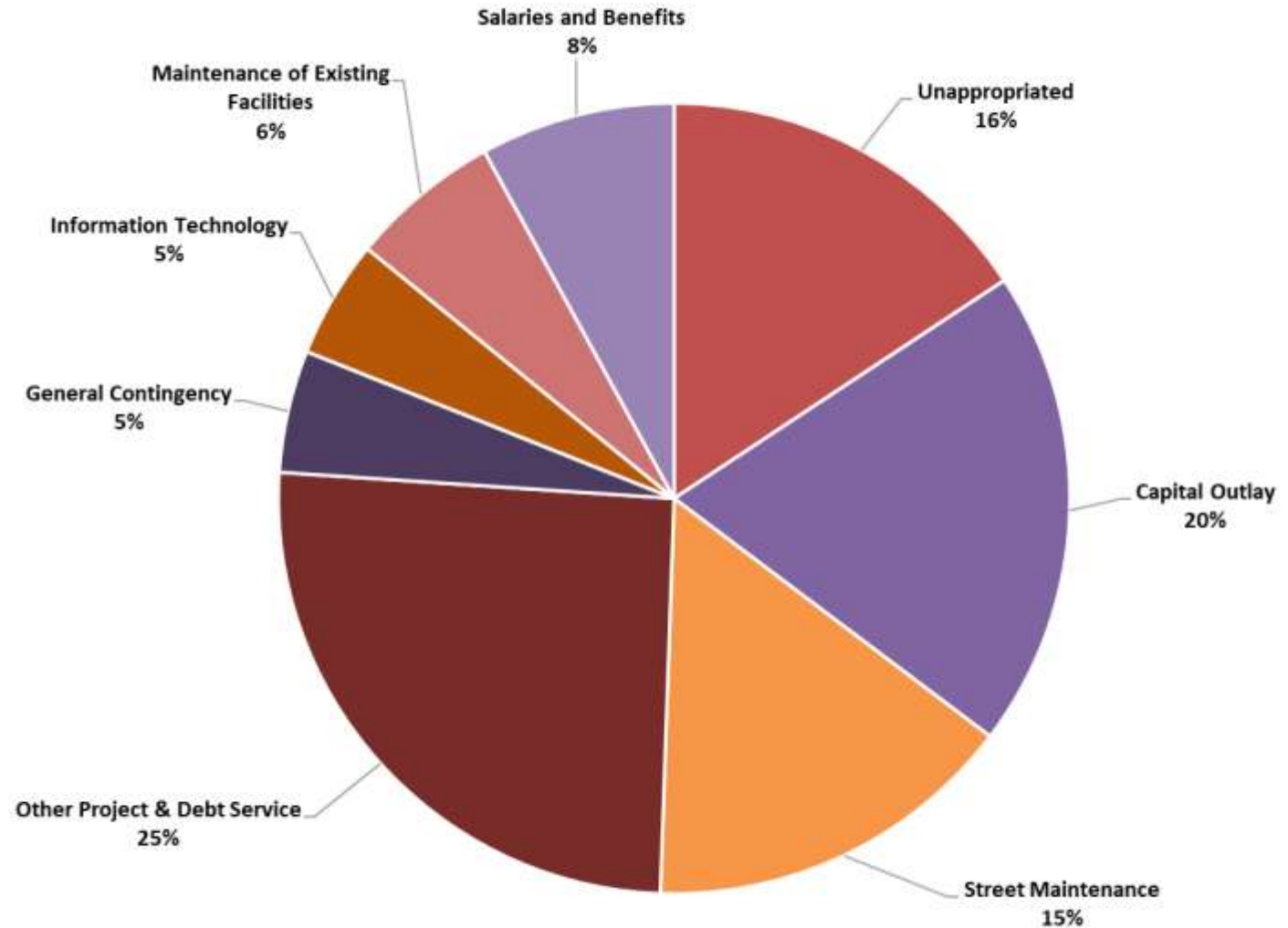


# Capital Sales Tax Guidelines to Allocate New Revenue



# Adopted Capital Sales Tax Allocations

- Total Projected FYE 26 Capital Sales Tax Revenue: **\$17,512,533.**
- Total FYE 26 Pay-Go Capital Sales Tax Expenditures: **\$14,762,370.**





# Capital Fund

## Recurring Projects in FYE 2026

### FYE 26 Recurring Projects:


- Street Maintenance (\$2,675,000)
- 50/50 Driveway Repair Program (\$10,000)
- Street Striping (\$50,000)
- Stormwater (\$2,450,000)
- Park Amenities (\$45,000)
- Tree Program (\$65,000)
- IT Hardware/Software (\$845,000)
- Capital Outlay (\$3,428,384)
- Personnel (\$1,393,020)
- Maintenance of Existing Facilities (\$1,079,598)
- Recurring Sidewalk Projects (\$500,000)

**Total (\$12,621,002)**

### Recurring Projects not included in the Capital Budget for FYE 26:

- Alley Repair (\$200,000)\*
- ADA Compliance (\$300,000)\*
- Oklahoma Department of Transportation Audit Adjustment (\$100,000)\*
- **PayGo** Bridge Maintenance (\$1,000,000)\*
- Traffic Calming (\$50,000)\*
- Community/Neighborhood Improvements (\$100,000)\*

\* All recurring programs not included in the FYE 26 Capital Budget are included in the CIP schedule and projections for FYE 27 and beyond.





# **FYE 2021-2026 Street Maintenance Bond Program**

## **5-year \$27 Million**

### **(April 6, 2021 Voter Approved)**

#### **Street Maintenance [Year 1] FYE 2022**

- Urban Asphalt Pavement [Complete]
- Urban Concrete Pavement [Complete]
- Rural Road Rehabilitation [Complete]
- Urban Road Reconstruction [Complete]
- Preventive Maintenance [Complete]

#### **Street Maintenance [Year 2] FYE 2023**

- Urban Asphalt Pavement [Complete]
- Urban Concrete Pavement [Complete]
- Rural Road Rehabilitation [Complete]
- Urban Road Reconstruction [Complete]
- Preventive Maintenance [Complete]


#### **Street Maintenance [Year 3] FYE 2024**

- Urban Asphalt Pavement [Complete]
- Urban Concrete Pavement [Complete]
- Rural Road Rehabilitation [Complete]
- Urban Road Reconstruction [Complete]
- Preventive Maintenance [Complete]

#### **Street Maintenance [Year 4] FYE 2025**

- Urban Asphalt Pavement [Under Construction]
- Urban Concrete Pavement [Complete]
- Rural Road Rehabilitation [Under Construction]
- Urban Road Reconstruction [Complete]
- Preventive Maintenance [Complete]

#### **Street Maintenance [Year 5] FYE 2026**

- Urban Asphalt Pavement [Under Construction]
  - Urban Concrete Pavement [Under Construction]
  - Rural Road Rehabilitation [Under Construction]
  - Urban Road Reconstruction [Under Construction]
  - Preventive Maintenance [Complete]
- 



# 2019 TRANSPORTATION BOND TIMELINE

- Total Voter Approved GO Bond Authorization: \$72,000,000;
- Total GO Bonds Issued To Date: \$46,000,000
- Current Schedule:  
8 projects under construction / complete by 2027
- Original Schedule:  
13 projects under construction / complete by 2027
- ACOG funds, grants, and other funding sources will be pursued for the remaining projects

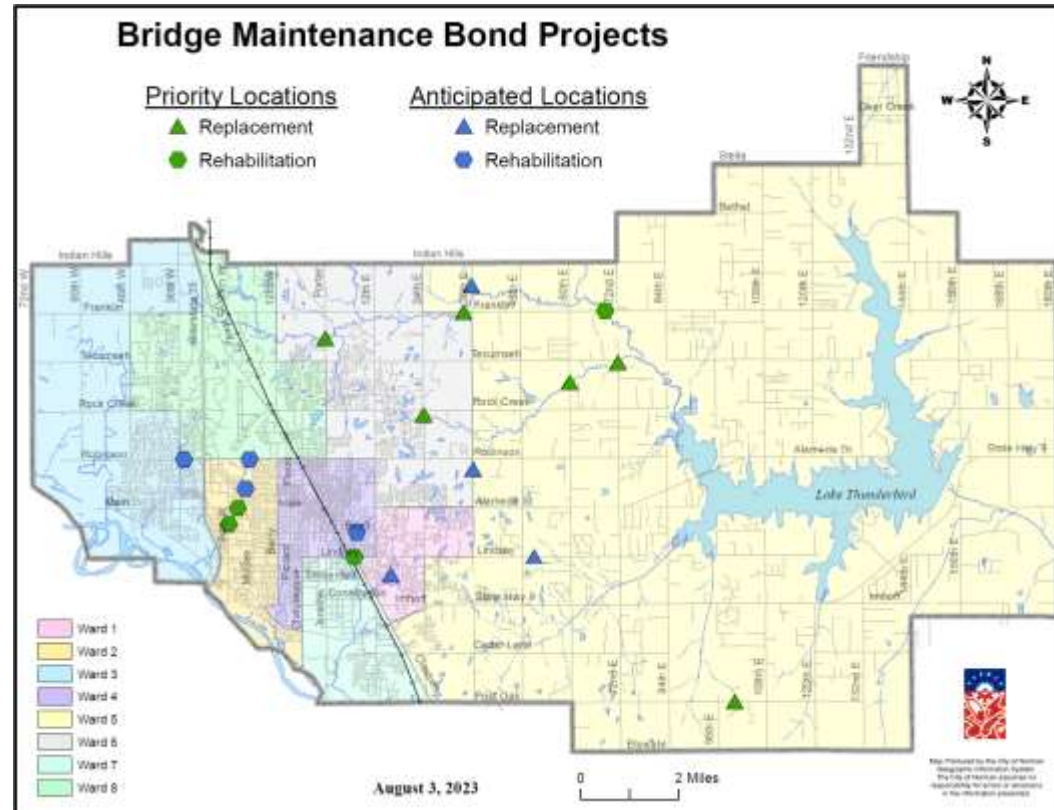
Original Construction Year	Planned Construction Year	Project Name / Location
COMPLETE		\$ Porter Avenue and Acres Street
COMPLETE		🔒 Porter Avenue Streetscape
UNDERWAY		🔒 Gray Street Two-Way Conversion
2022	2029	James Garner Avenue - Acres to Duffy
UNDERWAY		🔒 Traffic Management Center
UNDERWAY		🔒 Jenkins Avenue (Imhoff Road to Lindsey Street)
2023	2027	Cedar Lane Road - East of 24th Ave. SE to 36th Ave. SE
2023	2029	Constitution Street - Jenkins to Classen
2029	2027	🔒 Lindsey St. Special Corridor (Pickard Ave. to Elm Ave.)
2025	2027	36th Ave. SE - Cedar Lane Rd. to SH-9
2027	2029	🔒 Lindsey Street Special Corridor (Elm Ave. to Jenkins Ave.)

🔒 Federal Funding locked

\$ Bond funds utilized

# Bridge Maintenance Bond Program

- 10 Year program
- Funded by voter approved Bridge Maintenance Bond
- GO Bond Authorization: \$50,000,000;
- GO Bonds Issued To Date: \$16,000,000
- Initial project construction began Summer 2024
- Absentee Shawnee Tribe partnership awarded \$13.8 million dollar construction grant for Porter Avenue project
- Working with Absentee Shawnee Tribe in funding additional projects



Note: Grant funding may provide additional bond program project locations.

## 10 Year Program

- 60<sup>th</sup> Avenue NE replacement – Complete
- Lindsey Street Rehabilitation – Complete
- E. Post Oak Replacement – Under Construction
- Main street Rehabilitation – Complete
- Franklin Road Replacement – In Design
- 24<sup>th</sup> Avenue SW Rehabilitation – In Design
- N. Porter Avenue Replacement – In Design
- Franklin Road Rehabilitation
- 24<sup>th</sup> Avenue NE Replacement
- 72<sup>nd</sup> Avenue NE Replacement
- Creekside Drive Replacement
- Iowa Street Rehabilitation
- Lindsey Street Replacement
- Boyd Street Rehabilitation
- 36<sup>th</sup> Avenue NE Replacement
- W. Robinson Street Rehabilitation
- 36<sup>th</sup> Avenue NE Replacement
- Robinson Street Rehabilitation


# Public Safety Sales Tax (PSST) Fund

- The required PSST critical capital needs are fulfilled except the reconstruction of Station 5
- 2015 Norman Municipal Authority PSST Sales Tax Revenue Bonds will be paid off on March 1, 2027.
- Current estimates for a new Fire Station are now \$6,500,000.
- \$1,400,000 of remaining balance in Emergency Communications and Operations Center (ECOC) project.




# Norman Forward Sales Tax Fund



- Remaining projects include: Saxon Park, Canadian River Park, new and existing neighborhood park projects, and trail/traffic improvements.
  - The City recently agreed to purchase the Griffin Property, which has been leased out of the Norman Forward Fund, for \$3,306,811 with a portion of this funding coming from the Capital Fund.
  - The Saxon Park project (\$2,000,000) is currently underway with construction set to begin this winter.
  - \$180,000 in additional NF funds will come from the traffic and road improvements allocation to help pay for a portion of roadway construction connecting to this park from Technology Pl.
  - The remaining roadway portion will be built using Capital Funds, with \$1,300,000 currently budgeted.
- 



# Upcoming Challenges and Impacts FYE 2027-2031+

- 
- Rock Creek Entertainment District
  - OTA ACCESS Oklahoma Turnpike Project
    - Map of East/West and North/South
  - Central Library Remediation and Repairs
  - Public Safety Study and Recommendations
    - Replace Police HQ and Station 1 (GO Bond?)
    - New Fire Stations 10 and 11
    - PSST III?
    - North Base Master Plan – Fire Portion
  - Area and Infrastructure Master Plan Implementation
  - Center City Tax Increment Finance District
    - Parking Structure Development
  - Griffin Hospital Campus project
    - ODMHSAS Update (SW 59<sup>th</sup> & Penn Purchase)
    - Development Plan Approval & Chapel
  - Failing Stormwater Infrastructure
  - Permanent Homeless Shelter Facility (GO Bond?)
  - Fleet Vehicle Replacement
  - Continued Inflation in Project Costs
  - Street Maintenance Bond Election (April 2026)
  - New (“Kidspace”) Community Built Park Playground
    - Reaves
    - University North Park
  - Parking Structures
    - New Trust
    - Campus Corner & Downtown
  - Fire Station 5
    - Land Acquisition and Design?
- 



# QUESTIONS COMMENTS

[Anthony.Francisco@NormanOK.gov](mailto:Anthony.Francisco@NormanOK.gov)

[Kimberly.Coffman@NormanOK.gov](mailto:Kimberly.Coffman@NormanOK.gov)

[Jacob.Huckabaa@NormanOK.gov](mailto:Jacob.Huckabaa@NormanOK.gov)

More Info at:  
[www.NormanOK.gov](http://www.NormanOK.gov)

