



---

Product Guide & Specifications

# Specifications: LP® SmartSide® Lap Siding

## Cedar Texture Lap

### The Bold Look of Cedar Without Many of the Worries

- One of the most durable lap siding options in the market today
- 16' length can result in faster installation
- May create fewer seams than traditional 12' siding
- Pre-primed for exceptional paint adhesion
- Self-aligning SmartLock™ option eliminates the need to measure and set lap reveal. Eliminating this step in the process is likely to speed up the installation process.
- Treated engineered wood strand substrate
- APA-certified lap siding

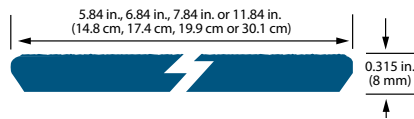
Also available in fiber substrate.

- CPA-certified lap siding
- Treated engineered wood fiber substrate




Cedar texture


#### 38 Series Cedar Texture Lap (strand)




#### 76 Series Cedar Texture Lap (fiber)



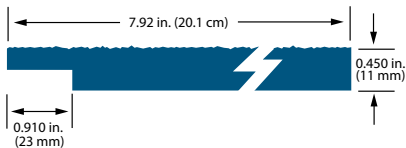
#### 76 Series Cedar Texture Lap (strand)



#### 76 Series SmartLock Cedar Texture Lap (strand)



#### 120 Series Self-Aligning Cedar Texture Lap (fiber)



DESCRIPTION	LENGTH	ACTUAL WIDTH	MINIMUM THICKNESS	PID NUMBER	WEIGHT
38 Series Cedar Texture Lap (strand)	16 ft. (192 in.)(4.9 m)	5.84 in. (14.8 cm)	0.315 in. (8 mm)	25796	1.5 psf
	16 ft. (192 in.)(4.9 m)	6.84 in. (17.4 cm)	0.315 in. (8 mm)	40610	1.5 psf
	16 ft. (192 in.)(4.9 m)	7.84 in. (19.9 cm)	0.315 in. (8 mm)	25797	1.5 psf
	16 ft. (192 in.)(4.9 m)	11.84 in. (30.1 cm)	0.315 in. (8 mm)	25799	1.5 psf
76 Series Cedar Texture Lap (strand)	16 ft. (192 in.)(4.9 m)	5.84 in. (14.8 cm)	0.375 in. (10 mm)	25785	1.5 psf
	16 ft. (192 in.)(4.9 m)	7.84 in. (19.9 cm)	0.375 in. (10 mm)	25786	1.5 psf
	16 ft. (192 in.)(4.9 m)	11.84 in. (30.1 cm)	0.375 in. (10 mm)	25787	1.5 psf
76 Series Cedar Texture Lap (fiber)	16 ft. (192 in.)(4.9 m)	5.84 in. (14.8 cm)	0.375 in. (10 mm)	25922	2 psf
	16 ft. (192 in.)(4.9 m)	7.84 in. (19.9 cm)	0.375 in. (10 mm)	25923	2 psf
	16 ft. (192 in.)(4.9 m)	9.47 in. (24.1 cm)	0.375 in. (10 mm)	25924	2 psf
	16 ft. (192 in.)(4.9 m)	11.84 in. (30.1 cm)	0.375 in. (10 mm)	25925	2 psf
76 Series SmartLock Cedar Texture Lap (strand)	16 ft. (192 in.)(4.9 m)	7.84 in. (19.9 cm)	0.375 in. (10 mm)	30317	1.5 psf
120 Series Self-Aligning Cedar Texture Lap (fiber)	16 ft. (192 in.)(4.9 m)	7.92 in. (20.1 cm)	0.450 in. (11 mm)	25905	2 psf

Fiber substrate products may have specific features and functional benefits. See LPSmartSide.com for product details.

Please contact your local LP SmartSide sales representative for product availability. | Metric units are rounded. | PSF= Pounds Per Square Foot

# Specifications: LP® SmartSide® Lap Siding Coverage

LAP SIDING	REVEAL (Size)					
	AREA	3-7/8" (5")	4 7/8" (6")	5-7/8" (7")	6-7/8" (8")	8-1/2" (9-1/2")
100 sq. ft.	20 pcs.	16 pcs.	13 pcs.	11 pcs.	9 pcs.	7 pcs.
200	39 pcs.	31 pcs.	26 pcs.	22 pcs.	18 pcs.	14 pcs.
300	59 pcs.	47 pcs.	39 pcs.	33 pcs.	27 pcs.	21 pcs.
400	78 pcs.	62 pcs.	52 pcs.	44 pcs.	35 pcs.	28 pcs.
500	97 pcs.	77 pcs.	64 pcs.	55 pcs.	44 pcs.	35 pcs.
600	117 pcs.	93 pcs.	77 pcs.	66 pcs.	53 pcs.	42 pcs.
700	136 pcs.	108 pcs.	90 pcs.	77 pcs.	62 pcs.	49 pcs.
800	155 pcs.	124 pcs.	103 pcs.	88 pcs.	71 pcs.	56 pcs.
900	175 pcs.	139 pcs.	115 pcs.	99 pcs.	79 pcs.	63 pcs.
1000	194 pcs.	154 pcs.	128 pcs.	110 pcs.	88 pcs.	69 pcs.
1500	291 pcs.	231 pcs.	192 pcs.	164 pcs.	132 pcs.	104 pcs.
2000	388 pcs.	308 pcs.	256 pcs.	219 pcs.	177 pcs.	138 pcs.
2500	484 pcs.	385 pcs.	320 pcs.	273 pcs.	221 pcs.	173 pcs.
3000	581 pcs.	462 pcs.	383 pcs.	328 pcs.	265 pcs.	207 pcs.
3500	678 pcs.	539 pcs.	447 pcs.	382 pcs.	309 pcs.	242 pcs.
4000	755 pcs.	616 pcs.	511 pcs.	437 pcs.	353 pcs.	276 pcs.
4500	871 pcs.	693 pcs.	575 pcs.	491 pcs.	397 pcs.	311 pcs.
5000	968 pcs.	770 pcs.	639 pcs.	546 pcs.	441 pcs.	345 pcs.

MULTI-LAP	REVEAL (Size)		CEDAR TEXTURE SHAKES	REVEAL (Size)		PERFECTION SHINGLE	REVEAL (Size)		
	AREA	11" (12")		15" (16")	AREA		9" (12")	10" (12")	AREA
100 sq. ft.	7 pcs.	6 pcs.	100 sq. ft.	34 pcs.	30 pcs.	100 sq. ft.	55 pcs.	51 pcs.	47 pcs.
200	14 pcs.	11 pcs.	200	67 pcs.	60 pcs.	200	110 pcs.	101 pcs.	93 pcs.
300	21 pcs.	16 pcs.	300	100 pcs.	90 pcs.	300	165 pcs.	151 pcs.	139 pcs.
400	28 pcs.	21 pcs.	400	134 pcs.	120 pcs.	400	219 pcs.	201 pcs.	186 pcs.
500	35 pcs.	26 pcs.	500	167 pcs.	150 pcs.	500	274 pcs.	251 pcs.	232 pcs.
600	42 pcs.	31 pcs.	600	200 pcs.	180 pcs.	600	329 pcs.	301 pcs.	278 pcs.
700	48 pcs.	36 pcs.	700	234 pcs.	210 pcs.	700	383 pcs.	351 pcs.	324 pcs.
800	55 pcs.	41 pcs.	800	267 pcs.	240 pcs.	800	438 pcs.	402 pcs.	371 pcs.
900	62 pcs.	46 pcs.	900	300 pcs.	270 pcs.	900	493 pcs.	452 pcs.	417 pcs.
1000	69 pcs.	51 pcs.	1000	334 pcs.	300 pcs.	1000	547 pcs.	502 pcs.	463 pcs.
1500	103 pcs.	76 pcs.	1500	500 pcs.	450 pcs.	1500	821 pcs.	752 pcs.	695 pcs.
2000	137 pcs.	101 pcs.	2000	667 pcs.	600 pcs.	2000	1094 pcs.	1003 pcs.	926 pcs.
2500	171 pcs.	126 pcs.	2500	834 pcs.	750 pcs.	2500	1368 pcs.	1254 pcs.	1157 pcs.
3000	206 pcs.	151 pcs.	3000	1000 pcs.	900 pcs.	3000	1641 pcs.	1504 pcs.	1389 pcs.
3500	240 pcs.	176 pcs.	3500	1167 pcs.	1050 pcs.	3500	1915 pcs.	1755 pcs.	1620 pcs.
4000	274 pcs.	201 pcs.	4000	1334 pcs.	1200 pcs.	4000	2188 pcs.	2006 pcs.	1851 pcs.
4500	308 pcs.	226 pcs.	4500	1500 pcs.	1350 pcs.	4500	2461 pcs.	2256 pcs.	2083 pcs.
5000	342 pcs.	251 pcs.	5000	1667 pcs.	1500 pcs.	5000	2735 pcs.	2507 pcs.	2314 pcs.

# Cedar Texture Trim


## The Classic Appearance of Cedar

- Interior or exterior use, including corner boards, windows and doors
- Narrow widths save cutting time
- Pre-primed for exceptional paint adhesion
- 16' length can result in faster installation and fewer seams
- Treated engineered wood strand substrate



Cedar texture

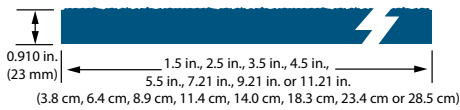
### 190 Series Cedar Texture Trim (strand)




### 440 Series Cedar Texture Trim (strand)



### 540 Series Cedar Texture Trim (strand)



### 440 Series Cedar Texture Ploughed Fascia (strand)



DESCRIPTION	LENGTH	ACTUAL WIDTH	MINIMUM THICKNESS	PID NUMBER	WEIGHT
190 Series Cedar Texture Trim (strand)	16 ft. (192 in.)(4.9 m)	2.50 in. (6.4 cm)	0.530 in. (14 mm)	28448	2 psf
	16 ft. (192 in.)(4.9 m)	3.50 in. (8.9 cm)	0.530 in. (14 mm)	28450	2 psf
	16 ft. (192 in.)(4.9 m)	5.50 in. (14.0 cm)	0.530 in. (14 mm)	28452	2 psf
440 Series Cedar Texture Trim (strand)	16 ft. (192 in.)(4.9 m)	1.50 in. (3.8 cm)	0.625 in. (16 mm)	25877	2 psf
	16 ft. (192 in.)(4.9 m)	2.50 in. (6.4 cm)	0.625 in. (16 mm)	25878	2 psf
	16 ft. (192 in.)(4.9 m)	3.50 in. (8.9 cm)	0.625 in. (16 mm)	25880	2 psf
	16 ft. (192 in.)(4.9 m)	5.50 in. (14.0 cm)	0.625 in. (16 mm)	25882	2 psf
	16 ft. (192 in.)(4.9 m)	7.21 in. (18.3 cm)	0.625 in. (16 mm)	25883	2 psf
	16 ft. (192 in.)(4.9 m)	9.21 in. (23.4 cm)	0.625 in. (16 mm)	25884	2 psf
	16 ft. (192 in.)(4.9 m)	11.21 in. (28.5 cm)	0.625 in. (16 mm)	25885	2 psf
540 Series Cedar Texture Trim (strand)	16 ft. (192 in.)(4.9 m)	1.50 in. (3.8 cm)	0.910 in.(23 mm)	25886 *	3 psf
	16 ft. (192 in.)(4.9 m)	2.50 in. (6.4 cm)	0.910 in.(23 mm)	25887 *	3 psf
	16 ft. (192 in.)(4.9 m)	3.50 in. (8.9 cm)	0.910 in.(23 mm)	25888	3 psf
	16 ft. (192 in.)(4.9 m)	4.50 in. (11.4 cm)	0.910 in.(23 mm)	25889 *	3 psf
	16 ft. (192 in.)(4.9 m)	5.50 in. (14.0 cm)	0.910 in.(23 mm)	25890	3 psf
	16 ft. (192 in.)(4.9 m)	7.21 in. (18.3 cm)	0.910 in.(23 mm)	25891	3 psf
	16 ft. (192 in.)(4.9 m)	9.21 in. (23.4 cm)	0.910 in.(23 mm)	25892	3 psf
	16 ft. (192 in.)(4.9 m)	11.21 in. (28.5 cm)	0.910 in.(23 mm)	25893	3 psf
440 Series Cedar Texture Ploughed Fascia (strand)	16 ft. (192 in.)(4.9 m)	5.50 in. (14.0 cm)	0.625 in. (16 mm)	27240 *	2 psf
	16 ft. (192 in.)(4.9 m)	7.21 in. (18.3 cm)	0.625 in. (16 mm)	27819 *	2 psf

# Cedar Texture Soffit

## The Finishing Touch

- The perfect alternative to MDO and plywood soffits
- Cut-to-width eliminates time spent ripping full sheets
- 38 Series engineered for closed soffit applications
- The 76 Series and 190 Series are ideal for use as the starter course for roofs with exposed eaves
- Treated engineered wood strand substrate


Also available in fiber substrate.

- Not rated for exposed eave applications
- Engineered for closed soffit applications
- Treated engineered wood fiber substrate




Cedar texture


**38 Series 4'x8' Cedar Texture Soffit (strand)**




**38 Series Cedar Texture Soffit - Cut-to-Width (strand)**



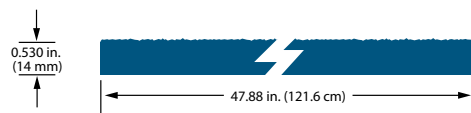
**76 Series 4'x8' Cedar Texture Soffit (strand)**




**76 Series Cedar Texture Soffit - Cut-to-Width (strand)**



**190 Series 4'x8' Cedar Texture Soffit (strand)**



**76 Series Cedar Texture Soffit (fiber)**



DESCRIPTION	LENGTH	ACTUAL WIDTH	MINIMUM THICKNESS	PID NUMBER	WEIGHT
38 Series 4'x8' Cedar Texture Soffit (strand)	8 ft. (96 in.)(2.4 m)	47.88 in. (121.6 cm)	0.315 in. (8 mm)	25813	-
76 Series 4'x8' Cedar Texture Soffit (strand)	8 ft. (96 in.)(2.4 m)	47.88 in. (121.6 cm)	0.375 in. (10 mm)	25814	-
190 Series 4'x8' Cedar Texture Soffit (strand)	8 ft. (96 in.)(2.4 m)	47.88 in. (121.6 cm)	0.530 in. (14 mm)	25816 *	-
38 Series Cedar Texture Soffit - Cut-to-Width (strand)	16 ft. (192 in.)(4.9 m)	11.94 in. (30.3 cm)	0.315 in. (8 mm)	25805	-
	16 ft. (192 in.)(4.9 m)	15.94 in. (40.5 cm)	0.315 in. (8 mm)	25806	-
	16 ft. (192 in.)(4.9 m)	23.94 in. (60.8 cm)	0.315 in. (8 mm)	25807	-
76 Series Cedar Texture Soffit - Cut-to-Width (strand)	16 ft. (192 in.)(4.9 m)	11.94 in. (30.3 cm)	0.375 in. (10 mm)	25808	-
76 Series Cedar Texture Soffit and Siding Panel (fiber)	8 ft. (96 in.)(2.4 m)	47.94 in. (121.8 cm)	0.375 in. (10 mm)	25926	2 psf
	9 ft. (108 in.)(2.7 m)	47.94 in. (121.8 cm)	0.375 in. (10 mm)	25927	2 psf
76 Series Cedar Texture Soffit - Cut-to-Width (fiber)	16 ft. (192 in.)(4.9 m)	15.94 in. (40.5 cm)	0.375 in. (10 mm)	28756	-

# Vented Soffit

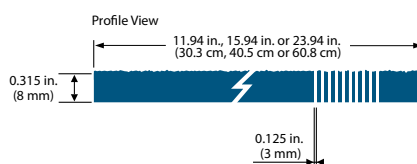
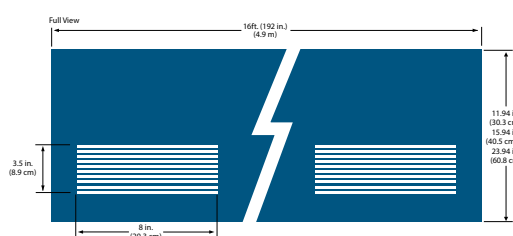
## Engineered to Cut Out Problems

- The perfect alternative to MDO, plywood or hand-installed metal vents
- Precisely cut vents offer 10 square inches of ventilation per linear foot, making it easier to meet code requirements while adding architectural beauty
- Designed to minimize paint buildup and promote continuous airflow
- 1/8" vents to help keep hornets and bees out
- Eliminates time spent ripping full sheets
- Treated engineered wood strand substrate



Cedar texture

### 38 Series Vented Cedar Texture Soffit – Cut-to-Width (strand)





DESCRIPTION	LENGTH	ACTUAL WIDTH	MINIMUM THICKNESS	PID NUMBER	WEIGHT
38 Series Vented Cedar Texture Soffit – Cut-to-Width (strand)	16 ft. (192 in.)(4.9 m)	11.94 in. (30.3 cm)	0.315 in. (8 mm)	25822	-
	16 ft. (192 in.)(4.9 m)	15.94 in. (40.5 cm)	0.315 in. (8 mm)	25823	-
	16 ft. (192 in.)(4.9 m)	23.94 in. (60.8 cm)	0.315 in. (8 mm)	25824	-

# Smooth Finish Soffit


## The Perfect Match

- Installs quickly and easily
- Pre-primed for exceptional paint adhesion
- Smooth finish
- Treated engineered wood fiber substrate



Smooth finish

### 76 Series Smooth Finish Soffit (fiber)



DESCRIPTION	LENGTH	ACTUAL WIDTH	MINIMUM THICKNESS	PID NUMBER	WEIGHT
76 Series Smooth Finish Soffit and Siding Panel (fiber)	8 ft. (96 in.)(2.4 m)	47.94 in. (121.8 cm)	0.375 in. (10 mm)	25930	2 psf
	9 ft. (108 in.)(2.7 m)	47.94 in. (121.8 cm)	0.375 in. (10 mm)	25931	2 psf
76 Series Smooth Finish Soffit and Siding Panel (fiber) with slip sheet	8 ft. (96 in.)(2.4 m)	47.94 in. (121.8 cm)	0.375 in. (10 mm)	39052	2 psf
	9 ft. (108 in.)(2.7 m)	47.94 in. (121.8 cm)	0.375 in. (10 mm)	39050	2 psf