


**FYE 2022 Capital Improvement
Program Budget Status
Preparation of FYE 2023 C.I.P.
Preparation of FYE 2024 – 2027
Capital Improvements Plan**





Capital Budget Calendar for Preparation of the FYE 2023 C.I.P.

- **November 16, 2021**
 - Update on funded projects & discussion of Council priorities
 - **February 15, 2022**
 - Mid-year Budget Review
 - Discussion on proposed new projects
 - **May 3, 2022**
 - Review of final proposed plan for FYE 2023
- 



Mid-Year Budget Review

General Fund Surplus:


- Rainy Day Fund Targeted Level \$200,000 (\$183,039)
- Vehicle Wash Facility \$750,000 (\$684,000)
- Andrew Park ADA Modifications/Improvements \$350,000
- Municipal Complex Renovation/Reconstruction Projects?

* Discussed at January 2022 Finance Committee Meeting






Capital Projects Sources

- Purpose of CIP is to support services of municipal government.
 - Projects are identified in Long Range Master Plans that are reviewed by citizens and adopted by City Council (Land Use; Transportation; Parks; Water; Wastewater; Stormwater; etc.).
 - Priorities are set (short range, long range). The short range needs go into a one-year adopted capital budget; The long range needs go into a 5-year Capital Plan with proposed schedules of implementation and available funding sources.
 - The CIP Plans & Budgets are adopted annually. Only the one-year budget appropriates funds.
 - Emergencies and high priority unanticipated project needs can be added.
 - Sources of funding include enterprise revenues, voter-approved general obligation bond proceeds; (0.7%) Capital Sales Tax; (0.5%) Norman Forward Sales Tax and Public Safety Sales Tax, UNP TIF revenues; intergovernmental grants; Room Tax; private funds; and others.
- 




What is a Capital Project?

- A project which generally costs more than \$100,000
 - Is relatively fixed or permanent in nature
 - Asset with an expected life of more than five years
 - Usually consists of the construction of a new, expanded or improved tangible asset
 - Often takes more than one fiscal year to complete
 - Contracted services for design, land acquisition and utility relocations may be required in advance of construction
- 




What is a Capital Outlay?

- Expenses for maintaining or purchasing new or replacing tangible assets which have an expected life of 1 to 5 years.
 - One time occurrence and expenses usually occur within a single fiscal year.
 - Examples include vehicles, furniture, computers and equipment.
 - Capital outlay paid by the Capital Fund are expended from the General Fund and Westwood Fund with capital sales tax funds transferred to cover the cost.
- 



All Funds Included in C.I.P. Budget


SPECIAL PURPOSE CAPITAL FUNDS

- Public Safety Sales Tax Fund
 - CDBG Fund
 - Special Grants Fund
 - Room Tax Fund
 - Public Transportation and Parking Fund
 - Capital Fund (Pay-As-You-Go, or “PAYGO”)
 - Capital Fund (General Obligation Bonds)
 - Norman Forward Sales Tax Fund
 - Park Land & Development Fund
 - University North Park Tax Increment Finance District Fund
 - Arterial Road Recoupment Fund
- 



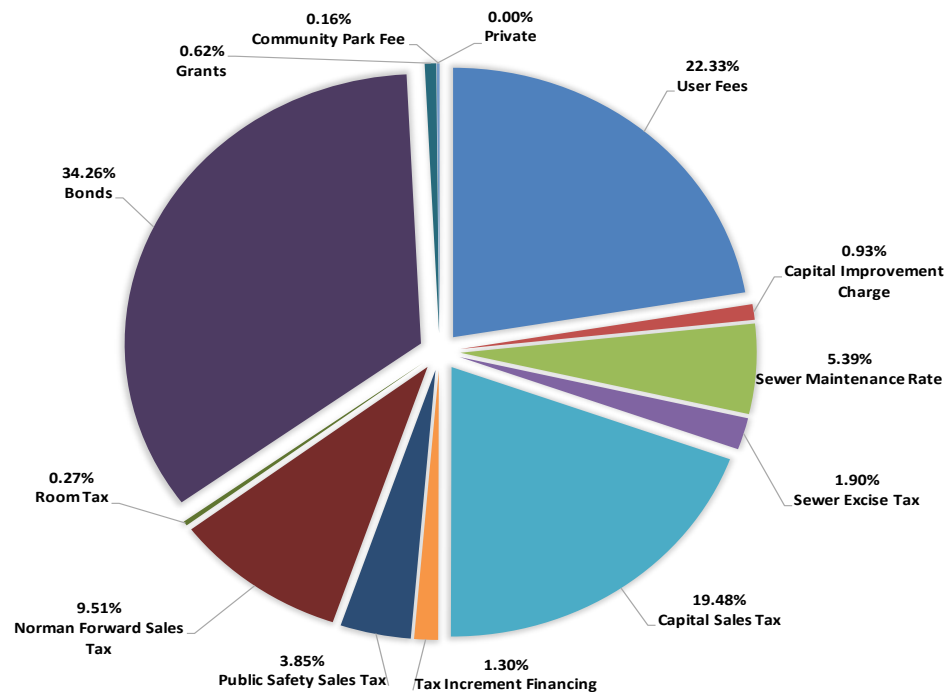
Funds Included in C.I.P. Budget (Cont.)

ENTERPRISE FUNDS

- Water Fund
 - Water Reclamation Fund
 - Sanitation Fund
 - Sewer Maintenance Fund
 - New Development Excise Tax Fund
- 

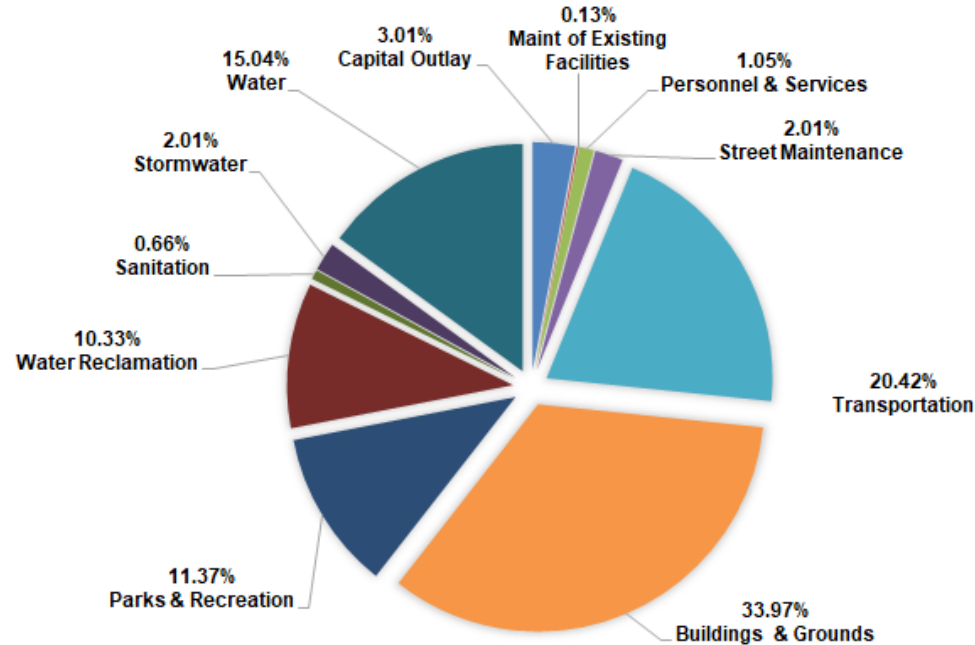
Fiscal Year 2021-2022 Sources of Revenue All Funds

\$238,617,555 as of 2/2/2022




Fiscal Year 2021-2022 Expenses by Purpose

All Funds \$238,617,555- 451 capital improvement projects

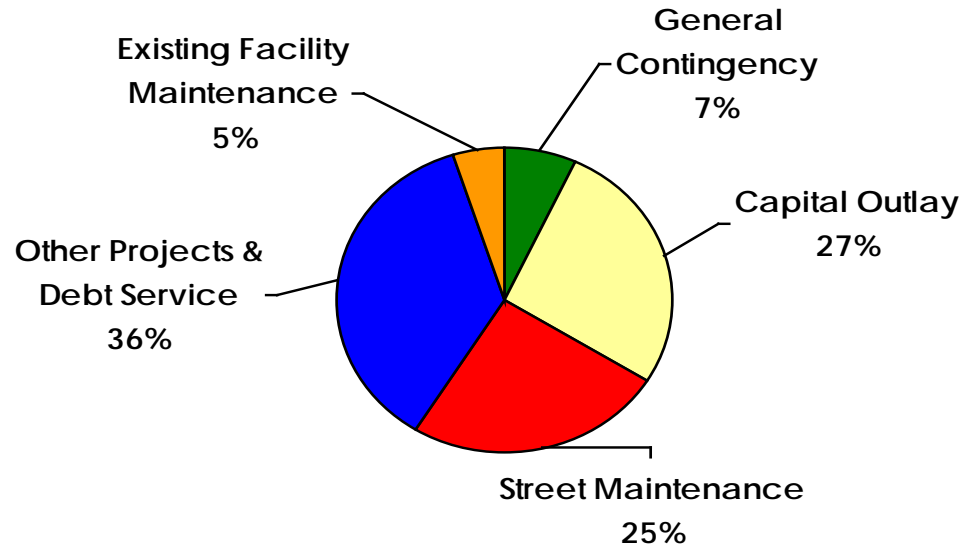




What is the Capital Improvements Fund?

- The Capital Improvements Fund was established in 1976 to account for capital projects funded by capital sales tax receipts, general obligation bond issues or specific matching funds (i.e., private & reimbursements).
 - Seventy percent (70%) of one percent (0.7%) of sales tax was set aside for capital improvements by voter referendum in September, 1976
 - These projects support services that do not have dedicated special revenues, such as enterprise funds.
 - Those projects relating to enterprise funds, funded with fees and charges, or special revenue sources are accounted for in their respective enterprise funds.
- 

Capital Sales Tax Guidelines to Allocate New Revenue



Status of Capital Fund

As of 12/10/2021

- Capital Fund PayGo
 - a. FYE22 estimated available for new projects is **\$-7,420,334.**
 - b. FYE23 projected available for new projects is **\$-5,136,980.**
 - c. FYE24 projected available for new projects is **\$-3,844,262.**
- Capital Fund Bonds
 - a. Bond reserves are unbalanced – some positive and some negative, evaluating how to balance those currently unbalanced.




Project Status Updates





Significant Projects Underway FYE 22

- Transit/Parks/Emergency Vehicle Maintenance Facility (\$8.6 million) (Substantially Complete)
 - TMDL Compliance & Monitoring Plan Implementation, Year 5 (\$300,000)
 - Lake Thunderbird TMDL Data Analysis and Plan Update for Years 1-5 (\$207,160)
 - Fire Station 9 – Finishing miscellaneous small items, Fire Administration Building Renovation – 85% complete
 - Porter Avenue and Acres Street Intersection (\$3,675,000)(Substantially Complete)
 - Engineering Design Criteria Update and Green Stormwater Infrastructure Review, Phase 2 (\$229,000)
 - Comprehensive Land Use & Transportation Plan Update
 - Imhoff Road Bridge Emergency repair project (\$1,440,695)
- 

Projects Under Construction FYE 22



- Municipal Complex Renovation (\$9,971,465)
- 36th Avenue NW (\$17,950,000) (Utility Relocation)
- I-35 and Robinson Street West Side (\$5,300,000– including ODOT match)
- Classen Boulevard Sidewalks (\$229,296) (Currently Under Design)
- Flood Avenue Sidewalks – From Gray Street to Acres Street (\$250,000) (Currently Under Design)(Bid Opening Spring, 2022)
- Porter Avenue Streetscape (\$4,134,170)(Bid Opening Summer, 2022)
- Constitution Street Multimodal Path (Bid Opening Spring, 2022)(\$1,100,000)
- James Garner Avenue, Phase 2 (\$6,640,000)(Bid Opening Spring, 2022)





2012 Transportation/Stormwater Bond Program

<u>Project</u>	<u>Bond Budget</u>	<u>Actual Cost</u>	<u>City Share</u>
Cedar Lane Road: 12th Ave. – ½ Mile East of 24th Ave. SE <ul style="list-style-type: none">Completed July 2015	\$9,846,790	\$10,048,310	\$3,516,000*
Lindsey Street: 24th Avenue SW to Berry Road <ul style="list-style-type: none">Completed July 2018	\$32,945,120	\$42,135,770	\$27,428,320
Franklin Road Bridge: ½ Mile West of 12th Avenue NW <ul style="list-style-type: none">Completed August 2017	\$4,520,830	\$4,219,680	\$1,219,680
12th Avenue SE: SH-9 to Cedar Lane Road <ul style="list-style-type: none">Completed November 2018	\$3,181,020	\$3,393,780	\$1,158,060
Main Street Bridge: ½ Mile West of 36th Avenue SW <ul style="list-style-type: none">Construction Began August 13, 2018	\$4,138,410	\$7,038,000	\$2,125,160*
24th Avenue East: Lindsey Street – Robinson Street <ul style="list-style-type: none">Began Construction Fall 2019Estimated Construction Completion Winter 2020	\$13,007,510	\$14,938,870	\$7,518,000
Alameda S.: 1/2 Mile East of 24th Ave. SE – 48th Ave. SE <ul style="list-style-type: none">Begin Construction Spring 2022	\$4,942,510	\$4,306,410	\$4,306,410*
36th Avenue NW: Tecumseh Road – Indian Hills Road <ul style="list-style-type: none">Phase 1 - Begin Construction Spring 2023Phase 2 – Begin Construction Spring 2024	\$16,920,510	TBD	TBD
Total	\$89,502,700	\$86,080,820	\$47,271,630



*City Share Remained the Same

East Alameda Street Bond Project

2012 Transportation Bond Program

Project Awarded

- Project fully funded without federal funds
- Funds to complete this project are available in;
 - 2012 Transportation Bond (\$1,085,000)
 - 2016 Street Maintenance Bond Surplus Funds (\$2,452,000)
 - 2021 Street Maintenance Bond Program (\$216,480)
- March construction start








Road

- **Widens 2 miles of roadway from 2-lane to 4-lane**
- **New traffic signals at 36th/Franklin Road and 36th/Indian Hills Road**
- **Stormwater improvements**
- **Continuous sidewalks and accessibility**
- **Improves access to Ruby Grant Park**
- **Construction pending due to delay in Federal funds (\$11.5 million)**
- **Project is shovel ready**



2019 Transportation Bond Program

Construction Year	Project Name / Location	Bond Budget	Current Estimated Costs	Federal Share	Bond Funds	Excess Funds Available
2020	Porter Avenue and Acres Street	\$3,675,000	\$3,361,210	\$0	\$3,361,210	\$313,790
2022 	Traffic Management Center	\$3,366,000	\$3,366,000	\$3,000,000	\$366,000	\$0
2022 	Porter Avenue Streetscape	\$2,471,000	\$4,134,170	\$2,772,440	\$1,361,740	\$1,109,260
2023 	Gray Street Two-Way Conversion	\$4,816,000	\$3,468,240	\$1,765,853	\$1,702,387	\$3,113,613
2024	James Garner Avenue - Acres to Duffy	\$4,853,440	TBD	TBD	TBD	TBD
2024	Jenkins Avenue (Imhoff Road to Lindsey Street)	\$9,601,000	TBD	TBD	TBD	TBD
2025	Constitution Street - Jenkins to Classen	\$2,643,260	TBD	TBD	TBD	TBD
Totals		\$31,425,700	\$14,329,620	\$7,538,293	\$6,791,337	\$4,536,663

 - Indicates that the Federal funding is secured

Excess funds will be utilized to fund future 2019 Transportation Bond Program projects

Porter Avenue and Acres Street Intersection

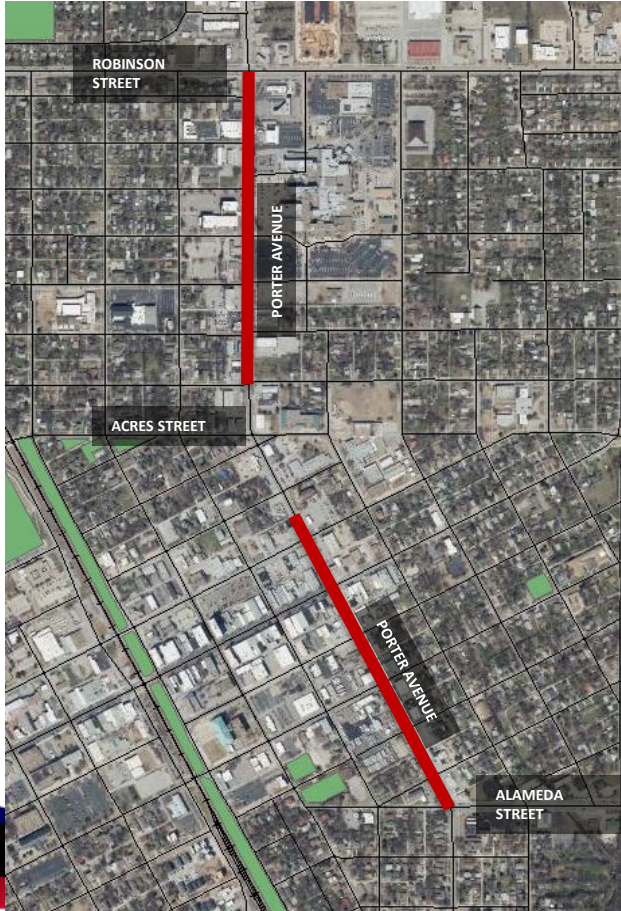
2019 Transportation Bond Program



- **Funded by 2019 G.O. Bonds**
- **Add Turn Lanes**
- **Pedestrian/Sidewalk Improvements**
- **Streetscape Improvements**
- **Safety and Sight Distance Improvements**
- **New Traffic Signal at Intersection**
- **Begin Construction November 2020**
- **Completed January 2022**
- **Total Estimated Cost = \$3,361,210**

Porter Avenue Streetscape

2019 Transportation Bond Program



- **Funded by 2019 GO Bonds & Federal Grant**
- **Decorative Lighting, Pedestrian and ADA Improvements**
- **Decorative Concrete Sidewalks**
- **New Bus Stop**
- **Placemaking Gateways and Landscaping**
- **Begin Construction Fall 2022**
- **Complete Construction Fall 2023**
- **Total Estimated Cost = \$4,134,170**

James Garner Avenue: Phase 2 – Acres Street to Flood Avenue

Norman Forward Project



- **Funding: Norman Forward & Federal Grant**
- **Decorative Lighting**
- **New Bridge over Robinson Street**
- **Extension of Legacy Trail**
- **Landscaped Median**
- **Limited Access Express Route to Downtown**
- **Begin Construction Summer 2022**
- **Complete Construction Summer 2023**
- **Total Estimated Cost = \$6,639,760**
- **Federal Funds: \$4,825,733**

James Garner Avenue Project

Bridge Aesthetics/Public Art

Bridge Aesthetics:	\$215,500
<u>Roundabout Public Art:</u>	<u>\$200,000</u>
Total	\$415,500




I-35 and Robinson Street West Side UNP TIF Project

UNP TIF: \$2,113,151
Federal: \$4,012,056
Total: \$6,125,207



- Start Construction April 2021
- Construction complete March 2022



FYE 2021-2026 Street Maintenance Bond Program

5-year \$27 Million

(April 6, 2021 Voter Approved)

Street Maintenance [Year 1] FYE 2022

- Urban Asphalt pavement [Complete]
- Urban Concrete Pavement [Under Construction]
- Rural Road Rehabilitation [Under Construction]
- Urban Road Reconstruction [Under Construction]
- Preventative Maintenance [Under design]

Street Maintenance [Year 2] FYE 2023

- Urban Asphalt pavement
- Urban Concrete Pavement
- Rural Road Rehabilitation
- Urban Road Reconstruction
- Preventative Maintenance


Street Maintenance [Year 3] FYE 2024

- Urban Asphalt pavement
- Urban Concrete Pavement
- Rural Road Rehabilitation
- Urban Road Reconstruction
- Preventative Maintenance

Street Maintenance [Year 4] FYE 2025

- Urban Asphalt pavement
- Urban Concrete Pavement
- Rural Road Rehabilitation
- Urban Road Reconstruction
- Preventative Maintenance

Street Maintenance [Year 5] FYE 2026

- Urban Asphalt pavement
 - Urban Concrete Pavement
 - Rural Road Rehabilitation
 - Urban Road Reconstruction
 - Preventative Maintenance
- 

Bridge Maintenance Program

Historical allocation of funds

- FYE 2019 - \$100,000
- FYE 2020 - \$100,000
- FYE 2021 - \$500,000
- FYE 2022 - \$500,000

20% of budgeted funds for design

80% of budgeted funds for construction

Bridge Maintenance FYE 2021 - Completed

- 156th Avenue NE Local #032
- West Rock Creek Road Local #023
- West Brooks Street Local #006
- East Boyd Street Local #012
- 72nd Avenue SE Local #042
- Concord Drive Local #002

Bridge Maintenance FYE 2022 - Completed

- 48th Avenue SE Local #040A
- Cedar Lane Road Local #046A

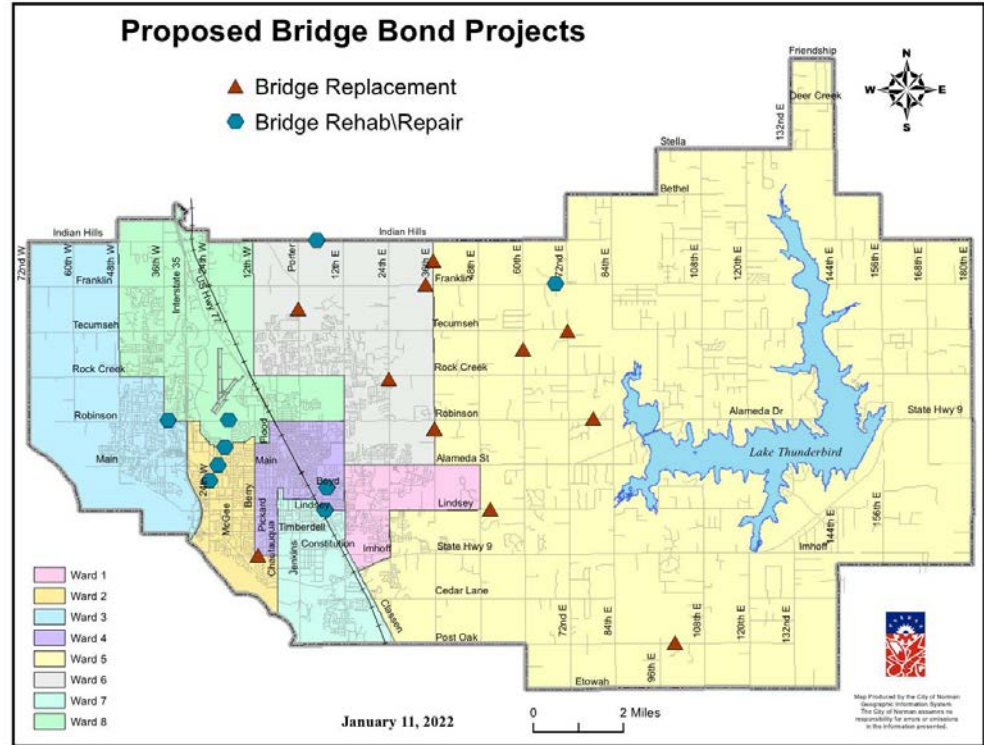
Imhoff Road Bridge emergency repair originally identified for maintenance in the FY '22 Bridge Maintenance Program
Scheduled completion of March 2022 (\$1,440,695)



Proposed Bridge Maintenance Bond Program

- 77 Bridges in Norman
- 10 Bridges are At Risk of becoming Structurally Deficient
- 5 Bridges are Structurally Deficient
- 12 Bridges are Functionally Obsolete
- 6 Bridges have load postings <23 tons
- Total Program Cost Estimate \$40-\$50 Million
- 10 Year Construction Program
- 20 Locations currently identified for program
 - 11 locations are major rehab or repair
 - 9 locations are bridge replacements
- **Council Direction?**
 - GO Bond Referendum? Date? Amount?

*City staff currently working to establish detailed project scope and cost estimates



City Fleet Fueling Facility

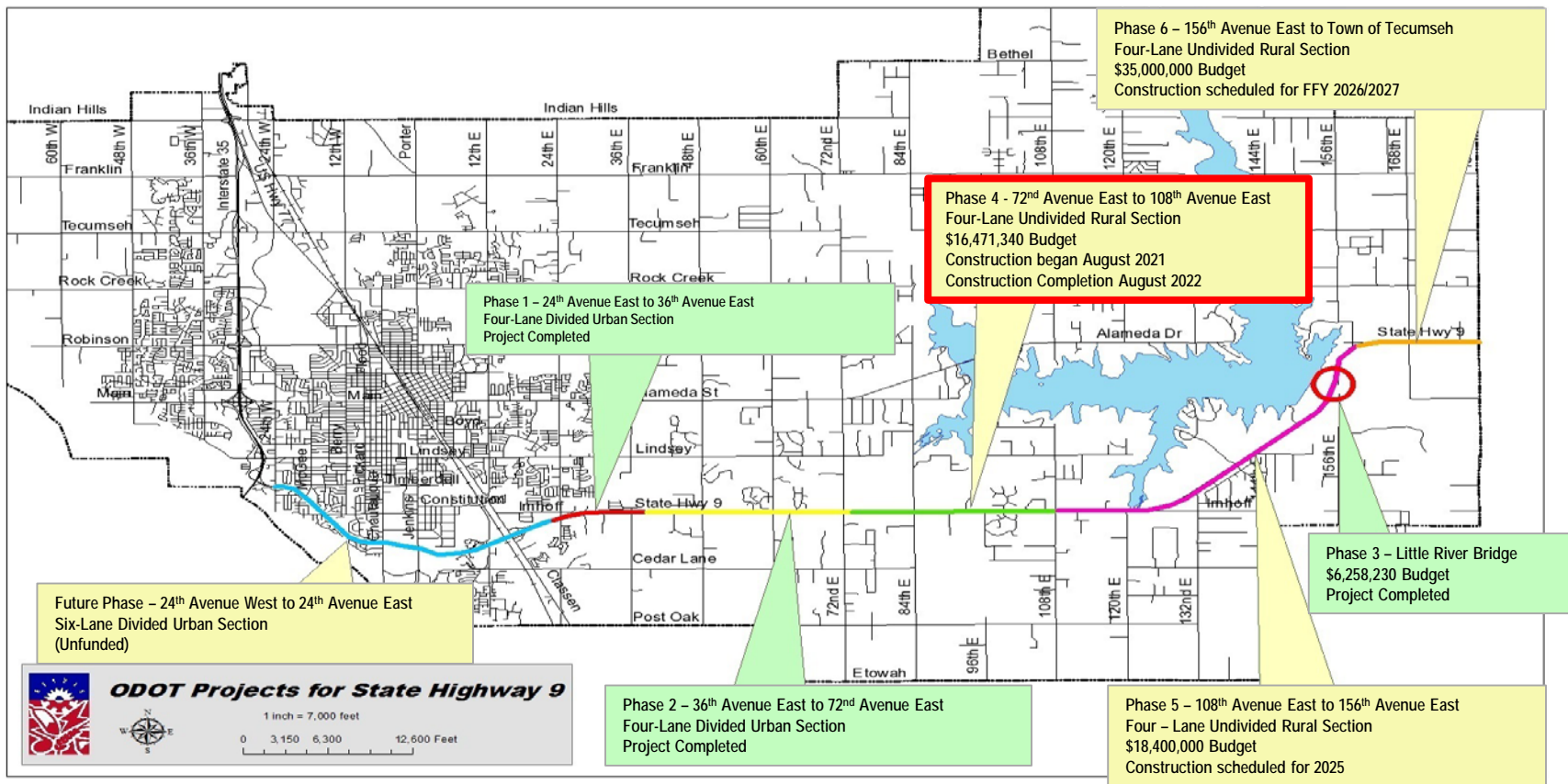
Background

- Constructed and registered with the Oklahoma Corporation Commission in 1998
- Fiberglass Reinforced underground storage tanks life expectancy and warranty is 30 years, or 2028
- Fuel storage 10,000 gallons of Diesel and 10,000 gallons of Unleaded
- Dispenses approximately 500,000 gallons of fuel annually to over 793 city vehicles/equipment

Challenges

- Fuel line encasements have failed allowing ground water to lay on top of pumps
- Critical repairs needed in the next 3 years are estimated at \$350,000 to \$500,000
- Alternative fuels such as ethanol and biodiesel not available due to lack of tanks
- Limited tank/storage capacity for a growing fleet
- No option for bulk Diesel Exhaust Fluid (DEF)
- Fuel islands are deteriorating
- Replacement cost (\$1,650,000)

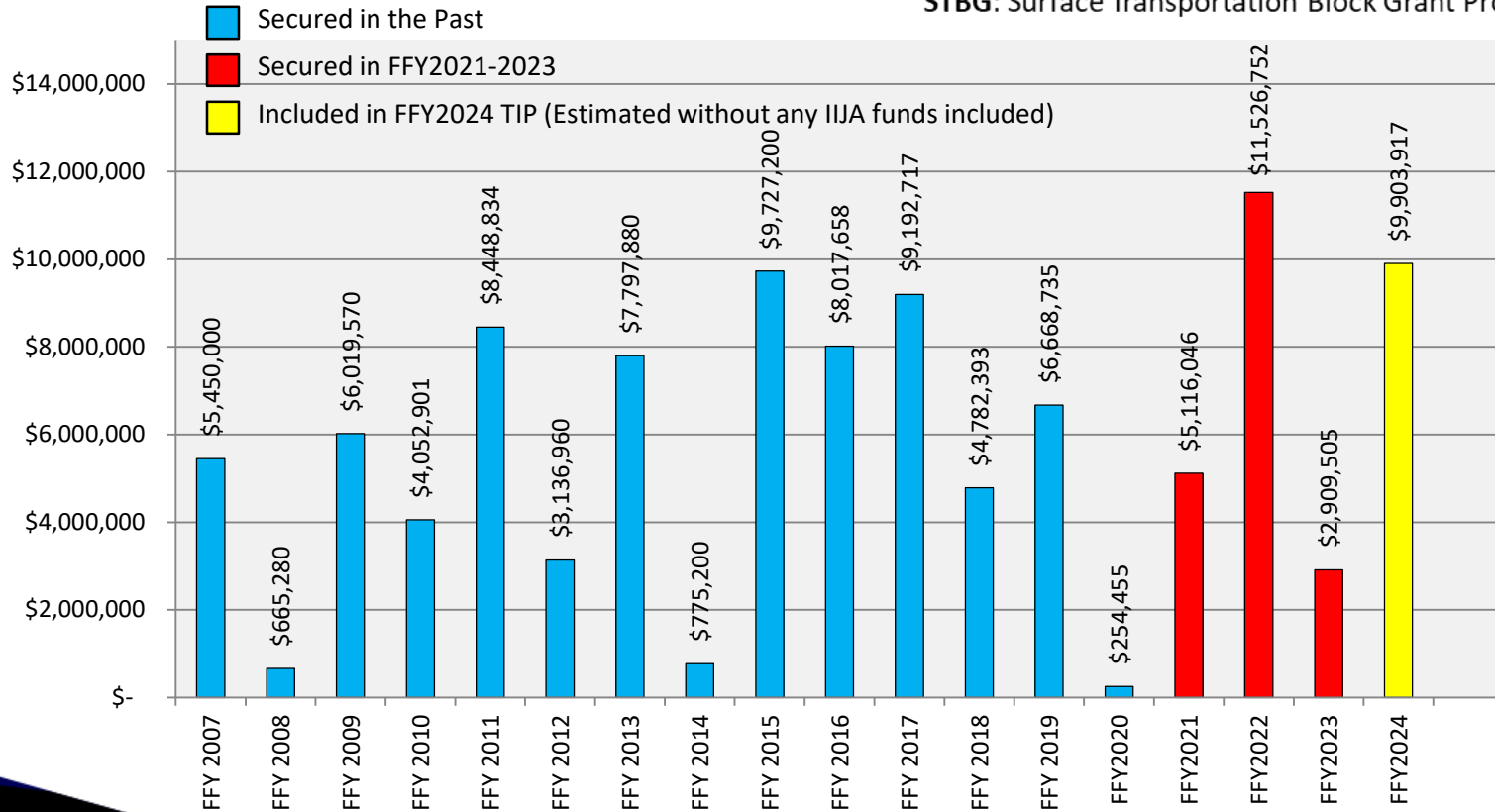




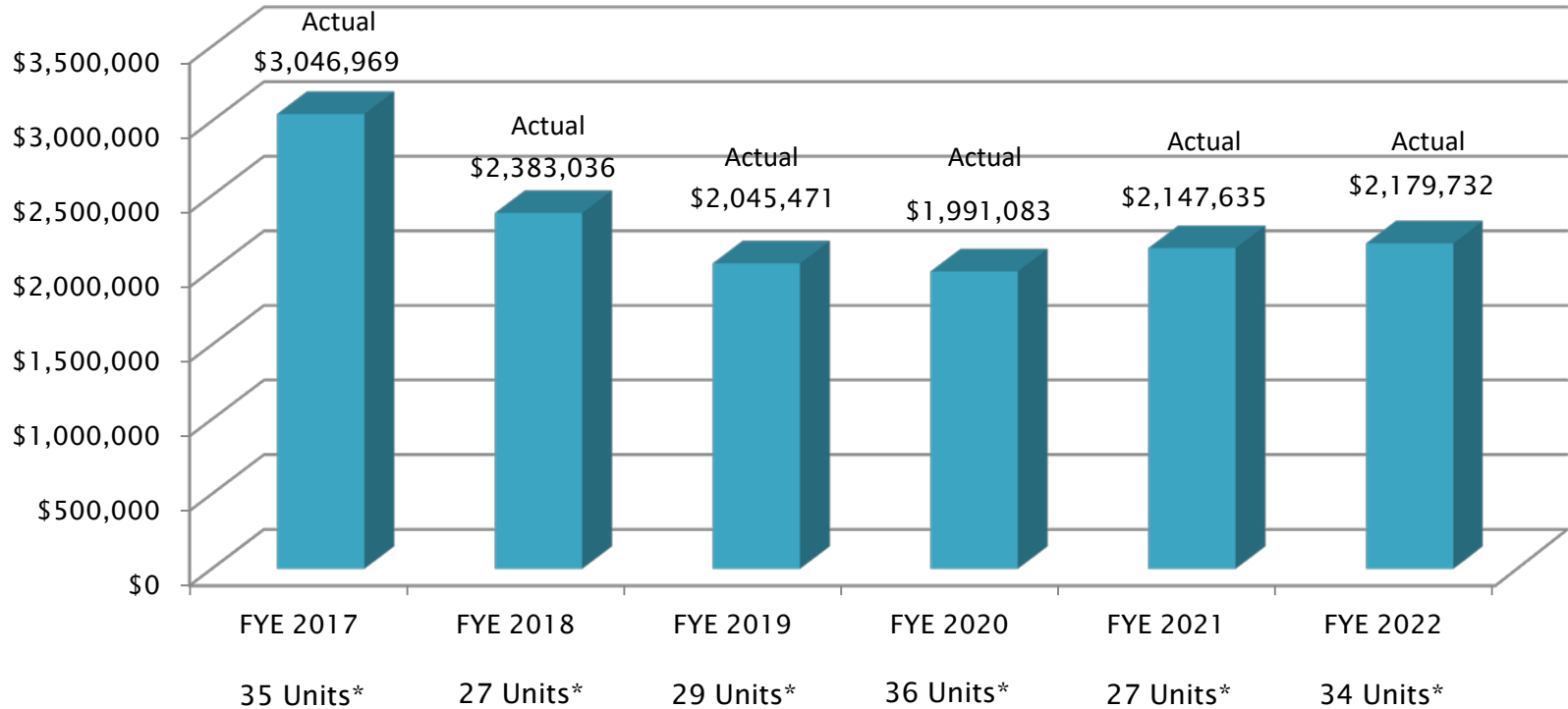
Norman's STP/STBG Federal Transportation Funds History

STP: Surface Transportation Program

STBG: Surface Transportation Block Grant Program



City Vehicle Replacement Program




*Units are not directly comparable as some vehicles/pieces of equipment are more expensive than others



Capital Projects Fund

Proposed Recurring Sidewalk Projects in FYE 23

• Sidewalk program for Schools and Arterials	\$ 80,000
– Stubbeman Avenue Phase 2 from Timberwolf Trail to Rock Creek Road	
• Sidewalk Accessibility Project	\$ 30,000
– Cherry Creek Drive and Western View Drive	
• Citywide Sidewalk Project	\$ 100,000
– Citywide 50/50 repair	
• Downtown Area Sidewalk Project	\$ 50,000
– Webster Street from Tonhawa Street to Gray Street and Comanche Street from Miller Avenue to Porter Avenue	
• Sidewalks and Trails	\$120,000
– Alameda Street from Classen Boulevard to 12 th Avenue NW	
• Horizontal Saw Cut Program	<u>\$ 40,000</u>
– Tecumseh Road and Rock Creek Road from 36 th Avenue NW to 48 th Avenue NW and collector streets between them	
	TOTAL \$420,000





Capital Improvement Projects Fund

Proposed Recurring Projects in FYE 2023

▪ Capital Outlay	\$3,844,797
▪ Street Maintenance	\$2,305,377
▪ Maintenance of Existing Facilities	\$ 285,300
▪ Stormwater Drainage Maintenance	\$1,250,000
▪ Personnel	\$1,484,543
▪ ODOT Audit Adjustments	\$ 100,000
▪ ADA Sidewalk Compliance & Repair	\$ 386,000
▪ Bridge Maintenance	\$ 750,000
▪ Driveway Repairs	\$ 10,000
▪ Street Striping	\$ 100,000
▪ Traffic Calming	\$ 50,000
▪ Community/Neighborhood Improvements	\$ 100,000
▪ Building Maint. Mech./Electrical	<u>\$ 50,000</u>
TOTAL \$10,716,017	






Capital Improvements Fund

Significant Projects in FYE 23


- 36th Ave. NW: Tecumseh to Indian Hills Road Widening Utility Relocation (\$1,000,000)
 - Porter Avenue Streetscape (\$4,134,170)
 - James Garner Phase II (\$6,639,763)
 - Traffic Management Center (\$2,400,000)
 - Transit Transfer Center Site Purchase and Remodeling (\$1,200,000)
 - City Vehicle Wash Facility (\$1,800,000*)
 - CC 2/8/2022 #16 R-2122-89

**\$684,000 General Fund; \$540,000 NUA; \$576,000 FTA ARPA*
- 



Public Safety Sales Tax Fund

Projects Underway Fiscal Year 2021-2022


- ECOC – Funded from PSST and ARPA
 - Total (\$16.5 million)
 - \$9,500,000 ARPA; \$7,000,000 PSST
 - Fully Hardened and to Needed Size
 - 19,900 sq ft.
 - Project Management, CMAR, A&E All Contracted
 - Design Work on Full Scale Well Underway
 - Breaking Ground in 2022
 - Fire Apparatus Replacement – (Fire Engine \$800,000) year 7
- 



Public Safety Sales Tax Fund

Fire Apparatus Replacement Schedule


	<u>Budget</u>	<u>Actual</u>
• FYE 2016 - Elevated Platform	\$1,106,700	\$1,105,943
• FYE 2017 - Fire Engine	\$540,000	\$523,853
• FYE 2018 - Fire Engine	\$625,000	\$622,079
• FYE 2019 - Pumper/Tanker	\$725,000	\$724,974
• FYE 2020 - Pumper/Tanker	\$750,000	\$735,474
• FYE 2021 – Air and Light Unit, Pub Ed	\$800,000	\$471,500
• FYE 2022 – Fire Engine	\$760,000	TBD
• FYE 2023 – Fire Engine/staff vehicle	\$800,000	TBD
• FYE 2024 – Ladder	\$1,800,000	TBD
• FYE 2025 Fire Engine/staff vehicle	\$850,000	TBD





NORMAN FORWARD Fund

Completed in FYE 2022

- Ruby Grant Community Park (Football Practice Fields, Trails & Restroom)
 - Griffin Park – Phase III & IV
 - Rotary Park Neighborhood Park Improvements
- 

Griffin Park (Phase III)




Ruby Grant – Football Fields





NORMAN FORWARD Sales Tax Fund Projects Underway in FYE 2022

- Griffin Park (Phase V)
 - Construction completion 10/23
 - Young Family Athletic Center
 - Est. Total Cost \$41 MM
 - \$22.5 MM NORMAN FORWARD Sales Tax
 - \$4 MM from Young Family
 - \$2.7 MM UNP TIF Fund
 - \$6.7 MM NRHS
 - \$3.8 MM Hotel/Motel Tax Bond
 - \$1.2 MM Transfer from NF Trails Project
 - Construction Oct. 2021 - Oct. 2023
 - NMotion -“Sports and Human Performance Center” funded by Norman Regional Health System
 - Reaves Park Baseball/Softball Complex
 - Construction Completion 12/23
 - New neighborhood park development (Summit Valley Park)
 - Neighborhood Park Improvements (Vineyard; Cherry Creek; Earl Sneed)
 - James Garner Avenue - Flood to Acres
 - Senior Wellness Center (SE Corner NRHS Porter Campus)
 - \$12,400,000 total project cost
 - Construction March 2022 - April 2023
- 

Senior Wellness Center



Young Family Athletic Center



Reaves Park




Griffin Park





NORMAN FORWARD Sales Tax Fund

Future Projects

- New neighborhood parks (\$1,700,000)
 - Lease Payments for Griffin Park (\$80,000/year; \$2,400,000 total)
 - Canadian River Park (\$2,000,000)
 - New Trail Development throughout town (\$4,385,000)
 - Saxon Park development (\$2,000,000)
 - Neighborhood Park Improvements (\$5,450,000)
 - Traffic Improvements (\$2,700,000)
 - Griffin Park (\$800,000)
 - YFAC (\$300,000)
 - Reaves Park
- 



Room Tax Fund – Parks Project Portion

Upcoming Significant Projects in FYE 22

- Historic Museum parking (\$55,000)
- Retired Debt on 2002 NMA Golf Course Bonds on June 1, 2022
- \$3,800,000 bond issuance for the Young Family Athletic Center
 - CC 8/24/2021 #22 R-2122-33



Upcoming Challenges

FYE 23

- I-35 Corridor Study (Norman/Moore/ODOT)
- Public Transportation
 - Regional Transportation Authority (RTA)
 - Replacement Buses
 - Go Norman Transit Plan Recommendations*
- *Staff are researching and applying for grant funding on a continual basis.*
- Fleet Replacement
- Fleet Fueling Facility
- New Traffic Signals on State Highways & City Arterials
- 718 North Porter A&E/Rehab
- Police Training Facility Updates/Maintenance
- PD Exterior Security Updates
- City Hall Municipal Complex
 - Unfunded Building B (PD) Remodel (After Municipal Court Vacates)
 - Unfunded Building C Remodel
 - Unfunded Parking Expansion
- Police HDU Robot (FYE 23)
- Aging Animal Welfare Incinerators
- Fire Station #10
- Bridge Replacements
- Stormwater Infrastructure Maintenance
- Comprehensive Land Use & Transportation Plan Update
- Rising Construction Costs for YFAC & Sr. Wellness

Next Steps



- April 19, 2022
 - Overview of Proposed FYE 2023 Budget for General and Special Revenue Funds
- April 26, 2022
 - 1st Public Hearing on the FYE 2023 Proposed Budget
- May 3, 2022
 - Review of Final Proposed Capital Budget for FYE 2023 and Capital Improvements Plan for FYE 2024-2027
- May 17, 2022
 - Overview of Proposed FYE 2023 Budget for Enterprise Funds
- May 24, 2022
 - 2nd Public Hearing on the FYE 2023 Proposed Budget
- June 14, 2022
 - FYE 2023 Proposed Budget is considered for adoption



QUESTIONS COMMENTS PROJECT REQUESTS

Anthony.Francisco@NormanOK.gov

Kimberly.Coffman@NormanOK.gov

Jacob.Huckabaa@NormanOK.gov

More Info at:

www.NormanOK.gov

