

# 2023 Point-in-Time Count

---

CLEVELAND COUNTY CONTINUUM OF CARE

Amanda Sherf, CoC Chair; Programs Director, Transition House, Inc.  
Heidi Smith, Thunderbird Clubhouse, Inc.; Collaborative Applicant OK504 CoC  
Lisa Krieg, CDBG Grants Manager; City of Norman







# Background and Implementation

## 2023 Point-in-Time Count Findings



# What is the PIT Count?

- The Point-in-Time Count or “PIT Count” creates a snapshot of the scope and scale of homelessness in Cleveland County at a single point in time.
- Required of every community that receives federal homelessness assistance funds from the U.S. Department of Housing and Urban Development (HUD).
- The Continuum of Care (CoC) is charged with coordinating and conducting the count.
- PIT Data is used locally to plan program, allocate funding, track progress towards goals outlined in The Homebase Strategic Plan, and better meet the needs of our homeless neighbors.
- HUD provides a few guidelines for conducting a PIT Count, but every community develops its own methodology for implementation.



**Creates a snapshot of  
Homelessness in Cleveland  
County**

**Secures Funding**

**Aids Local  
Planning Efforts**

**Helps Us  
Track Progress**

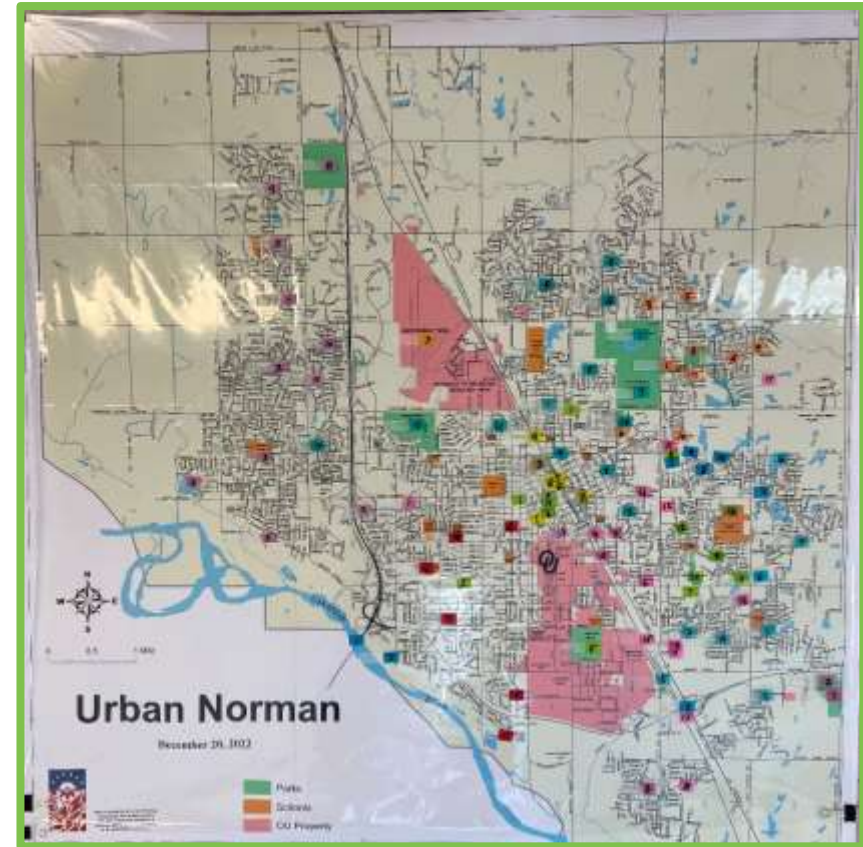
**Makes Us More  
Efficient in Meeting  
Goals**



# Planning

---

- Began in October 2022
  - Identification and documentation of all known locations
- Coordinated With Oklahoma City
- Evaluation of Past PIT Process
- Volunteer Recruitment
- Volunteer Waivers and Training on using app
- Volunteer Safety Concerns
- Revised ArcGIS Survey123 for unsheltered count



Norman/Cleveland County  
CONTINUUM OF CARE



# Definition of Homeless

---

The *HUD Definition* of unsheltered homelessness for the PIT:

- Unsheltered:  
Individuals and families sleeping in a place not designed for or ordinarily used as a regular sleeping accommodation (e.g., abandoned buildings, train stations, or camping grounds).

The count does not include those who have no permanent residence and are staying with friends or family commonly known as doubling up or couch surfing or residing in a hotel/motel/fixed camp site, at their own expense, but have no fixed residence. The unsheltered count is limited to those that are found by the teams on the day of the count and who agree to participate.





# Methodology

---

The PIT is separated into two sections:

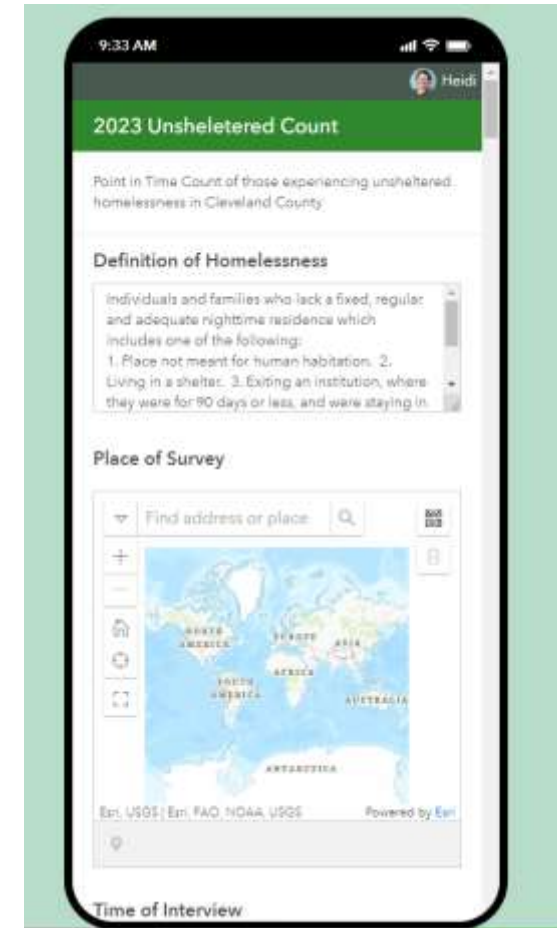
- Unsheltered, commonly referred to as street homeless
  - Counted by volunteers on January 26th
- Sheltered, those who are utilizing:
  - Emergency Shelter (ES),
  - Transitional Housing (TH), or
  - Safe Haven (SH) resources. Our community does not have SH facilities.
  - Tracked from HMIS and Agency Data
- The PIT Sheltered Data must correspond and balance with the Housing Inventory Chart (HIC) data prior to submittal to HUD





# Unsheltered Count

- January 24, 2023
- Volunteer Training
- January 26, 2023
- Actual Count
- 47 Volunteers utilized in three shifts
- 98 Sites canvassed
- 34 surveys completed
- Analyzed HMIS Data for Sheltered Count







Norman/Cleveland County  
CONTINUUM OF CARE

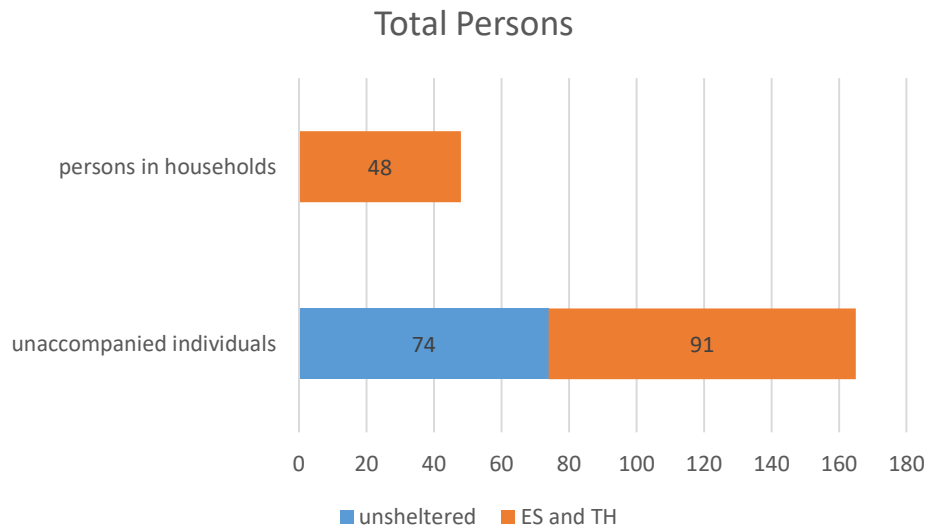
# Population Totals

## 2023 Point-in-Time Count Findings



# 2023 PIT Findings

- On January 26, 2023, 213 people were experiencing homelessness in Cleveland County



## UNSHELTERED

- 74 Unaccompanied Adults

## EMERGENCY SHELTER

- 125 PERSONS:
  - 80 Unaccompanied Adults
  - 20 Adults in Families
  - 25 Children in Families

## TRANSITIONAL HOUSING

- 14 PERSONS
  - 11 Unaccompanied Adults
  - 1 Adult in Family
  - 2 Children in Families



Norman/Cleveland County  
CONTINUUM OF CARE

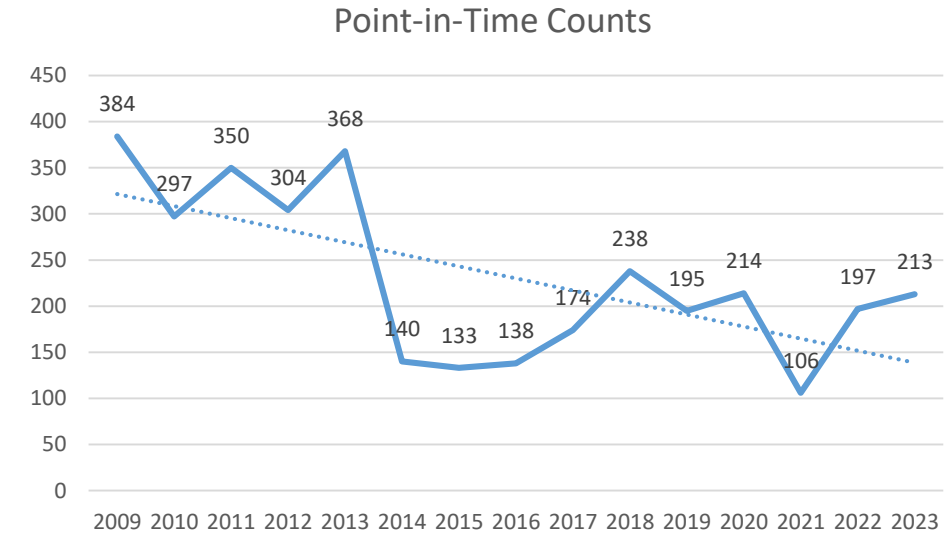


# 2023 PIT Findings: Totals by Year

Date of Count	Sheltered ES Persons	Sheltered TH Persons	Unsheltered Persons	Total Persons	
1/26/2023	125	14	74	213	
1/27/2022	108	12	77	197	
1/28/2021	49	57	0	106	
1/23/2020	69	51	94	214	*
1/24/2019	75	57	63	195	*
1/25/2018	76	61	101	238	*
1/26/2017	79	19	76	174	
1/28/2016	72	20	46	138	
1/29/2015	89	28	16	133	
1/30/2014	91	27	22	140	
1/24/2013	60	153	155	368	**
1/26/2012	37	123	144	304	**
1/27/2011	44	118	188	350	**
1/27/2010	115	136	46	297	**
1/29/2009	132	157	99	384	**

\* Numbers varied from HUD submission, HUD numbers included BNL

\*\* Numbers varied from HUD submission, HUD numbers included McKinney Vento from public schools

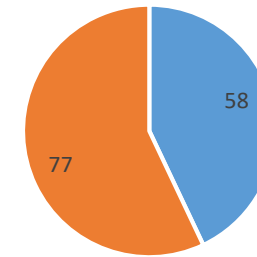




# 2023 PIT Findings: Demographics

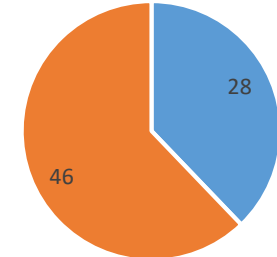
	Sheltered		Unsheltered	Total
	ES	TH		
# of Persons	125	14	74	213
# of Children	25	2	0	27
# of Adults	100	12	74	186
Female	55	3	28	86
Male	68	9	46	123
Trans/NB	2	2	0	4
Indigenous	2	2	6	10
Asian	1	0	0	1
African American	38	1	7	46
White	84	11	58	153
Multiple Races	0	0	3	3
Chronic	15		15	30

Sheltered



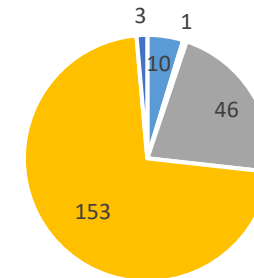
■ Female ■ Male

Unsheltered



■ Female ■ Male

Race



■ Indigenous ■ Asian ■ African American ■ White ■ Multiple Races



Norman/Cleveland County  
CONTINUUM OF CARE



2023 EMERGENCY SHELTER (ES) BEDS		2023 TRANSITIONAL HOUSING (TH) BEDS		2023 PERMANENT SUPPORTIVE HOUSING (PSH) BEDS		2023 RAPID REHOUSING (RRH) BEDS	
Bridges	1	Food and Shelter; McKown Village	3	Bridges	25	COCMHC	4
Salvation Army	21	Transition House	11	Catholic Charities	11	Food and Shelter ESG CV	13
Food and Shelter; A Friends House	40			Food and Shelter	10	Thunderbird Clubhouse ESG CV	5
Food and Shelter; McKown Village	46			HOPE Community Services	17		
Food and Shelter - Moore CDBG Hotels	10			Thunderbird Clubhouse	16		
Thunderbird Clubhouse	1						
Women's Resource Center	6						
<b>TOTAL BEDS (SHELTERED-HOMELESS)</b>	<b>125</b>	<b>TOTAL BEDS (SHELTERED-HOMELESS)</b>	<b>14</b>	<b>TOTAL BEDS (HOUSED)</b>	<b>79</b>	<b>TOTAL BEDS (HOUSED)</b>	<b>22</b>

## 2023 Housing Inventory Chart Findings

DATE OF COUNT	ES BEDS	TH BEDS	RRH BEDS	PSH BEDS	TOTAL BEDS
1/26/2023	125	14	22	79	<b>240</b>
1/27/2022	108	12	73	93	<b>286</b>
1/28/2021	49	57	46	98	<b>250</b>
1/23/2020	69	51	22	90	<b>232</b>
1/24/2019	75	57	0	77	<b>209</b>

## Totals by Year



# Other Survey Questions

The data collected is required for all federally funded service areas to collect during the Point-in-Time count. To get a better idea of factors contributing to living situations, additional questions were added to the street survey. Thirty-four persons who are currently unsheltered agreed to complete the survey.

<b>Q6. Where did you live prior to this instance of homelessness?</b>	<b>#</b>	<b>%</b>
Moore	2	5.88%
Cleveland County	1	2.94%
Norman	18	52.94%
In Oklahoma, not Cleveland County	5	14.71%
Outside Oklahoma	8	23.53%
# of Responses	34	
<b>Q10. What is the most important cause of your experience of homelessness?</b>		
Death of a loved one	1	
Physical Health Issues	1	
Stranded Traveler	1	
Mental Health Issues	2	
Substance Abuse Issues	2	
Incarceration	3	
Personal relationships	3	
Other	5	
Unemployed	15	

