



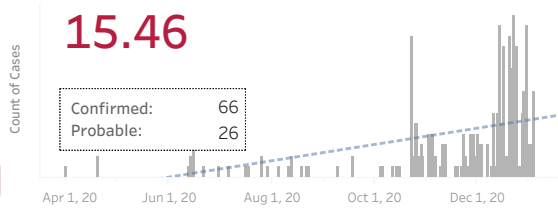
Date Range Analyzed:
12/20/2020 - 01/02/2021

Adams

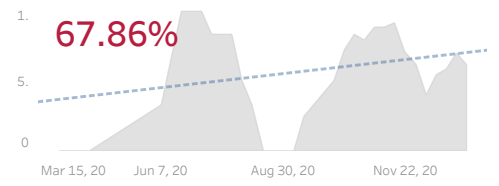
Graphs represent data from all time, while color-dependent values represent current two-week data. Hover over each graph for health alert level benchmarks and more information.

Level: **Red**

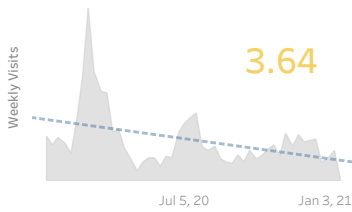
Daily Incidence Rate per 10,000 population



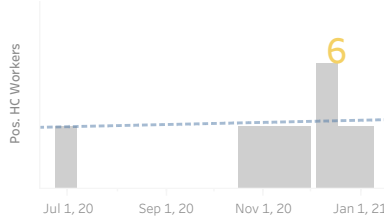
Percent of Cases who Have Identified a Potential Exposure Source



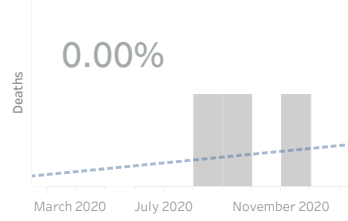
Average Daily Emergency Department Visits for COVID-Like Illness (District-Wide)



Healthcare Workers Diagnosed with COVID-19



Case Fatality Rate & Deaths from COVID-19



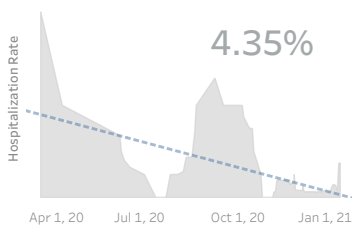
89.41%

of cases reported during the date range have been interviewed.

0

Congregate care facilities are reporting cases of COVID-19

Hospitalization Rate for COVID-19 Patients



County Specific Positivity Rate
12/20/20-12/26/20

13.04%

Epidemiologist's Input

Cases in Adams County can be traced to holiday gatherings, workplace exposure, and households.

Educator's Input

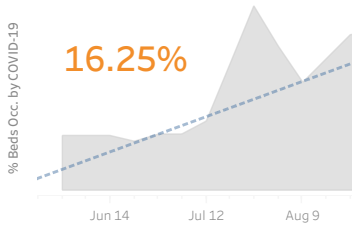
Schools were not in session during this date range. Some sporadic cases are being monitored in preparation for in person learning.

Access to Testing: New antigen (rapid) tests are available and can provide results within 15 minutes. Because these tests are less sensitive, an individual may be required to confirm results with a PCR test to be moved from a probable to a confirmed case.

Healthcare Industry Input

No concerns reported.

Percent of Inpatient Beds Occupied by COVID-19 Patients (District-Wide)



Testing Facilities Weekend?

1 No

Asymptomatic? Rapid?

No Yes

Elected Official's Input

No concerns reported.