



Quarterly Capital Update
FY 2023, Q2

Overview

- Current Program Status through Q2
- Performance & Accomplishments
- Feature Projects

Overall CIP Budget FY 23 – FY 27



\$808M

Total 5 Year Budget*

*Not Including Overhead or Internal Labor



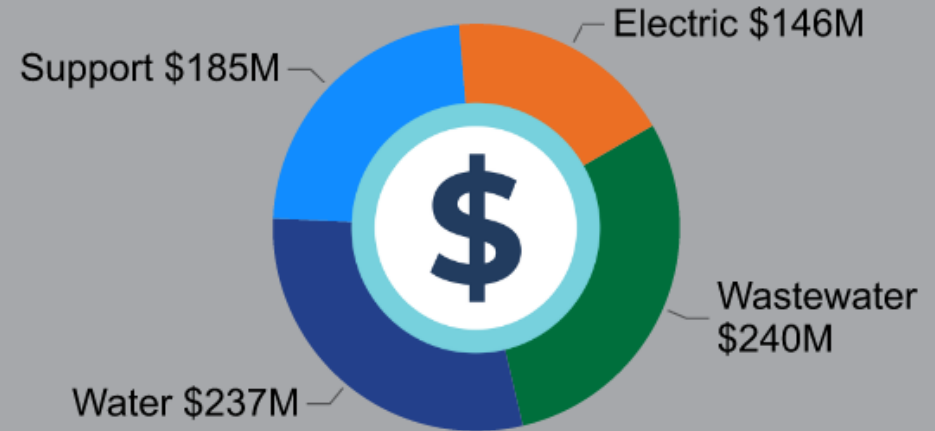
161

Total Projects

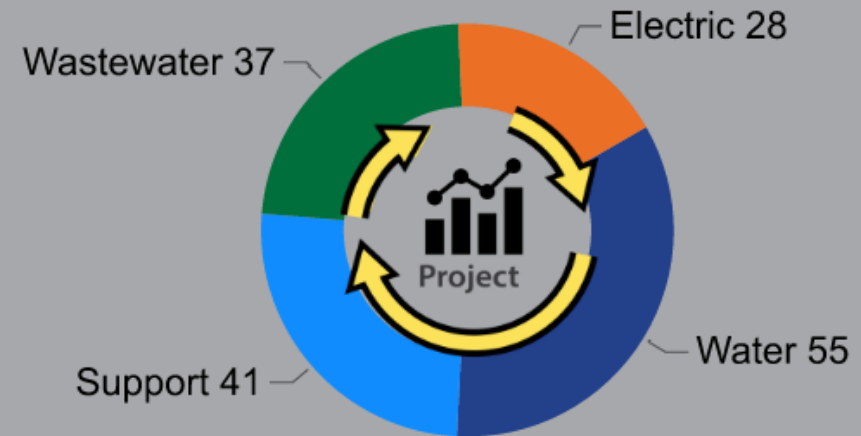


88

Projects in FY23

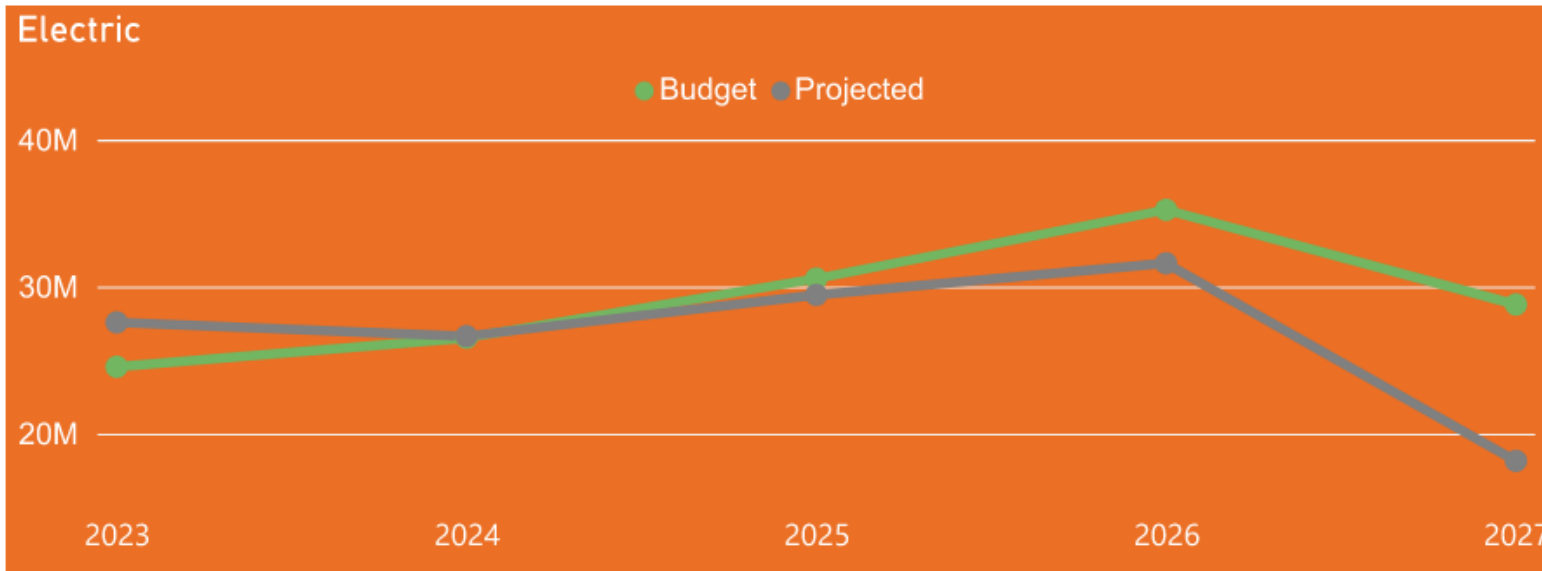
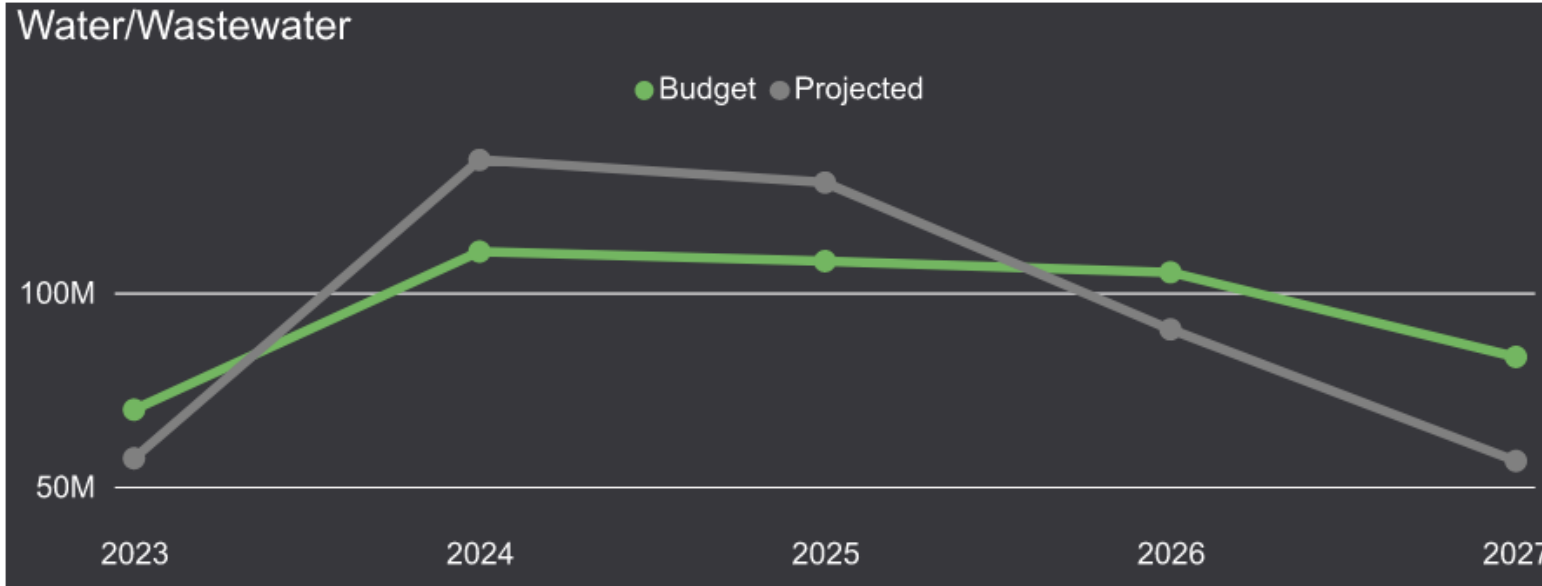


Budget



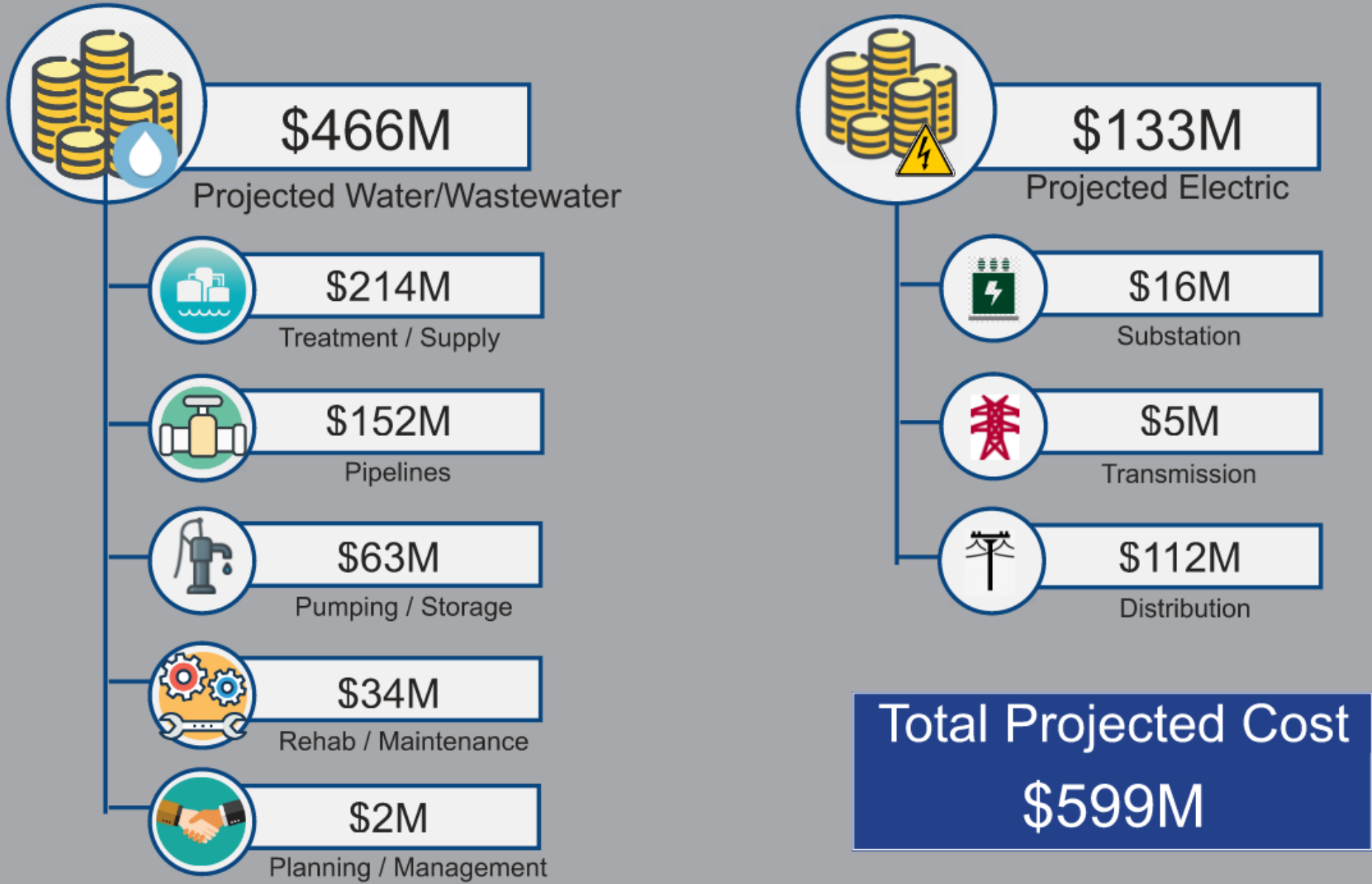
Count

Projected Vs. Budgeted Capital Spending



FY23 to FY27	
Water/Wastewater	
Budgeted	\$477.1M
Projected	\$466.0M
Electric	
Budgeted	\$145.6M
Projected	\$133.4M
Total Variance	
\$23.4M	

Projected Capital Cost Breakdown



Project Stage

Planning



10

Design/Land



33

Bidding



11

Construction



31

Complete



3

Future



32

Water



2

12

5

18

1

17

Wastewater



2

15

4

8

2

6

Electric



6

6

2

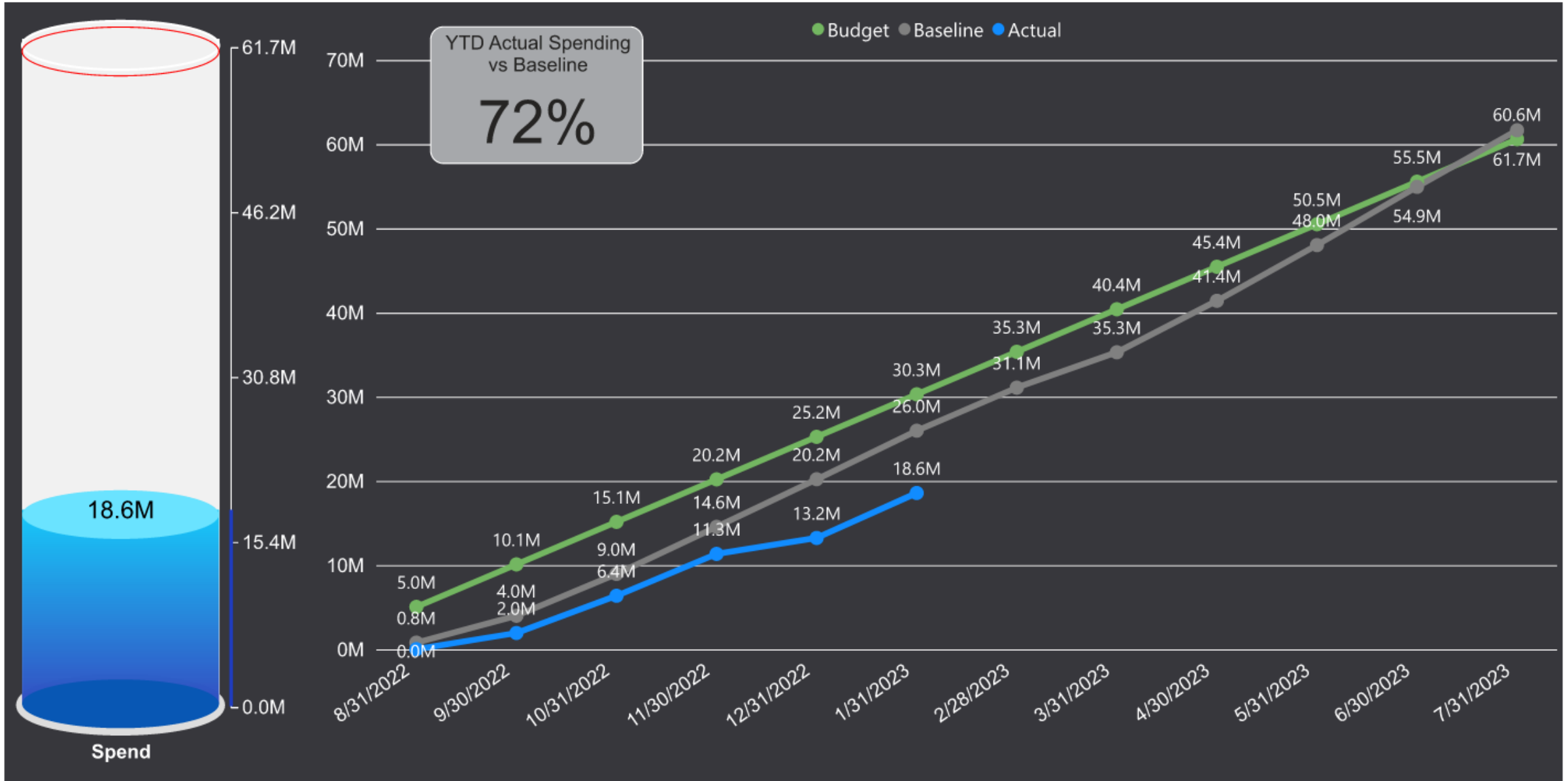
5

0

9

CIP Performance & Accomplishments

W/WW Baseline Vs. Actual Spending

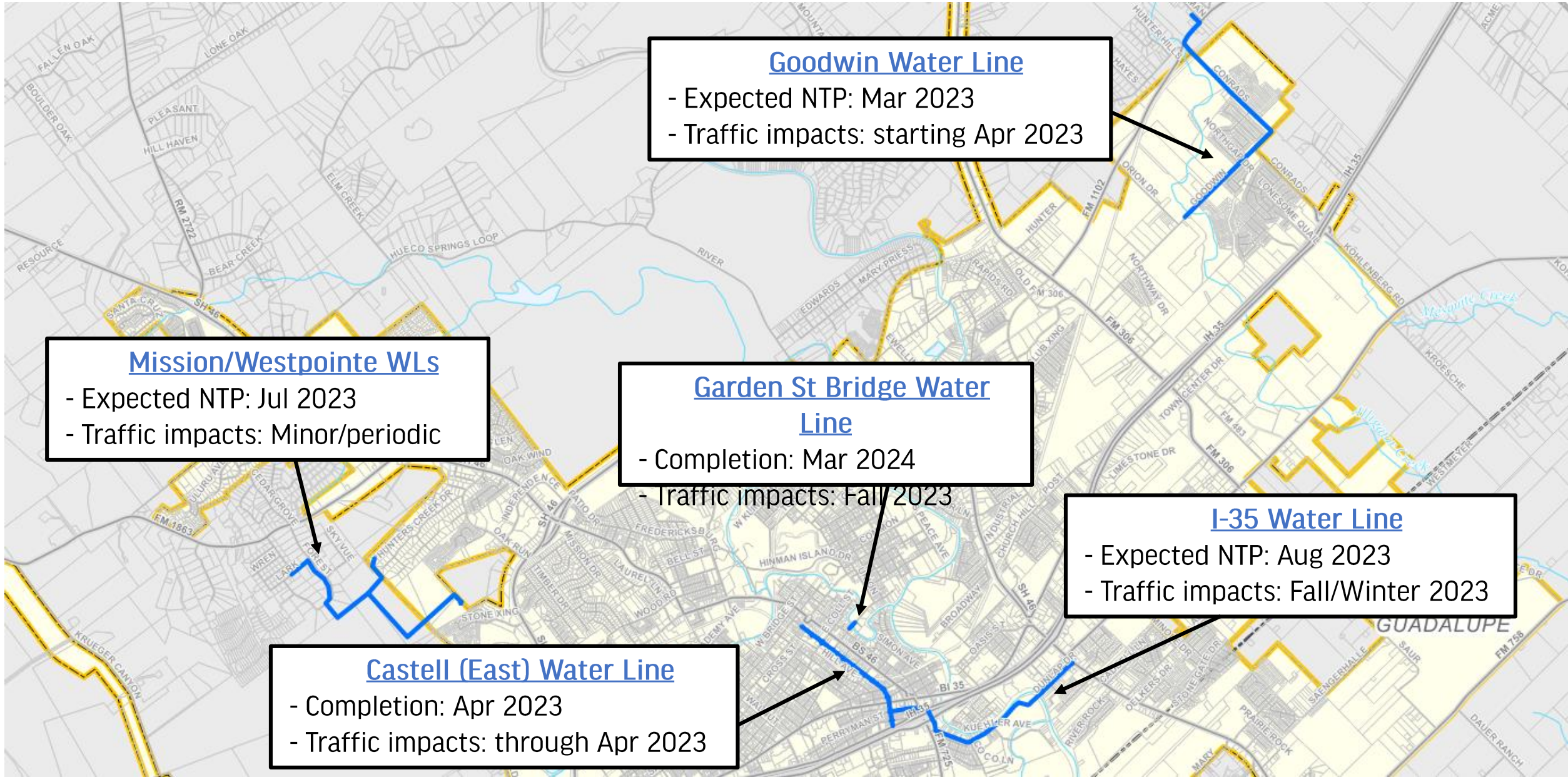


Q2 Accomplishments W/WW

- Trinity Water Treatment Plant and Wellfield have been given Construction Notice to Proceed
- McKenzie WRF Expansion currently being advertised
- Major Water Lines are nearing completion
 - SWTP Discharge Line
 - McQueeney Rd Water Line
 - Castell Avenue Water Line



Traffic Impacts



Goodwin Water Line
- Expected NTP: Mar 2023
- Traffic impacts: starting Apr 2023

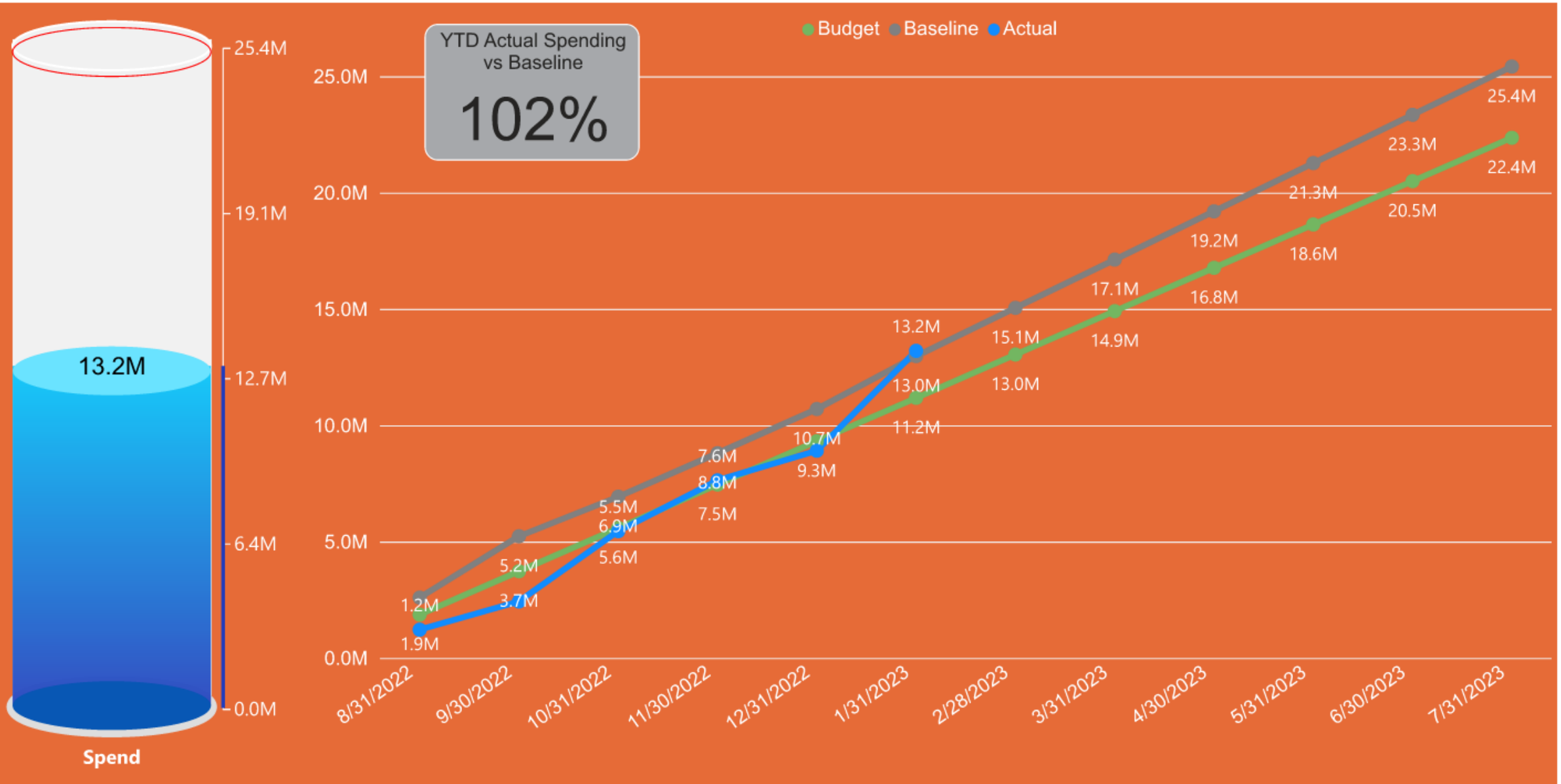
Mission/Westpointe WLS
- Expected NTP: Jul 2023
- Traffic impacts: Minor/periodic

Garden St Bridge Water Line
- Completion: Mar 2024
- Traffic impacts: Fall 2023

I-35 Water Line
- Expected NTP: Aug 2023
- Traffic impacts: Fall/Winter 2023

Castell (East) Water Line
- Completion: Apr 2023
- Traffic impacts: through Apr 2023

Electric – Baseline vs Actual Spending



Q2 Electric Accomplishments

- Continue to manage Supply-Chain Challenges with distribution transformers.
 - Worst case backlog, 12 subdivisions Oct 2022.
 - Worst case subdivision timeframe, Veramendi 14-4 @ 9 Months. (Switchgear Delivery)
 - All developers have been kept informed on their project status, monthly most typically.
- Meter Count Growth, +1000 customers exact halfway through FY23. (4.0% Growth Rate)
- New All-Time Distribution Only Peak 12/23/22, 323 MW momentary.



Completed Electric Projects

Industrial Substation PWT
Replacement, TXI T1 (\$1.1M)



Veramendi 16-1 (\$0.25M)
System Extensions Projects



Weltner Rd. 13 Feeder
(\$.9M)



Feature Projects

Water Projects



Grandview Discharge Line

Cost: \$5.8M

Construction NTP: February 2022

Expected Completion: April 2023

Purpose: Provide water conveyance of increased capacity at Well #4 to meet peak demand in the Kerlick and Downtown PZ's



SWTP Discharge Line

Cost: \$13.8M

Construction NTP: January 2022

Expected Completion: April 2023

Purpose: Provide efficient water conveyance from the SWTP to the Old FM 306 GST

Wastewater Projects



N&S Kuehler WWTP Rehabilitation

Cost: \$41M

Advertisement: August 2023

Construction NTP: December 2023

Expected Completion: December 2025

Purpose: Rehabilitation of North and South Kuehler WWTPs including equipment replacement, safety improvements, and rehabilitation of existing structures.



South Kuehler WWTP Clarifiers Replacement

Cost: \$3.5M

Advertisement: March 2023

Construction NTP: September 2023

Expected Completion: September 2024

Purpose: Replacement of existing clarifiers at South Kuehler and replacement of weirs and launders with new Submerged Effluent Launder (SEL) technology

Electric Project

E.C. Mornhinweg T2 & Feeders

Cost: \$4.1M

Advertisement: March 2022

Construction NTP: June 2022

Expected Completion: December
2023

Purpose: Project is critical to supply
increase growth and to provide
service capacity to Cemex Quarry,
and to several open tracts in City of
Schertz.





QUESTIONS