



General Manager's Report

MAY 2026

TABLE OF CONTENTS

ADMINISTRATION DIVISION	1
Innovation & Technology Department	1
Public Affairs Department	2
Past & Upcoming Sponsorships / Events	2
Youth & Education Programs.....	6
Public & Media Outreach	7
Legislative Updates	8
MSWD Digital Advertising	10
Social Media	10
CV Water Counts.....	11
Rebates & Conservation.....	11
Bottled Water Tracking Report.....	12
ENGINEERING DIVISION	13
Engineering Department	13
Water Resources Department.....	14
FINANCE DIVISION	15
Customer Service Department.....	15
Finance & Accounting Department	18
Purchasing Department.....	20
OPERATIONS & MAINTENANCE DIVISION	21
Construction & Maintenance Department.....	21
Fleet & Facility Maintenance Department	23
Field Services Department	25
Wastewater Treatment & Disposal Department	29
Water Production Department	32

APPENDIX A – Innovation & Technology Information

APPENDIX B – Federal & State Legislative Information

APPENDIX C – Public Affairs Information

APPENDIX D – Financial Information

APPENDIX E – Wastewater & Water Production Tables

ADMINISTRATION DIVISION

Innovation & Technology Department

The Innovation and Technology (IT) department continues to work with staff and vendors to achieve technological enhancements and meet innovation goals established by the MSWD Board of Directors. Below are project highlights and summaries for April 2026.

Department Updates

- IT has assisted Engineering in the bid process for the new Critical Services Center with regard to the camera and access control systems.
- IT continues working with Operations on the update for the American Water Infrastructure Act.
- IT continues working in conjunction with Timmons Group to project manage the GIS CMMS and asset management system project and perform ongoing user experience testing.
- IT continues working with Finance in the onboard process for the new ERP system.

Technology Improvements

- Cybersecurity improvements continue to be made to improve District security.
- Desktop computers and laptop upgrades continue as needed.

Cyber Security News Roundup

The IT Department tracks trends in cyber security to note new opportunities for security and new concerns to defend against. The news below is a brief selection intended for informational purposes and provides no insight into the District's cybersecurity controls.

- U.S. Cyber Command reported it carried out over 8,000 missions in 2025, a 25% increase over 2024. The number is expected to increase in 2026. This underscores a shift in the military's defensive and offensive environments, where cyber elements are playing a more important role in military activities. ([NextGov](#))
- Pro-Iranian hackers have increased their attacks on critical infrastructure. A group recently appears to have hacked the LA Metro and more attacks are expected, with the primary goal, according to CISA, being to "cause disruptive effects within the United States." ([Route-Fifty](#))
- The Trump Administration is proposing a massive reduction in funding for programs across the Cybersecurity and Infrastructure Security Agency (CISA) in 2027, included the complete elimination of CISA's election security program. The proposed budget also sets aside additional funds to support cybersecurity and incident response for the 2028 Los Angeles Olympics as well as for CISA's Office of the Chief of Counsel, due to increased litigation costs expected a part of the upcoming staff reductions that are part of the budget. ([NextGov](#))

Intelesys IT Support

The District receives IT services and support through Intelesys. The Intelesys Monthly Client Report for March 2026 activities can be found in Appendix A.

Public Affairs Department

Past & Upcoming Sponsorships / Events

DHS Fire Station 98 Ribbon Cutting Ceremony: April 1, 2026

Select Board members attended the ribbon cutting ceremony for fire station number 98, which serves the east side of Desert Hot Springs. The station will increase public safety with its faster response times, stronger service, and a commitment to protecting our community.



DVBA Legislative Update: April 2, 2026



Select Board members attended the DVBA legislative update held at Rancho Mirage City Hall.

CSDA Special Districts Legislative Days: April 7-8, 2026

Legislative Days brought special district leaders together to get informed and take action. The schedule included a legislative reception and pre-arranged Capitol Office Visits that district board members and staff scheduled to attend with peers from our region to educate lawmakers on the biggest public policy issues facing the communities we collectively serve.



CWEA Annual Conference & Expo: April 7-10, 2026

Select Board members and staff attended the annual conference which coincided with the CSDA Legislative Days in Sacramento. The AC26 theme Power of Community celebrated how our community elevates our work, including innovative public-private partnerships, inter-agency projects on regional solutions, and CWEA's training and education programs. The clean-water sector achieves success and advances innovation through collaboration, and the annual conference provides an unparalleled environment to foster collaboration.



Coachella Valley Local Government Vendor Fair: April 15, 2026



MSWD staff hosted a booth at the 3rd Annual Coachella Valley Local Government Vendor Fair hosted by the City of Palm Springs at the Palm Springs Convention Center. The event is to help local vendors connect with local government agencies and learn about their procurement and purchasing process and requirements. It also gives the vendors a chance to ask questions, and to meet the people behind the bid process.

DHS Rotary – Big Heart Awards: April 16, 2026

Select Board members and staff attended the annual Desert Hot Springs Rotary Big Heart Awards, a premier community fundraiser and recognition event. The event honors local heroes, business leaders, and volunteers who contribute to the betterment of the community. MSWD's April Scott was honored to receive the MSWD Person of the Year Big Heart Award.



MSWD and LifeStream Blood Drive: April 22, 2026



Thank you to everyone that donated blood last month. We had a successful blood drive which resulted in 16 registered donors, 13 units collected, and one first time donor. Our goal was 12 donations and the next opportunity to give is June 24, 2026.

MSWD Annual Employee Appreciation Luncheon: April 29, 2026

Select Board members and staff attended the MSWD annual employee appreciation luncheon to celebrate and honor the work of the MSWD staff, as well as announcing the winners of Administrative Employee of the Year, Department of the Year, and Field Employee of the Year, which are all nominated and voted on by their peers.



RivCo CV Business Conference & Economic Forecast: April 30, 2026

Select Board members and staff attended the Riverside County Coachella Valley Business Conference & Economic Forecast event, which included a morning of insightful discussions about current trends and provided valuable information for business owners, community members, and stakeholders in the region.



GCVCC State of Education: May 1, 2026

Select Board members attended the GCVCC State of Education, a regional forum highlighting the current landscape of our local education system and its impact on workforce development throughout the Coachella Valley.



This informative program featured presentations and updates from Coachella Valley Unified School District, Desert Sands Unified School District, Palm Springs Unified School District, College of the Desert, and the Greater Coachella Valley Chamber of Commerce as they shared initiatives, priorities, and collaborative efforts aimed at preparing the next generation of our regional workforce.

CVCAN Annual Charity Golf Tournament: May 1, 2026

As an event sponsor, MSWD staff hosted a booth and a golf foursome for CVCAN's highly anticipated 5th Charity Golf Tournament and food drive at Woodhaven Country Club golf course.



ACWA 2026 Spring Conference: May 5-7, 2026

Select Board members and staff will attend the ACWA Spring Conference, which is an opportunity for water industry professionals to learn, connect, and grow our expertise.



CAPIO Annual Conference: May 11-15, 2026



Select staff will attend the annual conference which brings together California's top experts in communications to discuss current trends, best practices and case studies in areas including media relations, strategic communications, social media, emergency response, branding, emerging technologies, analytics, public speaking and much more.

GCVCC All Valley Chambers Mixer: May 13, 2026

Select Board members will attend the annual All Valley Chambers Mixer at the Palm Springs Air Museum. An evening of networking with members from all over the Coachella Valley.



Business and Education Resource Fair: May 18, 2026



Presented by the Greater Coachella Valley Chamber of Commerce in partnership with the City of Desert Hot Springs, this free community event is designed to connect residents, entrepreneurs, and business owners with valuable business and educational resources available in the region.

Desert Hot Springs Women's Club Ice Cream Social: May 21, 2026

The Desert Hot Springs Women's Club is proud to honor the 2026-27 Scholarship Recipients with a special Ice Cream Social. The scholarship recipients and their families are invited along with civic leaders to receive their scholarship awards and have an opportunity to share their stories.



San Gorgonio Pass Regional Water Alliance Meeting: May 27, 2026



Select Board members will attend this monthly meeting which provides a forum for discussing regional water supply issues, infrastructure projects, committee reports, and policy updates.

City of Desert Hot Springs Day of the Child: June 6, 2026

The City of Desert Hot Springs is hosting their 2nd Annual Day of the Child / Día del Niño, a free family-friendly community event celebrating children, families, and the start of summer fun! MSWD will have a booth focused on kid and family friendly water conservation and education.

Youth & Education Programs

Earth Day Celebration at Cabot's Pueblo Museum: April 25, 2026


As an annual sponsor of the event, MSWD hosted an education booth about our water, and as part of our ongoing partnership with the DHS High School REAL Academy, the students had an opportunity to show off and explain their 3-D print model of our aquifer. Entry to the museum is free during this event due to the MSWD sponsorship.




Public & Media Outreach

Annual Sewer Pre-Payment

All sewer pre-payment letters were mailed May 4, 2026, to alert property owners of their option to pre-pay their sewer bill by June 30, 2026, to avoid the charges being applied to the property tax rolls. The pre-payment option is being promoted through June 2026 on social media channels, digital advertising meta and google, the MSWD Water Matters Newsletter, and the MSWD website.



Your Rates at Work



This series is focused on the various infrastructure projects occurring throughout the district, currently being utilized to alert customers of traffic disruptions and to bring awareness about the projects through social media channels, the website landing page for information, and the MSWD Water Matters Newsletter.

May is Water Awareness Month

We are celebrating Water Awareness Month (WAM) with four different graphics with content about WAM with informative, conservation focused messaging encouraging customers to reduce water usage through smart controllers, turf replacement, and fixing leaks. Transitioning out of the leak campaign to the summer conservation campaign that launches in June 2026.



Legislative Updates

Federal: EPA and Federal Agencies Issue Cybersecurity Advisory for Water Sector

On April 7, 2026, the Environmental Protection Agency (EPA), the Federal Bureau of Investigation, the Cybersecurity and Infrastructure Security Agency (CISA), and the National Security Agency (NSA) issued a joint advisory warning U.S. water and wastewater systems of an urgent and ongoing cybersecurity threat from Iranian-affiliated cyber actors. The advisory reports that U.S. organizations have experienced exploitation and disruption of operational technology at drinking water and wastewater systems, including configuration wiping, software-based mechanical sensor tampering, and disruption of human machine interfaces. EPA encouraged water systems to consult available cybersecurity resources and to report suspicious activity to the FBI's Internet Crime Complaint Center or to CISA's Incident Reporting System.

Federal: EPA Releases WIFIA Annual Report

EPA has released its 2025 annual report for the Water Infrastructure Finance and Innovation Act (WIFIA) program. In 2025, EPA closed \$900 million in WIFIA loans supporting \$1.8 billion in water infrastructure projects, made 333 disbursements totaling nearly \$3.7 billion to borrowers for completed work, and received 30 letters of interest from communities across 12 states representing requests for over \$6 billion in WIFIA financing. Since the program's inception, EPA has closed 147 loans supporting \$49 billion in total water infrastructure investment, provided \$22 billion in total WIFIA financing, and disbursed \$12 billion to borrowers for eligible project costs across 30 states, creating an estimated 165,000 jobs and generating \$7.5 billion in savings for borrowers and ratepayers.

Federal: House Members Reintroduce Water Access and Affordability Act

On April 13, 2026, Representatives Rashida Tlaib (D-MI) and Debbie Dingell (D-MI) reintroduced the Water Access and Affordability Act (H.R. 8254), which would establish a Low-Income Drinking Water Assistance Program within EPA to provide financial assistance to low-income households, technical assistance to community water systems, and data collection and reporting. Key provisions include automatic enrollment for households in other income-qualified assistance programs, a prohibition on water service disconnections for program participants, debt relief, and water efficiency assistance. The bill would authorize \$20 billion annually for fiscal years 2027 through 2037.

Federal: EPA Releases Draft Sixth Contaminant Candidate List

On April 2, 2026, EPA released the draft Sixth Contaminant Candidate List (CCL 6), a tool under the Safe Drinking Water Act that drives research, funding, and future regulatory decisions on emerging threats in public water systems. For the first time, EPA has designated microplastics and pharmaceuticals as priority contaminant groups. The draft CCL 6 also includes per- and polyfluoroalkyl substances (PFAS), disinfection byproducts, 75 chemicals, and nine microbes. Alongside the CCL 6, EPA released human health benchmarks for 374 pharmaceuticals to help states, Tribes, and local water systems

assess risk from pharmaceutical contamination. Comments are due June 5, 2026. EPA expects to finalize the list by November 17, 2026.

A full Federal Update is available in Appendix B.

State: 2026 Legislation

During the month of April 2026, the Legislature was focused on passing legislation out of policy committees before the deadlines at the end of the month. In addition to policy committee hearings, Senate and Assembly Budget Subcommittees held weekly hearings on the Governor's January 2026 Budget proposal.

CA Lobby worked with the offices of Senator Ochoa Bogh and Assemblymember Greg Wallis on a funding request to support communities impacted by Chromium 6. Mission Springs' project costs were included in the budget request. They also met with Mission Springs' legislative delegation in Sacramento in early April 2026 to discuss Chromium 6 and other issues impacting the district.

The State report and State Bill Tracking sheet are included in Appendix B.

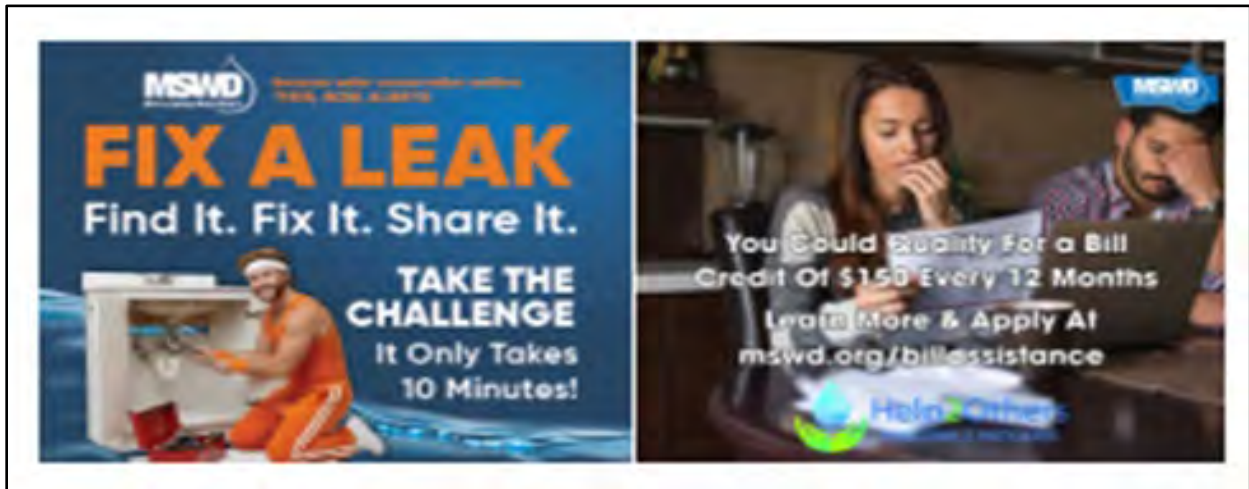
Editorials Uken Report

In March and April 2026, the Uken Report featured an article about the MSWD Fix A Leak Challenge which tied into Fix A Leak Week and the two month long campaign to check for leaks to protect your home and your wallet. Running through May 2026, Uken Report posted our article about Water Awareness Month where we have taken the opportunity to highlight and promote our rebate offerings.









MSWD Digital Advertising

For the month of April 2026, the District featured two Google and Facebook/Instagram ads promoting various MSWD programs. The Google campaigns garnered 193.43k impressions versus 161.89k last month, and 271 link clicks. Our Facebook/Instagram (Meta) ads garnered 195,360k impressions and 310 link clicks. The strongest engagement was the Fix a Leak Challenge, garnering a reach of 84,941, and an impressive 146,982k impressions, and 217 link clicks. The MSWD website saw 5,244 users, 18,165 views, and 5,785 engaged sessions. You will notice a change in strategy, we will have one hero or main campaign, and one secondary campaign, we are seeing strong results from this approach. The full report is included in Appendix C.



Social Media

This report highlights activities and posts on the district's social media platforms. Some of our most engaging posts included Richie Andrade promotion announcement, Behind the scenes hard at work, and Special Districts Week. The most shared posts were the blood drive promo, Your Rates at Work, and the board and staff with Senator Ochoa Bogh. We had an increase of Facebook likes by 6%, with 1,530 total likes, and 164,791 total views. Instagram had a total reach of 38,832 and 7 new followers. LinkedIn is growing with 1,623 impressions versus 568. A copy of the full social media report can be found in Appendix C.

3 Most Viewed Posts		3 Most Shared Posts	
	Worker Wednesday Big news! Congratulations to Richard Andrade on his promo...		Blood Drive Promo Join us for our spring blood drive and save lives! 🩸 Sig...
949		10	
	Post 51271626 Behind the scenes and hard at work! Our Collections Tea...		Post 51649161 Your Rates at Work 📊💧 What to Expect: Starting tomorrow...
700		4	
	Special Districts Week Did you know that MSWD is a special district? 💧 Special ...		
592		1	

CV Water Counts

CV Water Counts had a strong, well-rounded April 2026 across every channel. The Google ad campaigns reached audiences with 34,032 display impressions, 1,968 search impressions, and 93,921 video impressions, which together generated 1,575 clicks back to the site. The Facebook ads added another 43,858 impressions, reached 16,369 unique people, and brought in 439 link clicks. On the website itself, 2,559 visitors came through across 3,090 sessions and 4,007 pageviews, with Conservation Tips once again the runaway favorite, followed by the Conserve Water, Protect the Planet Year-Round article, the homepage, and the Rebate Map. Mobile and desktop traffic were almost evenly split at 49% and 43%. On social, Facebook posts brought in 14,976 impressions and 187 engagements, while Instagram drew 35,932 views. The April e-blast was a standout — a 49.88% open rate with 126 clicks, well ahead of industry averages and a sign that the subscribers are genuinely engaged with the content. A full report can be found in Appendix C.



Rebates & Conservation

The Public Affairs team continued to promote rebates and conservation throughout our service territory during the month of April 2026.

Rebate Type	Total Rebates for April 2026	Total Rebates for April 2026
Toilet	0	\$0.00
Turf	0	\$0.00
Clothes Washer	1	\$150.00
Smart Controller	0	\$0.00
Conservation Kit	1	-

Bottled Water Tracking Report

Date Supplied	Requested By	Event or Purpose	Cases Requested
04/02/2026	City of Desert Hot Springs – Police/Dispatch Team	Annual Dispatcher Dinner Event	9
04/02/2026	Board and Staff	Travel and Conference/Meetings - Sacramento	3
04/06/2026	Food Now	Golf Fundraiser	5
04/07/2026	City of Desert Hot Springs	Monthly Supply	15
04/08/2026	MLCC Women's Golf Association	Member/Guest Tournament	4
04/15/2026	DHS Rotary	Big Heart Awards	7
04/15/2026	Elks Club	Charity Golf Tournament	5
04/21/2026	Good News Club	Annual Meeting/Fundraiser	4
04/21/2026	Cabot Yerxa Elementary School	VIP Dance	5
Total			70



ENGINEERING DIVISION

Engineering Department

Below is a list of Capital Projects and status updates for April 2026.

Well 42 Project

Staff continued to coordinate with the contractor, Layne Christensen and Roll-a-Part Building, and construction management team, MWH. The Roll-a-Part building is being worked on as the framing, wall, and roof is constructed. Layne Christensen is working on the electrical and will have final inspection SCE on May 6, 2026.

Well 22 Rehabilitation

Staff continued to collaborate with the Contractor, Canyon Springs Enterprises, on reviewing and approving material submittals and responding to RFIs. The contractor is working on the well column and then all the above ground work will follow.

PODS Storage – Commercial Development

No progress on the remaining punch list. The final acceptance is still also pending resolution of the Coachillin' Sewer on 19th Avenue.

Project Viento – Commercial Development

Punchlist work on the water system and lift station has been completed. Contractor has provided lift station spare parts. Upon final review and agreement with Operations staff, the agenda item will be presented to the Board of Directors for acceptance into the District's wastewater system in the upcoming months.

Regional Water Reclamation Facility

The Project Team continues to coordinate with the State Water Resources Control Board on the SRF/Grant funding agreement and reimbursement requests.

Regional Water Reclamation Facility Conveyance Line

The Project Team continued responding to submittals, RFIs, and processing change orders and payment requests submitted by the contractor, Downing Construction, Inc. The diversion structure construction is nearing completion with full start-up and commissioning on-going.

Area M2 Sewer Collection System (AD-15)

MSWD Board awarded the project to WEKA Inc. Staff is working with the State to secure additional funding for the project. Staff is also working on a Limited Notice to Proceed for administrative work with the contractor.

RWRF Roadway Design (19th Avenue, 20th Avenue, and Little Morongo Road)

MSWD received the final plan and is routing for signatures.

Water Resources Department

Below is a list of water resources related activities for April 2026.

Integrated Regional Water Management Planning

The Coachella Valley Regional Water Management Group (CVRWMG) implements the Integrated Regional Water Management (IRWM) Plan for the Coachella Valley IRWM Region. The CVRWMG met to discuss on-going grant funded projects and upcoming grant opportunities, including continued discussion on Conservation Regulations and Chromium-6 compliance. Staff prepared quarterly reporting for the Proposition 1, Round 2, Implementation Grant and the Urban Community Drought Relief Grant.

Mission Creek Subbasin SGMA Compliance

The Mission Creek Subbasin Management Committee (Management Committee) had a monthly progress meeting with the consultant, WSP, for the 2027 Alternative Plan Update for the Mission Creek Subbasin for continued compliance with the Sustainable Groundwater Management Act (SGMA). Staff continued responding to the various data requests. The consultant completed the administrative draft of Chapters 1 and 2, which staff is reviewing.

San Gorgonio Pass Subbasin SGMA Compliance

The San Gorgonio Pass Subbasin Groundwater Sustainability Agencies (GSAs) had a meeting to discuss SGMA items and progress on the 2027 Groundwater Sustainability Plan Update for the San Gorgonio Pass Subbasin for continued SGMA compliance.

The San Gorgonio Pass Subbasin GSAs completed the San Gorgonio Pass Subbasin Annual Report for Water Year 2024-2025 for continued SGMA compliance, including review and comment on the draft Annual Report, in addition to submittal to the State.

Indio Subbasin SGMA Compliance

The Indio Subbasin Groundwater Sustainability Agencies issued a notice for a public workshop for the Indio Subbasin Annual Report for Water Year 2024-2025 for continued SGMA compliance. The workshop is scheduled for late April 2026 and staff plans to attend.

Salt and Nutrient Management Planning

Staff attended the monthly Steering Committee meeting to discuss review of the draft Technical Memorandum 5 'Construct TDS/N Forecasting Models' and preparation of Technical Memorandum 6 'Forecast TDS/N for SNMP Scenarios'. A Technical Advisory Committee (TAC) meeting is planned for May 2026 to solicit comments on TM5 from the TAC.

Urban Water Management Planning

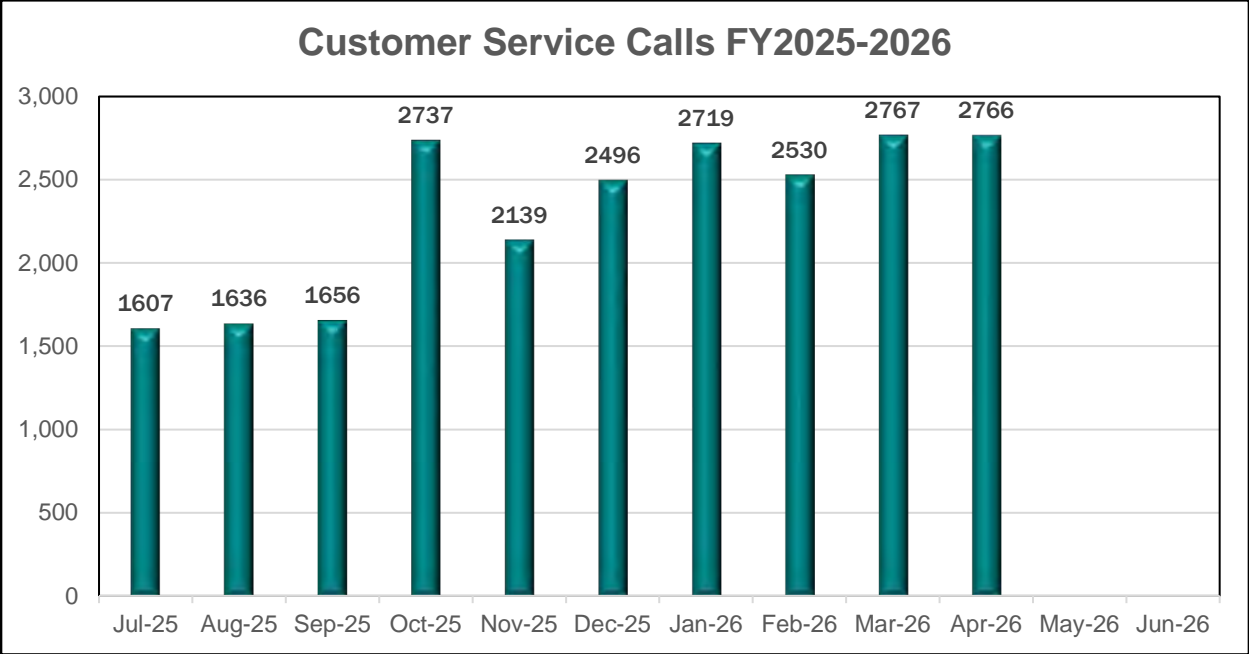
The Coachella Valley Water Agencies had a monthly progress meeting with the consultant, Todd Groundwater, for the 2025 Coachella Valley Regional Urban Water Management Plan. Staff completed additional review of the draft 2025 Coachella Valley Regional Urban Water Management Plan and it was posted for public review.

FINANCE DIVISION

Customer Service Department

Calls into the Customer Service Department

The chart below represents the total incoming calls received by staff in the Customer Service Department for Fiscal Year 2025-2026.



Most calls received by the Customer Service department are related to payment plans, bill assistance information, demand/lien release requests, new property start/stop service, and account balance requests. The table below provides a summary of the number of calls by category received by the Customer Service staff.

Customer Request	Total for April 2026	Total for CY 2026
Water Waste	0	1
High Bill / Service Line Leak	6	23
No Water	4	21
Illegal Disconnect	2	25
Disconnections	109	543
Reconnections	95	408
Service Transfers	129	475
High / Low Pressure	5	14
Water Quality	0	5
Other / Miscellaneous	71	319

Key Updates

Customer Service generated the Annual Sewer Report, reviewed the Sewer Exception Report, and provided the finalized listing to the Accounting department. They also contacted InfoSend to obtain quotes for mailing the notification letters.

Customer Service also completed the Defensive Driving course provided by JPIA.

WaterSmart Portal

WaterSmart Analytics data provides a comprehensive overview of leaks detected and automated alerts sent to MSWD customers. All customers are encouraged to sign up in the WaterSmart Portal to access bills and leak alerts. The table below provides a summary of the number of customers who have registered in the WaterSmart Portal.

WaterSmart Portal	Total for April 2026	Overall Total
Registered Customer Accounts	118	9,133

Billing

During April 2026, Customer Service reviewed a total of 16,242 bills.

Bill Type	Total Bill Count for March 2026	Total Bill Amount for March 2026
Regular Bills	11,565	\$1,046,301.15
Delinquent Bills	4,196	\$32,897,018.82
Closing Bills	194	\$9,474.24
Delinquent Closing	-	-
Total	15,955	\$33,952,794.21

Delinquency Service Statistics

Staff continued to reach out to customers with delinquent accounts to provide information for assistance and repayment options to avoid disconnection. The table below summarizes the activities of Customer Service staff regarding delinquent accounts.

Delinquency Service	Total for April 2026
Auto-Dialer Calls	417
Door Hangers	32

Customer Bill Assistance

The District continues to facilitate bill assistance programs for the benefit of its customers. The United Way Customer Bill Assistance Program continues to be utilized by those customers who need assistance for one billing period annually, paying \$100 per approved customer. The table below summarizes the results of the customer bill assistance programs administered by the Customer Service staff.

Assistance Program	Customers Assisted in April 2026	Total Assistance In April 2026	Total Assistance in CY 2026
United Way of the Desert	95	\$750	\$6,950

Installment Payment Plans

The District continues to assist customers with delinquent bills by facilitating installment payment for the benefit of its customers. The table below summarizes the results of the installment payment plans administered by the Customer Service staff.

Total Active Payment Plans	Remaining Balance to be Collected
113	\$74,484.28

Refunds

There was a total of 22 customer account refunds totaling \$2,399.36, resulting from closed accounts for the month of April 2026.

Account Type	Total Refund Count for April 2026	Total Refund Amount for April 2026
Customer Refunds	19	\$1,648.11
Construction Meter Refunds	3	\$751.25
Total	22	\$2,399.36

Liens

Customer Service identified 12 accounts that were 90 days past due requiring Lien filing. 14 Release of Liens were issued after securing payment for outstanding balances on past due accounts.

Lien Type	Total Lien Count for April 2026
Lien Recordings	12
Lien Releases	14

Finance & Accounting Department

Department Overview

The Accounting Department continued regular operations throughout the month of April 2026.

- The fiscal year 2025 audited financial statements and State Controller Report have been completed.
- Staff continues to work with Tyler on the Enterprise Resource Planning (ERP) system upgrade.
- Accounting is beginning the process to issue long-term debt for the new Administration Building and a water booster.

Payroll Services

Payroll staff continues to process payroll changes from evaluations, including retroactive payments. These do require additional work as it relates to the amounts submitted to CalPERS for the employees' pensions.

ERP System Implementation

Phase 1, core financials has been completed. This is the largest module and includes general ledger, accounts payable, purchasing, budget, bank reconciliation, and fixed assets. Payroll will go live in August 2026, and utility billing in November 2026.

Accounting Support

The Accounting department continues to support other departments as needed:

- Operations – Accounting continues to support operations on projects and deposits.
- Human Resources – Accounting continues to work with Human Resources to update employee information related to change of status, new hires, and CalPERS appointments.
- Customer Service – Accounting continues to support Customer Service by processing multiple customer refunds for credit balances on closed accounts. Accounting is also working with Customer Service on audit details for customer accounts that need to be corrected or simply to provide additional support as requested by the auditors.

Cash Receipts

Total cash receipts for the month of April 2026 amounted to \$1,631,452.98. The largest sources of cash receipts were normal water and sewer customer account payments.

Cash Disbursements

Total cash disbursement for the month of April 2026 amounted to \$3,102,966.58, with the largest payments for payroll, insurance, and well rehabilitation.

Budget

There were four budget transfer requests for the month of April 2026, totaling \$165,400.

Number	Account	Name	Amount	Post Date	Description
BA0000005	201-544-53000	Outside Services	(5,000.00)	04/09/2026	BUDGET TRANSFER
BA0000005	201-544-54530	Sand And Gravel For Fill	5,000.00	04/09/2026	BUDGET TRANSFER
BA0000006	101-509-50000	Regular Pay	100,000.00	04/20/2026	BA SA REG PAY ITEMS
BA0000006	101-519-50010	Overtime Pay	1,000.00	04/20/2026	BA SA REG PAY ITEMS
BA0000006	101-519-58010	County Administrative Charges	5,000.00	04/20/2026	BA SA REG PAY ITEMS
BA0000006	101-509-50010	Overtime Pay	300.00	04/20/2026	BA SA REG PAY ITEMS
BA0000006	101-519-50000	Regular Pay	(106,300.00)	04/20/2026	BA SA REG PAY ITEMS
BA0000007	101-500-50210	State Payroll Taxes	5,000.00	04/20/2026	Budget Adjustment 04.20.26
BA0000007	101-500-57100	Insurance - Auto	1,000.00	04/20/2026	Budget Adjustment 04.20.26
BA0000007	101-500-57301	Insurance - Inland Marine	1,000.00	04/20/2026	Budget Adjustment 04.20.26
BA0000007	101-501-50036	Other Compensation-Certification Pay	33,000.00	04/20/2026	Budget Adjustment 04.20.26
BA0000007	101-511-50010	Overtime Pay	100.00	04/20/2026	Budget Adjustment 04.20.26
BA0000007	201-511-50010	Overtime Pay	4,000.00	04/20/2026	Budget Adjustment 04.20.26
BA0000007	206-511-50000	Regular Pay	3,000.00	04/20/2026	Budget Adjustment 04.20.26
BA0000007	101-501-53000	Outside Services	(47,100.00)	04/20/2026	Budget Adjustment 04.20.26
BA0000008	101-503-50700	Employee Recruitment & Retention	7,000.00	04/21/2026	BUDGET CORRECTION 04.21.26
BA0000008	101-503-53110	Advertising	(7,000.00)	04/21/2026	BUDGET CORRECTION 04.21.26
			Total: 0.00		

Financial Statement

A year-to-date summary of the District's financial position for Fiscal Year 2025-2026, in addition to a comparison to the previous fiscal year, can be found in Appendix D.

Capital Improvement Program

The District maintains a 5-year Capital Improvement Program that includes water and sewer infrastructure, facilities, and fleet. A year-to-date summary of the District's Capital Improvement Program for Fiscal Year 2025-2026 can be found in Appendix D.



Purchasing Department

Staff continues to source sanitization supplies to ensure wipes, hand sanitizers, disinfectants are available in all district buildings, and vehicles for the safety of the staff.

Price increases and supply chain issues continue to surface in our industry. Specifically, PVC pipe and fittings, ductile iron pipe and service brass fittings, restraints, hydrants, and valves, as well as many other products, are experiencing significant shortages that could lead to extended lead times. Along with these supply chain problems, pricing continues to escalate. These problems exist with both domestic and imported materials. We will continue to monitor the situation and do our due diligence in getting all the material that is needed to maintain our water systems.

Total inventory purchases were \$49,347.46, and the total issued for use by field crews was \$61,468.40 for the month of April 2026.



OPERATIONS & MAINTENANCE DIVISION

Construction & Maintenance Department

Water Line Locations


Staff completed approximately 266 water line location requests using iPads and the GeoViewer Mobile app to streamline and manage line locations.



Water System Repairs/Replacement

Staff continued to repair and replace components of the water distribution system keeping it in optimum working order and properly functioning without any interruption. Below is a summary of the repairs and replacements completed in April 2026.

Description	March 2026	CY 2026
Water Service Lines Replaced with Copper	10	40
Water Service Line Leaks Repaired	9	21
Water Mainline Leaks Repaired	5	14
Fire Hydrants Repaired/Replaced	2	19



Water System Maintenance

Staff continued to implement preventative maintenance and inspection programs to keep the water distribution system in optimal working order and properly functioning without any interruption. Below is a summary of the maintenance completed in April 2026.

Description	April 2026	CY 2026
Ground Valves Exercised	41	260
Fire Hydrants Flushed, Maintained, and Painted	20	99
Air-Release Valves Maintained/Repaired	95	199
Cla-Val Valves Maintained/Repaired	0	0
Blow-Offs Flushed	10	331



CMMS Workorder Program

A total of 24 work orders were processed in April 2026 using the CMMS program.

New Water Meter Service Installation

Staff installed ten new water service lines in April 2026.

Fire Flow Testing

Staff conducted no field fire flow tests for the Engineering Department in April 2026. Engineering is still conducting fire flow test results using the new hydraulic model.



Fleet & Facility Maintenance Department

Janitorial Services

The District's janitorial company, Executive Facilities, has been very responsive to staff requests and continues to provide good service with no janitorial issues at this time. Staff is addressing an insurance coverage issue and provided a formal notice of breach of contract.

Building Maintenance

Staff completed the following building maintenance during the month of April 2026.

- Cleaned up excessive blown sand in the Administration Building parking lot in preparation for resealing.
- Repaired two irrigation leaks at Well 25 and sectioned in 10 feet of line in sleeve.
- Repaired three irrigation leaks at Well 27/31.
- Replaced irrigation controller at Well 28 and repaired two leaks on the irrigation line.
- Replaced a broken flag clip at the Administration Building and replaced both flags.
- Relocated Christmas decorations to the Meter Shop with assistance from Josiah P., John K., and Richie A.
- Installed second file holder on the Shop Office door for equipment check logs.
- Re-secured loose panel on the Corporate Yard breakroom ramp.
- Assembled an office chair for the Accounting Manager.
- Replaced a leaking air hose for Corporate Yard Shop.
- Welded a replacement tee onto the bracket for airline soundings for Well 31.
- Swept debris and cleaned the Old Stores building per biweekly cleanup.
- Repaired the irrigation line at Terrace Reservoir.
- Removed, cleaned, and adjusted door handle assembly on the Corporate Yard Shop entry door.
- Installed additional bird spikes on the west side of the Corporate Yard carport.
- Repaired two irrigation leaks at the Corporate Yard near the fuel station.
- Replaced the smoke alarm battery at the Administration Building stairwell entry.

Standby Generator Monthly Maintenance Program

Monthly testing is conducted to ensure that all generators are in good working order and ready for use when needed.

- All generators were run, including the equipment located in the CONEX storage container at the Corporate Yard.

Fleet Maintenance/Repairs

Staff completed the following fleet maintenance during the month of April 2026.

- Unit 397 was decommissioned and sold on GovDeals.
- Unit 423 generator had the battery replaced.
- Unit 428 had a PM service performed, a hole was patched in the right front tire in house, and all four tires replaced at Desert Tires & Auto Repair.
- Unit 457 had the right rear bay door replaced on the utility bed.
- Unit 456 had two tires replaced by Desert Tires & Auto Repair and an inspection performed.
- Unit 450 was decommissioned and picked up by Enterprise Fleet.

- Unit 324 had wiper blades replaced.
- Unit 465 had the rooftop basket removed per Wastewater department request.
- Unit 464 had the roof basket from Unit 465 installed.
- Unit 468 had GPS module and toolboxes installed.
- Unit 442 had the driver side foglamp replaced.
- Unit 415 had a spare key made and placed in C&M supervisors lock box in office.
- Unit 451 had a PM service performed, an oil change completed, tires rotated, and both coolant and washer fluid topped off. A recall repair was completed at I-10 Ram.
- Unit 399 had the trailer plug from decommissioned Unit 397 installed.
- Unit 395 had all four passenger side tires replaced at Parkhouse Tire, Inc.
- Unit 421 had a PM service performed, an oil change was completed, cabin filter replaced, and battery terminals were cleaned.
- Units 440 and 441 had the batteries recharged and ran for the month of April.
- Unit 465 had the radio, strobes, and directional lightbar installed.
- Unit 442 had the trailer plug replaced.
- Unit 420 was dropped off at Ultimate Motors, Inc. for A/C repairs.
- Unit 461 had the GPS module replaced.
- Unit 414 had the hood struts replaced, washer fluid topped off and battery terminals cleaned.
- Unit 456 had a PM service performed, oil change was completed and washer fluid topped off.
- Unit 458 had a PM service performed, oil change was done, tire rotation, washer fluid topped off and ground for left rear strobe was repaired.
- Units 451, 455 and 449 had recall work completed at I-10 Ram.
- Unit 463 had a stay fabricated for excavation wands.
- Unit 462 had a PM service performed, oil change was completed and cabin filter replaced, and a bed cover was installed. Two of the four recalls were performed on-site by Palm Springs Motors.
- Unit 398 had the crane removed and placed in Unit 464.
- Unit 466 was picked up from Morgan Company following crane installation, and had license plates, tool holders, water jug, extinguisher, oxy-acetylene tanks installed, and rear bed surround modified.
- Unit 464 was dropped off at Morgan Company for crane upfitting.
- Unit 460 had a PM service performed, an oil change was completed, washer fluid topped off, cabin filter changed, and tires rotated.
- Unit 362 had the fuel pump, and fuel filter changed, unit was cleaned and all zinc fittings greased.



Field Services Department

WaterSmart / Neptune 360

Staff routinely monitors for continuous usage and high-water usage on customer accounts and proactively makes contact through the Customer Portal, phone, email, or in person to inform them of potential issues. The following is the number of contacts made this month:

Contact Type	Total for April 2026	Total for CY 2026
Continuous Usage	63	236
High Usage (>Normal)	5	35
Reverse Flow	0	0
Total	68	271

Cross Connection Control Program

The Backflow and Cross Connection Specialist performs annual testing of Backflow Prevention Assemblies (BPAs) throughout the District as required by the SWRCB Cross Connection Control Policy Handbook.

Type	Total for April 2026	Total for CY 2026
BPAs Tested	226	740
Hazard Assessments	2	27

Service Orders

The Field Services team carries out a range of assignments throughout the month, based on requests submitted by customers or directives issued by the office, to support District-wide operations. A detailed breakdown is provided in the list below.

Type	Total for April 2026	Type	Total for April 2026	Type	Total for April 2026
Non-Pays	162	Change Out New Meter Box	4	Illegal Connections	7
Shut-Off per Customer	55	Customer Side Leaks	31	Construction Meter Reads	48
Shut-Off per Office	15	Meter Maintenance	141	Construction Meters Installed	3
Water Reconnection	126	Water Quality Investigation	0	Construction Meters Removed	4
Change Out Register	8	High Water Pressure Investigation	5	District Side Leak Investigation	7
White Door Hangars	68	Low Water Pressure Investigation	6	Customer Side Leak Investigation	27
Red Door Hangars	73	Water Waste Investigation	2		
High Bill Investigation	12	No Water Investigation	13		

Vegetation and Debris Removal

The Field Services team removed heavily vegetated areas to expose and clearly identify meter box easements.




Wastewater Collection Department

Sanitary Sewer Overflow

There were no Sanitary Sewer Overflows (SSOs) in the collection system this month.

Dos Palmas Lift Station

Operators conducted daily site visits to ensure proper pump operation, Supervisory Control and Data Acquisition (SCADA) system functionality, and site security. Staff installed a new 2-inch air-vac along with a 3-inch air-vac to replace the existing units, which had exhibited signs of malfunction.



Sewer Line Locations


Staff completed 207 sewer line location requests using iPads and the GeoViewer mobile application to streamline and manage line locations.

Sewer Line/Collections Maintenance

Staff conducted inspections of 4,337.30 feet of sewer mainlines using CCTV. Staff also completed cleaning of 1.389 miles of sewer mainlines this month. 13 FOG inspections this month.

Fats, Oils, and Grease (FOG) Inspections

Staff completed 22 FOG inspections this month. Four of these FOG inspections were conducted as follow-ups due to the facility's non-compliance violations.



Wastewater Treatment & Disposal Department

Plant Maintenance

Between the Horton, Desert Crest, and Wright Wastewater Treatment Plants, employees worked 1,023-man hours to execute routine plant maintenance, equipment maintenance, and plant operations. Staff members operated the sludge belt filter press for 145.8-man hours during this period, filling and emptying 16 trailers with sludge from the Horton, Wright, and Desert Crest plants.



Wright Bar Screen Retrofit

Due to the high winds at the Wright Facility, staff retrofitted the headworks bar screen access doors with alternative latch designs. The original factory locking mechanisms were not sufficient to withstand the wind conditions and risked coming loose without these modifications.



Sampling and Laboratory

Staff collected 84 samples and spent 168-man hours performing laboratory duties and analysis for process control and regulatory reporting purposes. Effluent from the Horton, Wright, and Desert Crest plants consistently met the District's discharge permit requirements.



Pond Maintenance

Horton Ponds 1, 4, 5, 6, 7, and 8 were cleaned and rehabilitated during April 2026. The ponds continue to exhibit a high percolation rate.



Wastewater Report

Through continued development in the Desert Hot Springs area, and at the request of new consumers, sanitary services are always being added to the collection system. Below is a summary of new sanitary service connections by month.

New Sanitary Service Connections to Collection System					
Fiscal Year	2025/26	2024/25	2023/24	2022/23	2021/22
July	13	9	4	4	18
August	20	7	12	26	20
September	4	2	17	20	20
October	26	2	3	13	36
November	3	22	7	8	29
December	1	5	21	8	12
January	4	1	2	35	14
February	30	55	1	4	7
March	16	30	1	24	17
April	20	46	7	16	7
May		42	8	9	16
June		4	0	4	2
Total	137	235	83	171	198

Additional sanitary service connection information is provided in Appendix E.

The following table shows the average daily flow and peak daily flow for the Horton WWTP, Desert Crest WWTP, and Wright RWRP.

Wastewater Flow (MGD)						
Fiscal Year 2025/26	Horton WWTP		Desert Crest WWTP		Wright RWRP	
	Average Daily Flow	Peak 24-Hour Flow	Average Daily Flow	Peak 24-Hour Flow	Average Daily Flow	Peak 24-Hour Flow
July	1.862374	1.999693	0.042087	0.048290	0.169682	0.194612
August	1.785411	1.918440	0.034649	0.040490	0.188708	0.236098
September	1.858563	1.995437	0.030936	0.039250	0.200613	0.240535
October	1.893174	1.994838	0.031488	0.038150	0.189350	0.250412
November	1.922275	2.161271	0.035959	0.046170	0.182794	0.208263
December	1.872361	1.992182	0.031247	0.040290	0.189836	0.243899
January	1.926865	2.046751	0.029501	0.035770	0.184522	0.209300
February	1.897698	2.081533	0.030420	0.037800	0.192446	0.271299
March	1.901059	2.085559	0.028617	0.035320	0.186100	0.290100
April	1.941607	2.034653	0.032565	0.042150	0.188973	0.245700
May						
June						

Additional wastewater flow information is provided in Appendix E.

Water Production Department

Water Produced

Water System	System Number	April 2026 (AF)	April 2026 (MG)
Mission Springs WD	CA3310008	665.75	216.90
West Palm Springs Village	CA3310078	7.43	2.42
Palm Springs Crest	CA3310081	5.91	1.92
Total		679.09	221.24

Water Sampling/Testing

- Bacteriological Sampling – Staff collected 50 routine samples in the MSWD system, four routine samples in the ID-E area which includes the West Palm Springs Village (WPSV) and Palm Springs Crest (PSC) systems, and four well samples in ID-E.
- Staff collected 16 general physical samples in the MSWD system and two general physical samples in ID-E.
- Well 26A Uranium Treatment (IXP) Sampling – The monthly and quarterly uranium sampling was not completed due to the well being offline for maintenance.
- DDW Reporting – The District’s Monthly and Quarterly Coliform Monitoring Report for all three water systems will be sent to the SWRCB Department of Drinking Water (DDW) on May 8, 2026.
- Chromium-6 Sampling – Staff completed the Chromium-6 sampling on April 18, 2026, for all our wells except for Wells 22 and 34 due to being offline for mechanical failure.

Chlorination System Updates

- Chlorination Pumps – Staff conducted routine maintenance and inspections on all chlorine pumps and related equipment at well sites. Staff made necessary adjustments, repairing and/or rebuilding to ensure proper operation. Most chlorinator pumps continue to function properly, with only typical preventative maintenance required (i.e., repair of cracked chlorination suction/feed tubing).
- Sodium Hypochlorite (Chlorine) Usage – During the month of April 2026, a total of 1,731 gallons of chlorine (12.5% solution strength) was used to disinfect the distribution system and our production facilities. (Reflects usage in the MSWD and ID-E water systems.)
- Chlorine Residuals at Production Well Sites – In April 2026, the Water Production staff checked and documented the chlorine residuals at all wells in use 161 times. The average chlorine residual of these readings was 1.06 ppm. (This data reflects the MSWD and ID-E water systems.)
- Distribution System Chlorine Residuals – During the month of April 2026, the Water Production staff checked and documented the chlorine residuals throughout the distribution system a total of 113 times. The average chlorine residual of these readings is 0.87 ppm. (This data reflects the MSWD and ID-E water systems.)

Well Soundings

Staff continued to sound the groundwater levels for 13 production wells and nine monitoring wells. Staff aim to complete these by the 20th of each month.

Water Production Facility Updates

Staff are responsible for oversight of all water production sites, including making necessary operational adjustments to ensure optimal performance. Their duties also include conducting monthly overflow maintenance, which may require climbing reservoirs when needed.

Sanitary Survey Corrections

In April 2026, staff continued to correct items that were brought to our attention during the last Sanitary Survey Inspection. All resolved issues are documented, and a photo is uploaded to a folder to be sent to the state.

Gateway Fire Pump Testing

Staff performed the monthly fire pump testing in February 2026. All systems functioned properly. Water loss data was captured and entered onto our water loss tracking worksheet.

Oil Changes

All well and booster pump motors were changed in November 2025 to account for the cooler temperatures. Oil changes will be made again in May 2026 to account for warmer temperatures.

Well 37 Analyzer

A new meter was installed and set up. This meter will communicate with SCADA once the well is back online.



Well 26 Bac-t Failure/4-Log Removal

In April 2026, staff conducted routine weekly bacteriological source and compliance point sampling in accordance with the 4-log removal agreement with the State Water Resources Control Board DDW. Weekly bac-t samples are collected each Wednesday, and chlorine residuals are collected each day the well pumps into the system, to ensure adequate dosing remains above the DDW required 0.50 mg/L. All documentation is being provided in the daily production run reports.

Well 27

Staff completed flushing of Well 27 and the well received two consecutive passing results on April 30, 2026. Information was submitted to the state for review.

Sample Station Maintenance

Production staff have begun cleaning, repairing, and replacing sample stands throughout the District. They are removing rust using wire wheels and then painting the stands in house. In April 2026, more sample stands were completed, and work will continue weekly.



Well 24

Well 24 was placed into stand-by status on November 19, 2025. The well will remain in stand-by status until further notice. The Cla-Val for flushing to waste has been adjusted and will not pump into the system.

Well 26A

Well 26A was placed back into service on April 16, 2026, and ran until April 20, 2026. The pump started producing a noise, so it was turned back off and L.O. Lynch was informed of the issue. The pump assembly was pulled and sent to the manufacturer for evaluation and warranty repair on April 22, 2026.

Existing Well 33 RES-BCT Solar Site

Repair work began on April 20, 2026. Work completed in the remainder of April 2026 included the following:

- Installed all OEM torque tubes
- Backfilled existing solar modules and replaced broken ones
- Installed all new 40 Maxeon-3 415W modules, including wire management and local QA/QC
- Tested the new strings (all passed)
- Installed new AC wiring and breaker for the new inverter
- Stowed Trk 5 and 1

Once repairs are completed, efforts to move forward with an RFP process for annual maintenance services of the solar site will resume.

Nancy Wright RWRP PPA Solar Project

The project was completed by the April 14, 2026, NEM 2.0 deadline. This allowed staff to complete the permission to operate (PTO) process which we received confirmation from SCE on the PTO.

New RES-BCT Solar Project

The application with SCE has been approved. Construction will begin following the Nancy Wright RWRP site. Work is tentatively scheduled to start on May 20, 2026, however, there may be delays with SCE's work schedule delaying the start for the solar contractor.



Water Report

Through continued development in the Desert Hot Springs area and at the request of new customers, water services are always being added. Below is a summary of new water services added each month.

New Service Connections to the Water System					
Fiscal Year	2025/26	2024/25	2023/24	2022/23	2021/22
July	18	9	5	6	18
August	19	14	14	28	19
September	8	6	19	22	23
October	26	2	4	16	33
November	3	25	9	10	27
December	8	6	5	9	9
January	3	1	5	26	14
February	31	59	3	14	8
March	16	37	6	29	19
April	20	64	11	24	6
May		54	9	16	19
June		7	3	5	1
Total	152	284	93	205	196

Additional water service connection information is provided in Appendix E.

As expected, the new water services increase the amount of water needed to be pumped; however, the weather and water conservation continue to be the primary factor in MSWD water production. The following table summarizes the MSWD water production by month.

Monthly Water Production (AF)							
	FY 2025/26	Variance from Prior Year		FY 2024/25	FY 2023/24	FY 2022/23	FY 2021/22
		AF	%				
July	812.67	-126.40	-13.46	939.07	789.99	751.79	796.57
August	789.94	-28.69	-3.50	818.63	737.74	850.19	839.93
September	762.89	-22.96	-2.92	785.85	675.06	716.03	738.65
October	674.64	-43.62	-6.07	718.26	709.23	691.98	665.18
November	531.93	-42.15	-7.34	574.08	629.05	599.39	679.85
December	666.21	19.13	2.96	647.08	529.99	554.27	565.48
January	541.35	-30.89	-5.40	572.24	556.57	530.39	580.28
February	521.99	12.91	2.54	509.08	458.69	490.41	527.34
March	685.32	121.04	21.45	564.28	560.24	500.37	601.44
April	679.09	74.45	12.31	604.64	649.67	552.34	624.07
May				645.40	696.24	726.25	745.36
June				769.02	700.11	682.09	730.02
Total	6,666.02	-67.19	-1.00	8,147.63	7,692.58	7,645.50	8,094.17

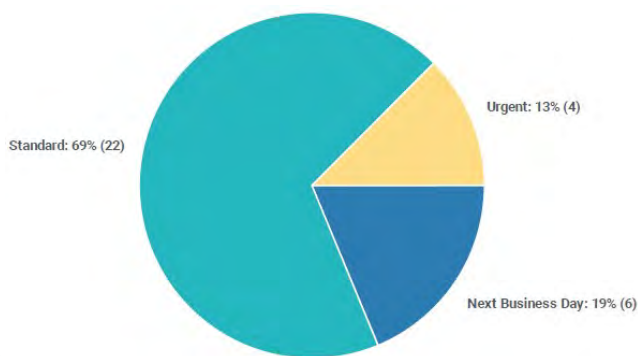
Additional water production information is provided in Appendix E.

APPENDIX A – Innovation & Technology Information

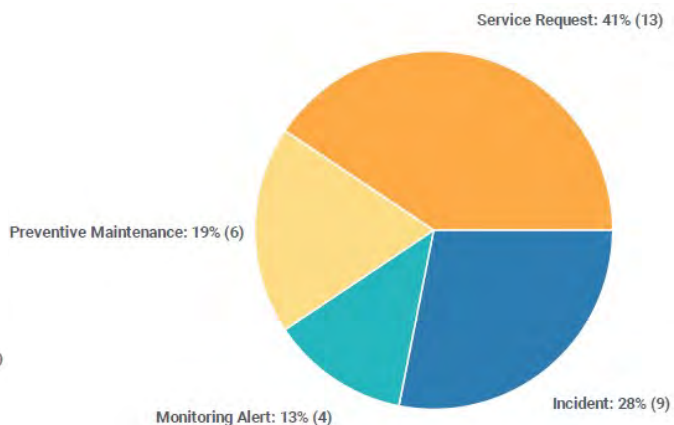
Mission Springs — April 2026 Client report

Client Activity Report and Analysis

Tickets received by Priority



Tickets received By Type



Client Service Rating	
Overall Satisfaction	—
Number of Service Requests	33
Number of Survey Responses	0
Response Rate	0%

Tickets Received	33
Tickets Closed	32
Ticket MTTR	0.51

Client Hours — April

Hours on SOs	90
Hours on Projects	6
Meeting Hours	0
TOTAL HOURS	96

Mission Springs — April 2026 Client report

April Client Meetings

Meeting Title	Topics	Time Allocated
N/A	• N/A	0

Client Pending Projects

Project Title	Purpose
Network Hardware	Upgrade Hardware to maintain cyber security resiliency
Client Server Updates	Update security servers
Server Replacement	Current servers at the end of life cycle

Client Email Filtering



APPENDIX B – Federal & State Legislative Information

Mission Springs Water District Federal Update

April 30, 2026

President Trump Releases Fiscal Year 2027 Budget Proposal

On April 3, President Trump released his FY27 budget request, proposing \$1.5 trillion in defense spending—the largest year-to-year increase since World War II—paired with a 10 percent cut to non-defense discretionary spending. Proposed discretionary funding levels by Department/agency include:

Department	FY27 Request	Change from FY26
Army Corps of Engineers	\$4.9 billion	−\$1.9 billion (−28.3%)
Agriculture	\$20.8 billion	−\$4.9 billion (−19%)
Commerce	\$9.2 billion	−\$1.3 billion (−12.2%)
Defense	\$1.45 trillion	+\$441 billion (+43.7%)
Education	\$76.5 billion	−\$2.3 billion (−2.9%)
Energy	\$53.9 billion	+\$900 million (+1.8%)
Environmental Protection Agency	\$4.2 billion	−\$4.6 billion (−52.4%)
Health and Human Services	\$110.5 billion	−\$15.4 billion (−12.2%)
Homeland Security	\$63 billion	−\$2.1 billion (−3.2%)
Housing and Urban Development	\$73.5 billion	−\$10.7 billion (−12.7%)
Interior	\$15.9 billion	−\$2.3 billion (−12.9%)
Justice	\$40.8 billion	+\$4.7 billion (+13%)
Labor	\$9.9 billion	−\$3.5 billion (−25.9%)
National Science Foundation	\$4 billion	−\$4.8 billion (−54.7%)
State and Other International Programs	\$35.6 billion	−\$15.5 billion (−30.4%)
Transportation	\$26.6 billion	+\$1.6 billion (+6.2%)
Treasury	\$11.5 billion	−\$1.5 billion (−11.7%)
Veterans Affairs	\$114.9 billion	+\$11.5 billion (+8.7%)

While the request is not binding, the President’s budget request traditionally signals the start of the annual appropriations process.

Fiscal Year 2027 Appropriations Update

The House Appropriations Committee has released its markup schedule (see table below), with subcommittee and full Committee markups running through late June. To date, four bills have cleared the full Committee: Agriculture–Rural Development–FDA, Financial Services–General Government, Military Construction–Veterans Affairs, National Security–State. The Senate Appropriations Committee has not yet released its markup schedule.

FY27 Appropriations Bill	House Subcommittee Allocation (in Billions)	House Subcommittee Markup Date	House Full Committee Markup Date
Agriculture–Rural Development–FDA	\$26.27	Passed on April 23 by a 10–7 vote	Passed on April 29 by a 35–25 vote
Commerce–Justice–Science	\$77.341	April 30	May 13
Defense		June 11	June 24
Energy–Water Development		May 15	May 20
Financial Services–General Government	\$25.298	Passed on April 17 by a 9–6 vote	Passed on April 22 by a 34–28 vote
Homeland Security		June 5	June 10
Interior–Environment		May 21	June 3
Labor–HHS–Education		June 5	June 9
Legislative Branch	\$7.3	April 30	May 13
Military Construction–VA	\$157	Passed on April 17 by a voice vote	Passed on April 21 by a 58–0 vote
National Security–State	\$47.32	Passed on April 23 by an 8–5 vote	Passed on April 28 by a 35–27 vote
Transportation–HUD		May 21	June 4

LEGISLATIVE ACTIVITY

House Passes Bill to Narrow EPA Role in Environmental Reviews. On April 16, the House passed the *Reducing and Eliminating Duplicative Environmental Regulations (RED Tape) Act (H.R. 6398)* by a 222–205 vote. The bill would amend Section 309 of the Clean Air Act to eliminate EPA's requirement to conduct a secondary review of environmental impact statements already completed by the responsible federal agency under NEPA. The bill's proponents argue that EPA's review role is duplicative given agencies' existing obligation to prepare their own environmental impact statements, particularly in light of a May 2025 Supreme Court decision affirming agencies' broad latitude in conducting environmental reviews. The bill now heads to the Senate, where it has been referred to the Committee on Environment and Public Works.

Three Members of Congress Resign Amid Misconduct Allegations. Three House members resigned in April amid separate misconduct allegations. On April 14, Representative Eric Swalwell (D-CA) resigned amid allegations of sexual assault and harassment. That same day, Representative Tony Gonzales (R-TX) resigned following acknowledgment of an affair with a staffer. On April 21, Representative Sheila Cherfilus-McCormick (D-FL) resigned before the House Ethics Committee was set to consider recommending her removal from Congress due to allegations of theft, money laundering, and campaign finance violations.

House Postpones Vote on Endangered Species Act Overhaul. The House postponed a scheduled April 22 floor vote on the *ESA Amendments Act of 2025* ([H.R. 1897](#)), which would modify the listing process for endangered and threatened species to expedite recovery timelines. House Majority Leader Steve Scalise indicated the House Republican Conference is working to address outstanding concerns and is aiming to reschedule the vote.

House Members Reintroduce Water Access and Affordability Act. On April 13, Representatives Rashida Tlaib (D-MI) and Debbie Dingell (D-MI) reintroduced the *Water Access and Affordability Act* ([H.R. 8254](#)), which would establish a Low-Income Drinking Water Assistance Program within EPA to provide financial assistance to low-income households, technical assistance to community water systems, and data collection and reporting. Key provisions include automatic enrollment for households in other income-qualified assistance programs, a prohibition on water service disconnections for program participants, debt relief, and water efficiency assistance. The bill would authorize \$20 billion annually for fiscal years 2027 through 2037.

FEDERAL AGENCY ACTIONS AND PERSONNEL CHANGES

Army Corps Releases FY26 Work Plan. On April 7, the U.S. Army Corps of Engineers released its [Fiscal Year 2026 Civil Works Work Plan](#), providing project-level detail on how the agency will allocate civil works funding appropriated under the Energy and Water Development Appropriations Acts, 2026, signed into law by President Trump on January 23. The Work Plan includes a new format that separately displays district salaries and expenses, a presentation the agency describes as for illustrative purposes and consistent with the administration's broader emphasis on cost transparency. It allocates \$150.4 million for Investigations, \$3.17 billion for Construction, \$6.01 billion for Operation & Maintenance, and \$531.6 million for Mississippi River and Tributaries.

DOJ Extends ADA Web Accessibility Compliance Deadlines for State and Local Governments. On April 20, the Department of Justice published an [interim final rule](#) (IFR) extending by one year the compliance deadlines for state and local governments under its April 2024 final rule establishing web content and mobile application accessibility standards under Title II of the *Americans with Disabilities Act*. The extended deadlines are April 26, 2027, for state and local governments with populations of 50,000 or more, and April 26, 2028, for local governments with populations below 50,000 and special district governments. DOJ cited overestimated technological capabilities, staffing and resource constraints, and concerns about litigation risk as justification for the extension. The IFR takes effect immediately but includes a

60-day public comment period closing June 22, 2026. DOJ indicated it plans to pursue a future notice-and-comment rulemaking to reassess the substantive requirements of the 2024 rule.

EPA and Federal Agencies Issue Cybersecurity Advisory for Water Sector. On April 7, the Environmental Protection Agency (EPA), the Federal Bureau of Investigation, the Cybersecurity and Infrastructure Security Agency (CISA), and the National Security Agency (NSA) issued a [joint advisory](#) warning U.S. water and wastewater systems of an urgent and ongoing cybersecurity threat from Iranian-affiliated cyber actors. The advisory reports that U.S. organizations have experienced exploitation and disruption of operational technology at drinking water and wastewater systems, including configuration wiping, software-based mechanical sensor tampering, and disruption of human machine interfaces. EPA encouraged water systems to consult available cybersecurity resources and to report suspicious activity to the FBI's Internet Crime Complaint Center or to CISA's Incident Reporting System.

EPA Releases WIFIA Annual Report. EPA has released its 2025 [annual report](#) for the Water Infrastructure Finance and Innovation Act (WIFIA) program. In 2025, EPA closed \$900 million in WIFIA loans supporting \$1.8 billion in water infrastructure projects, made 333 disbursements totaling nearly \$3.7 billion to borrowers for completed work, and received 30 letters of interest from communities across 12 states representing requests for over \$6 billion in WIFIA financing. Since the program's inception, EPA has closed 147 loans supporting \$49 billion in total water infrastructure investment, provided \$22 billion in total WIFIA financing, and disbursed \$12 billion to borrowers for eligible project costs across 30 states, creating an estimated 165,000 jobs and generating \$7.5 billion in savings for borrowers and ratepayers.

EPA Launches PFAS OUT Initiative. On April 14, EPA announced the PFAS OUTreach (PFAS OUT) [initiative](#), an outreach effort to help drinking water systems reduce exposure to PFOA and PFOS ahead of federal regulatory compliance deadlines. The initiative aims to directly engage approximately 3,000 drinking water systems nationwide that have known PFOA and PFOS challenges, providing location-specific information on available funding and technical assistance, including through EPA's RealWaterTA program.

EPA Releases Draft Sixth Contaminant Candidate List. On April 2, EPA released the [draft Sixth Contaminant Candidate List](#) (CCL 6), a tool under the *Safe Drinking Water Act* that drives research, funding, and future regulatory decisions on emerging threats in public water systems. For the first time, EPA has designated microplastics and pharmaceuticals as priority contaminant groups. The draft CCL 6 also includes per- and polyfluoroalkyl substances (PFAS), disinfection byproducts, 75 chemicals, and nine microbes. Alongside the CCL 6, EPA released human health benchmarks for 374 pharmaceuticals to help states, Tribes, and local water systems assess risk from pharmaceutical contamination. Comments are due June 5, 2026. EPA expects to finalize the list by November 17, 2026.

EPA Administrator Names Boeshaghi to Lead Office of Applied Science and Environmental Solutions. On April 20, EPA Administrator Zeldin [named](#) Teresa Boeshaghi as Associate Administrator of the Office of Applied Science and Environmental Solutions, which coordinates EPA's science enterprise and provides technical assistance to state and local

partners. Boeshaghi previously served as Deputy Assistant Administrator for Policy in EPA's Office of Land and Emergency Management.

EPA Reconstitutes Science Advisory Board. On April 17, EPA Administrator Lee Zeldin [announced](#) the selection of 36 members and a chair to reconstitute the EPA Science Advisory Board (SAB), which provides independent scientific and technical advice to the Administrator on matters underlying the agency's major policies and actions. Members were drawn from universities, state environmental agencies, and private sector scientific and engineering firms. The SAB was established in 1978 under the *Environmental Research, Development and Demonstration Authorization Act*.

EPA Recognizes Excellence in State Revolving Fund Projects. On April 8, EPA [recognized](#) 48 water infrastructure projects for excellence and innovation at the 2026 Council of Infrastructure Financing Authorities Summit on Water Infrastructure. Projects were recognized through two programs: the AQUARIUS program, which celebrated 22 drinking water projects financed in part by the Drinking Water State Revolving Fund, and the George F. Ames PISCES program, which recognized 26 wastewater and stormwater projects financed through the Clean Water State Revolving Fund. EPA also recognized three state SRF programs through a new State Excellence Recognition Program, with awards going to the Ohio EPA, Oklahoma Water Resources Board, and Indiana Finance Authority.

USGS Launches National Water Availability Assessment Tool. The U.S. Geological Survey (USGS) has [announced](#) the National Water Availability Assessment Data Companion, a new tool that allows water planners, businesses, and decision-makers to assess current and future water availability across approximately 80,000 watersheds nationwide. The tool integrates stream monitoring data, satellite observations, and climate modeling to provide detailed information on water supply and demand at the local level. According to USGS, approximately 8 percent of the U.S. population lives in areas where water demand consistently nears or exceeds naturally available supplies. USGS also found that 42 percent of the Mississippi Embayment faces demand nearing or exceeding natural supply due to intensive rice and cotton irrigation, while the Central and Southern High Plains, including parts of Kansas, Nebraska, Oklahoma, and Texas, face stress from limited precipitation and high irrigation demand.

##



Mission Springs Water District Sacramento Update

April 2026

During the month of April, the Legislature was focused on passing legislation out of policy committees before the deadlines at the end of the month. In addition to policy committee hearings, Senate and Assembly Budget Subcommittees held weekly hearings on the Governor's January Budget proposal.

We worked with the offices of Senator Ochoa Bogh and Assemblymember Greg Wallis on a funding request to support communities impacted by Chromium 6. Mission Springs' project costs were included in the budget request. We also met with Mission Springs' legislative delegation in Sacramento in early April to discuss Chromium 6 and other issues impacting the district.

Legislative Update

The end of April held the first major deadlines for legislation in 2026. Bills that failed to pass out of policy committee(s) prior to April 30 are now dead. Given this big deadline the Legislature held committee hearings that often went late into the night during April.

The next deadline is in mid-May when bills with any fiscal impact to the state, approximately 90% of all bills, must pass out of the Appropriations Committee.

On behalf of Mission Springs, we submitted support letters and provided verbal support for numerous bills during their policy committee hearings this month. We also worked with Mission Springs' staff to review amended bills to determine if the district should engage or change positions based on the amendments. We will continue to monitor all amended bills and flag for any potential impact on the district.

State Budget Update

There was a surprising amount of activity on the state budget front, all leading up to the Governor's release of his May Revise budget proposal in mid-May.

At the beginning of the month Governor Newsom told Assembly Democrats to expect additional budget cut proposals in the May Revise even though state revenues continue to come in higher than projected. These cuts would be on top of those enacted in last year's

budget and those already put forward in his January budget proposal. The Governor stated that he was going to be firm on not leaving a deficit and expressed that he has an obligation to have the back of the next Governor and the next Legislature.

On April 16, Senate Democrats released their budget proposal signaling the start of 2026-27 budget negotiations. The Senate's proposal, dubbed "[Foundation for the Future](#)," claims to stabilize the state's finances ahead of the next fiscal year that begins July 1, 2026. Their plan is built around three pillars: 1) increase the Rainy Day Fund reserves; 2) maintain funding for essential programs including housing, healthcare, and education; and 3) reduce the long-term structural deficit.

To address the deficit, Senate Democrats are proposing the "Fair Share Contribution," a new tax levy on the top 1-2% of large corporations that do not provide healthcare coverage to their employees. The Senate argues that roughly 42% of Medi-Cal enrollees are full-time workers whose employers do not offer insurance, effectively shifting up to \$8 billion in healthcare costs onto taxpayers.

Finally, on April 28 the nonpartisan Legislative Analyst's Office (LAO) [released a bleak report](#) on the state budget outlook. According to the LAO state spending has increased \$100 billion since 2020 and the state's revenues have not come close to matching its expenditures. This leads to a projected structural deficit of between \$20 and \$30 billion for the next several years.

APPENDIX C – Public Affairs Information



Because water conservation matters
THEN, NOW, ALWAYS.

FIX A LEAK

Find It. Fix It. Share It.

TAKE THE CHALLENGE

It Only Takes
10 Minutes!

Did You Know?

Easy-to-fix household leaks waste nearly 1 trillion gallons of water every year across the United States. The average home leaks almost 10,000 gallons annually, enough water to wash 300 loads of laundry and potentially add 10% or more to your water bill. In drought-prone Southern California, every drop matters.



Put on your detective hat and help Mission Springs chase down leaks, one home at a time. Check your home for common water leaks that are often easy and inexpensive to fix, including:

- Running or leaking toilets
- Dripping faucets
- Leaky showerheads
- Outdoor irrigation issues

STEP 1

Try the Toilet Tab Test

You can use food coloring or stop by our offices and ask our friendly customer service team for FREE dye tabs

1. Drop the tablet or food coloring drops into the toilet tank (not the bowl).
2. Wait 10 minutes without flushing.
3. If color appears in the bowl, you've found a leak!
4. Flush after the test to prevent staining.

A leaking toilet can waste hundreds of gallons of water per day, fixing it is one of the fastest ways to save water and money.

STEP 2

Check for Other Common Leaks

While you wait, take a quick walk around your home and look for:

- Dripping faucets or showerheads
- Water pooling under sinks or appliances
- Outdoor spigots that drip when turned off
- Broken or misdirected sprinklers

Many fixes are simple, and when needed, a licensed plumber or irrigation professional can help.

STEP 3

Share the Challenge!

We want to see Mission Springs residents in action! Take the Mission Springs Challenge by sharing a photo or video of you:

- Dropping the toilet tab
- Checking for leaks
- Fixing a leak you found

Post on social media and tag us using: [#MSWD](#) [#MSWDChallenge](#) [#FindALeak](#) [#FindALeakChallenge](#)

Working Together for Water

By finding and fixing leaks at home, Mission Springs residents help:

- Reduce water waste
- Protect local water supplies
- Lower household water bills
- Support long-term water reliability in our region

Thank you for doing your part, every leak fixed makes a difference.

Take the Mission Springs Leak Challenge, a quick, easy way to protect our local water supply and save money at home.

Checklist for Chasing Down Leaks

Here are some of the places leaks may be hiding in your home.

Some leaks require a simple fix—a worn toilet flapper, loose pipe connection, or showerhead with stray spray. But you may want to consult a licensed plumber to stop your running toilet, broken sprinklers, water heater drips, or malfunctioning water supply lines. Take a quick inventory of clues to water waste:

IN THE BATHROOM

- Toilets: Listen for running water and conduct the food coloring test described on the first page.
- Faucets: Listen for drips and turn on the tap to check for water going the wrong direction.
- Showerheads: Turn on and look for drips or stray sprays that can be stopped with tape.
- In the tub: Turn on the tub, then divert the water to the shower and see if there's still a lot of water coming from the tub spout; that could mean the tub spout diverter needs replacing.
- Under the sink: Check for pooling water under pipes and rust around joints and edges.

IN THE KITCHEN

- Faucet: Listen for drips and tighten aerators or replace fixtures if necessary.
- Sprayer: Check to make sure water is spraying smoothly and clean openings as needed.
- Under the sink: Check for pooling water under pipes and rust around joints and edges.
- Appliances: Check for pooling water underneath dishwashers and refrigerators with ice makers, which could indicate a supply line leak.

IN THE LAUNDRY OR UTILITY ROOM

- Under the sink: Check for pooling water under pipe connections.
- Clothes washer: Check for pooling water, which could indicate a supply line leak.


IN THE BASEMENT OR UTILITY ROOM

- Water heater: Check beneath the tank for pooling water, rust, or other signs of leakage.

DON'T FORGET TO GO OUTSIDE

- At the spigot: Ensure tight connections with the hose and see if the hose washer needs replacing.
- In-ground irrigation system: Check for broken sprinklers or nozzles spraying in the wrong direction. You may want to consult an irrigation auditor certified by a WaterSense labeled program to improve system efficiency:
www.epa.gov/watersense/find-pro.

FOR THE KIDS



Kids aren't just the leaders of tomorrow, they're the dreamers and doers of today. "Test Your WaterSense" and try other fun activities at Flo's Kids Zone at:
www.epa.gov/watersense/watersense-kids.

THROUGHOUT THE HOUSE

Check for signs of moisture or mold on your walls, ceilings, or floors. This could indicate that a pipe is wreaking havoc behind the scenes and requires the attention of a professional.

If you want to do a more detailed investigation for leaks, check out the Arizona Municipal Water Users Association Smart Home Water Guide at www.smarthomewaterguide.org.

If any of your fixtures needs replacing, remember to look for the WaterSense label when purchasing plumbing products. WaterSense labeled products are independently certified to use at least 20 percent less water and perform as well or better than standard models.

For more information, visit www.epa.gov/watersense/fix-leak-week.

MARK AN X FOR LEAKS



This campaign is inspired by Fix a Leak Week, a national water-saving initiative led by the U.S. Environmental Protection Agency's WaterSense® Program. Learn more about Fix a Leak Week and water-saving tips at epa.gov/watersense/fix-leak-week



CVWC Digital Marketing Report

Website, Social, and Marketing Performance

Apr 1–30, 2026

by Hunter | Johnsen

Google Ads Campaigns

 **DISPLAY AD IMPRESSIONS**
CV Water Counts

34,032

 **SEARCH AD IMPRESSIONS**
CV Water Counts

1,968

 **VIDEO IMPRESSIONS**
CV Water Counts

93,921

 **Clicks**
CV Water Counts

1,575

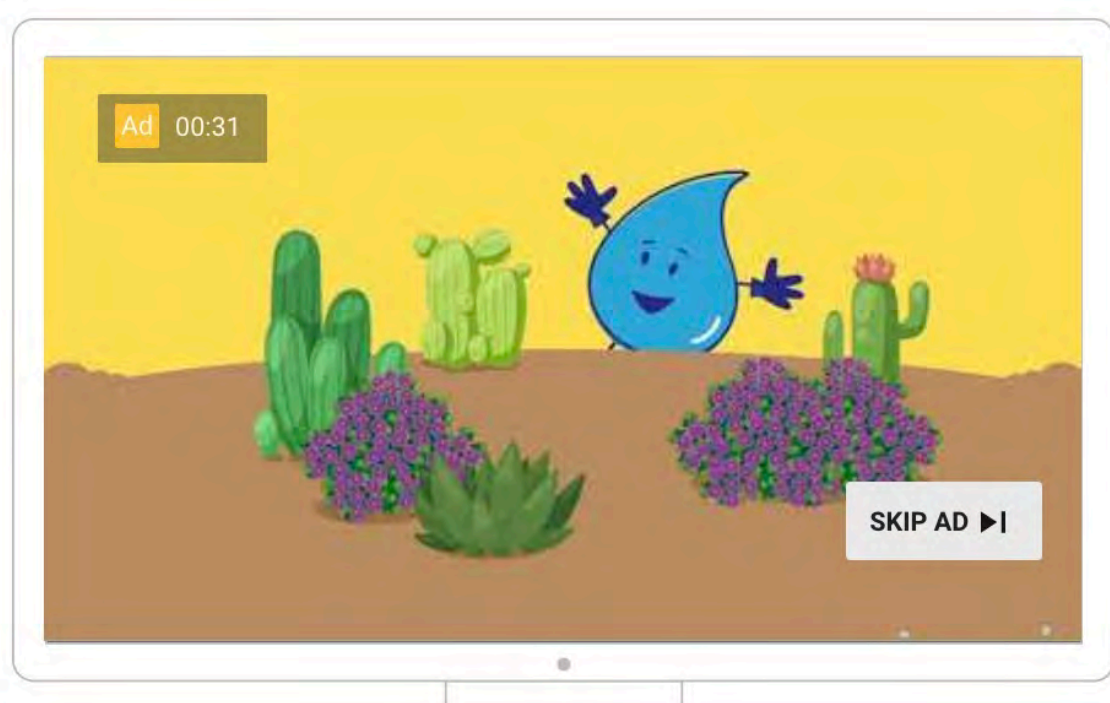
 **GOOGLE PROGRAMMATIC DISPLAY AD CAMPAIGN PERFORMANCE**
CV Water Counts

Campaign name	Clicks	Impr.
CV Water Counts Spanish April 2026	585	19,998
CV Water Counts April 2026	683	14,034
	1,268	34,032



 **GOOGLE YOUTUBE VIDEO AD CAMPAIGN PERFORMANCE**
CV Water Counts

Account name	Impr.	Engagements	Video views	Clicks
CV Water Counts	93,921	54,190	53,214	131
CVWC Video - April (Spanish)	50,130	31,130	28,967	75
CVWC Video - April 2026	43,791	23,060	24,247	56
	93,921	54,190	53,214	131




**GOOGLE ADS PAID SEARCH CAMPAIGN PERFORMANCE**

CV Water Counts

Campaign	Clicks	Impr.
CVWC search	176	1,968
	176	1,968

Facebook Ad Campaigns

FACEBOOK AD PERFORMANCE
Hunter Johnsen

Ad preview	Link Clicks	Impr.	Reach	Frequency	Page engagement
 <p>CVWC - April 2026 www.instagram.com Our Conservation Tip of the Month is Repair Drips and Leaks. A leak as small as the tip of a pen can waste more than 200 gallons per day. 💧 ...</p>	439	43,858	16,369	2.68	639
	439	43,858	16,369	2.68	639

Website Information

Users
CV Water - CV Water Counts - GA4

2,559

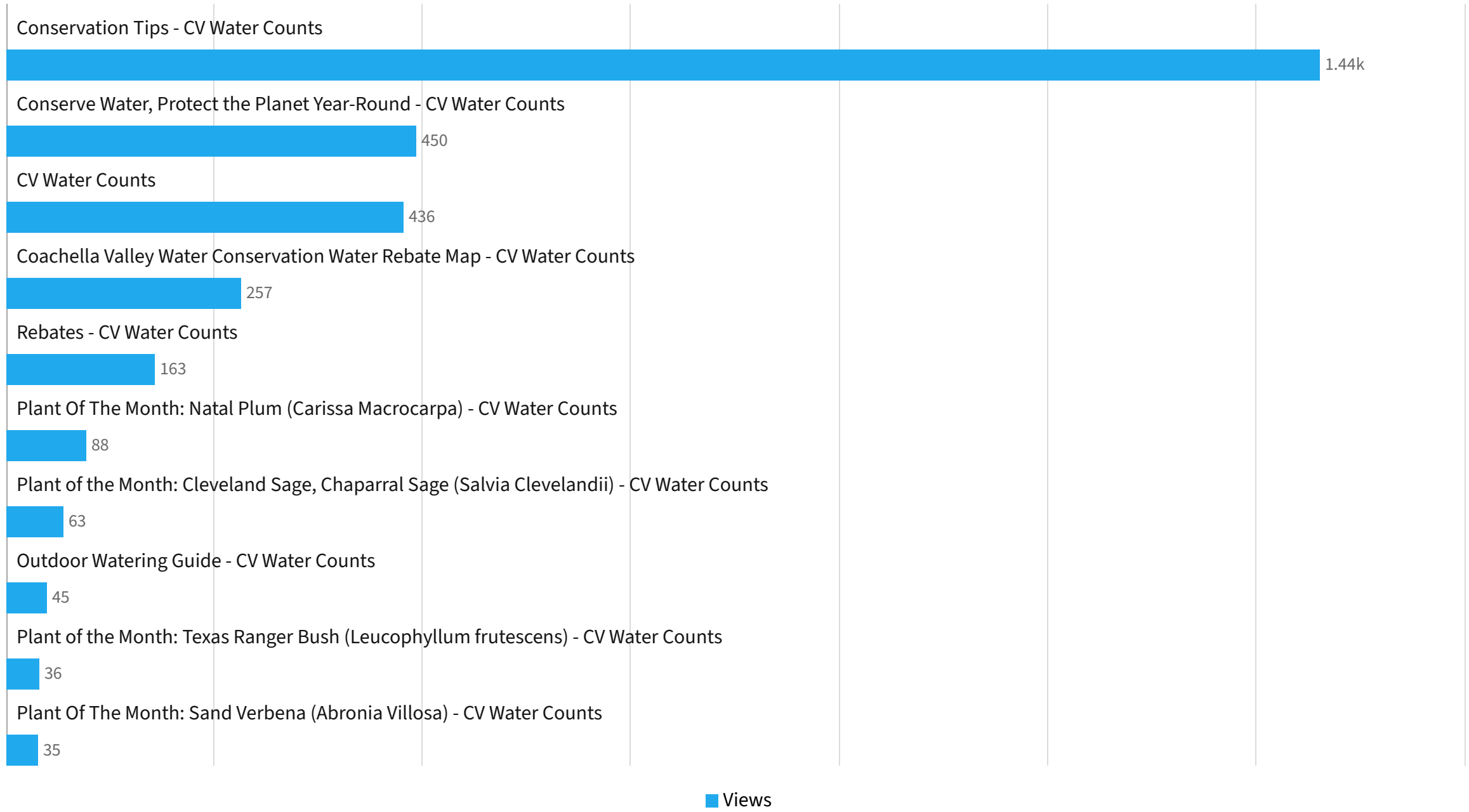
Sessions
CV Water - CV Water Counts - GA4

3,090

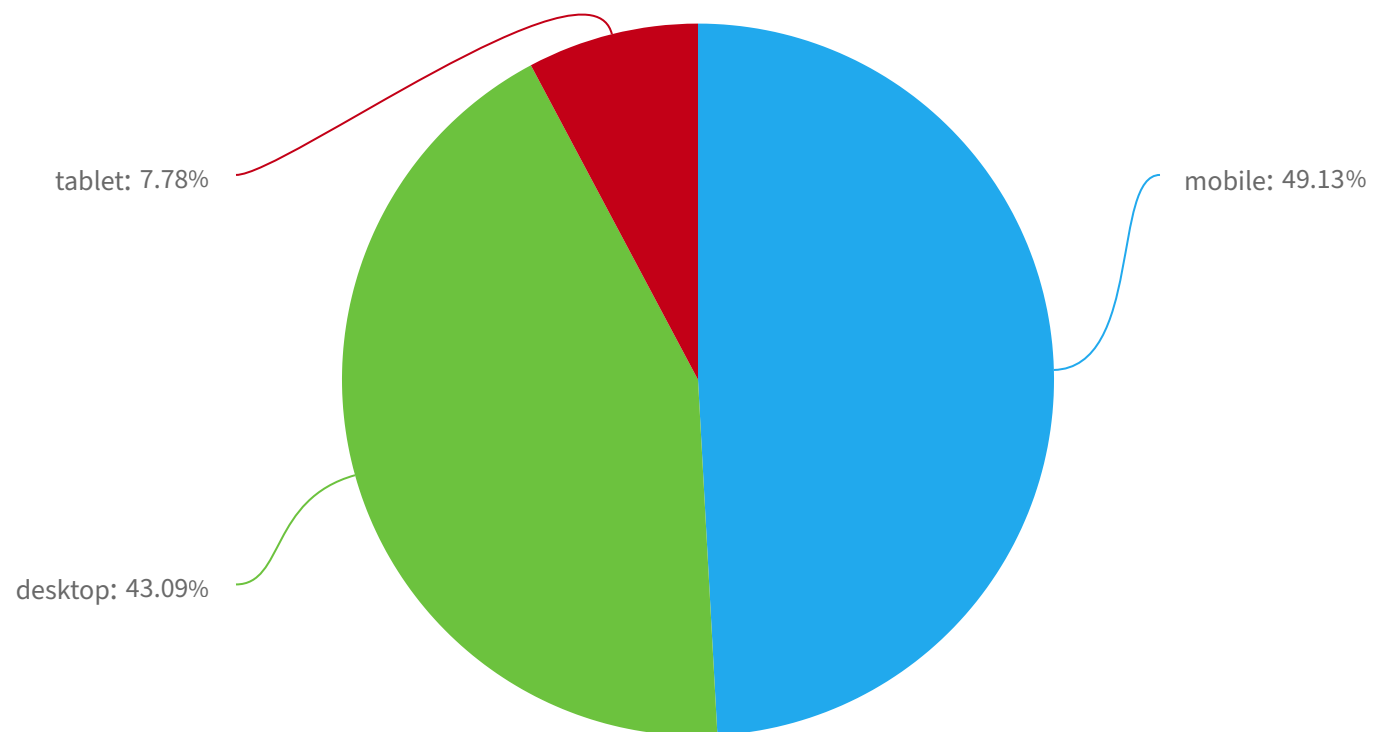
PAGEVIEWS
CV Water - CV Water Counts - GA4

4,007

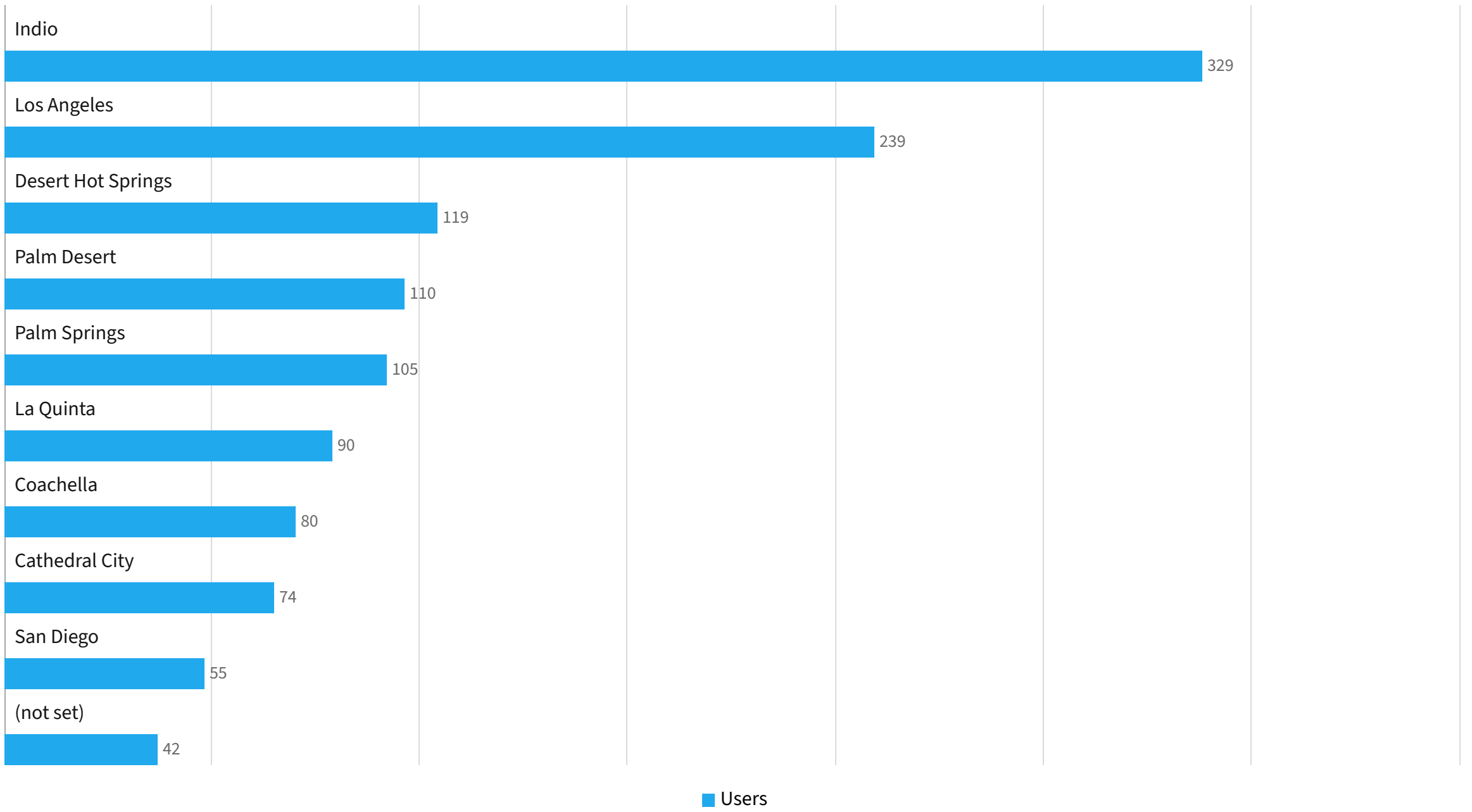
Views by Page title and screen class
CV Water - CV Water Counts - GA4



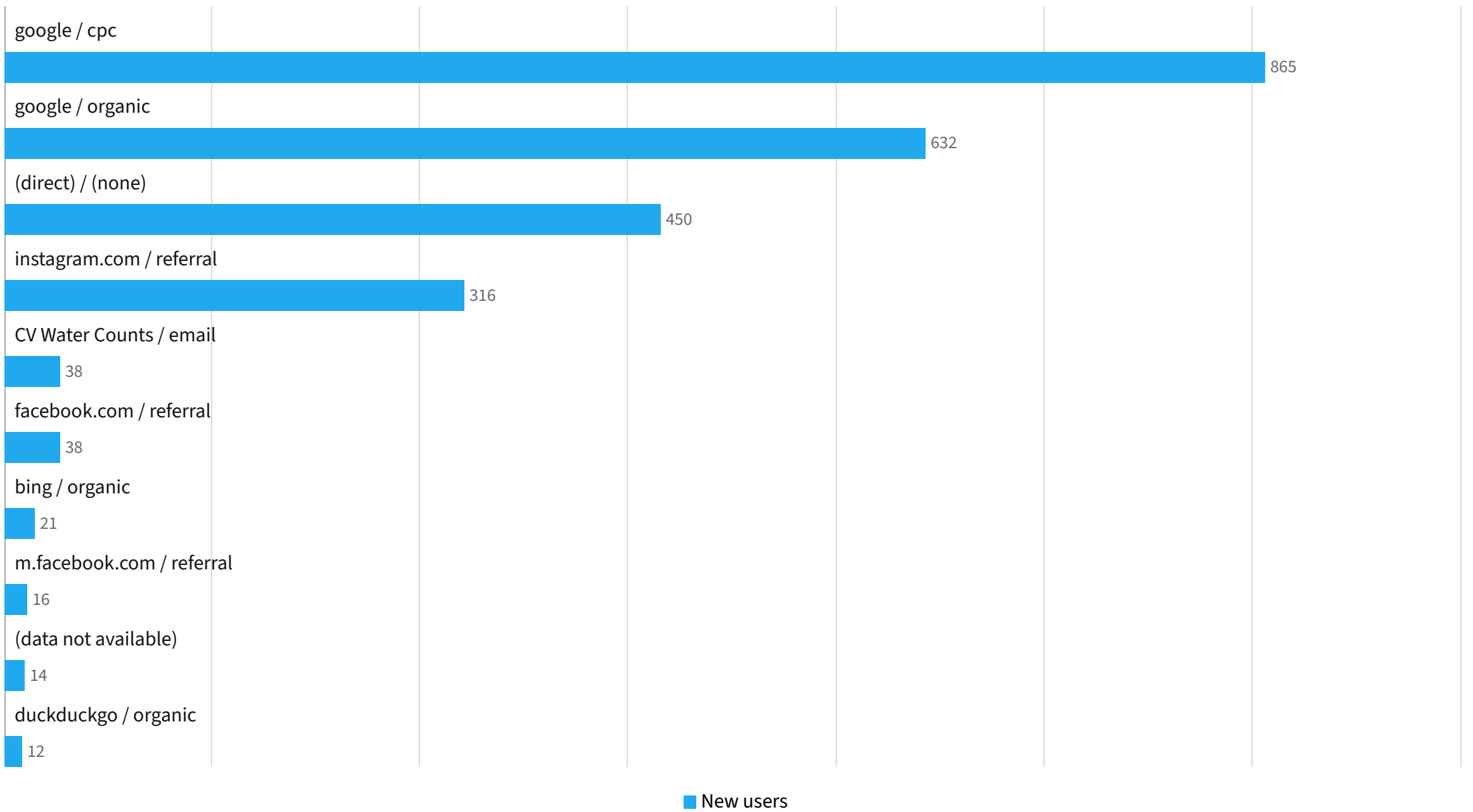
Engaged sessions by Device category
CV Water - CV Water Counts - GA4



Users by City
CV Water - CV Water Counts - GA4



New users by First user source / medium
CV Water - CV Water Counts - GA4



Month performance
Last 6 months: CV Water - CV Water Counts - GA4

Month	New users	Engaged sessions	Engagement rate	Sessions per User	Average engagement time
April 2026	2,451	1,093	35.4%	1.21	22s
March 2026	3,513	1,378	28.4%	1.33	24s
February 2026	2,774	1,049	29.1%	1.26	16s
January 2026	3,569	1,427	30.0%	1.3	20s
December 2025	2,830	1,335	34.8%	1.31	21s
November 2025	2,897	1,309	35.8%	1.23	20s
	18,034	7,888	32.7%	1.33	21s

Organic Search

Query performance

cvwatercounts.com/

Query	Impr.	Clicks	CTR	Avg. position
natal plum	6,958	14	0.2%	1.17
golden barrel cactus	6,345	6	0.09%	1.23
carissa macrocarpa	4,925	6	0.12%	1.22
echinocactus grusonii	4,664	6	0.13%	1.22
barrel cactus	4,155	2	0.05%	1.57
asiento de suegra	2,525	4	0.16%	1
cuscinò della suocera	2,457	1	0.04%	1
cleveland sage	2,153	10	0.46%	1.49
hesperaloe parviflora	1,801	0	0%	1.78
金鯨 サボテン	1,798	0	0%	1.01
	114,751	202	0.18%	13.5

Page performance

cvwatercounts.com/

Page	Impr.	Clicks	CTR	Avg. position
https://cvwatercounts.com/plant-of-the-month-golden-barrel-cactus-echinocactus-grusonii/	58,528	73	0.12%	1.36
https://cvwatercounts.com/plant-of-the-month-natal-plum-carissa-macrocarpa/	20,869	50	0.24%	2.25
https://cvwatercounts.com/plant-of-the-month-cleveland-sage-chaparral-sage-salvia-clevelandii/	5,895	27	0.46%	2.61
https://cvwatercounts.com/ten-ways-to-help-protect-our-groundwater/	4,730	15	0.32%	5.39
https://cvwatercounts.com/plant-of-the-month-desert-marigold-baileya-multiradiata/	4,388	9	0.21%	5.62
https://cvwatercounts.com/plant-of-the-month-texas-ranger-bush-leucophyllum-frutescens/	4,384	9	0.21%	9.57
https://cvwatercounts.com/plant-of-the-month-sand-verbena-abronia-villosa/	4,223	19	0.45%	3.33
https://cvwatercounts.com/where-does-the-coachella-valley-water-come-from/	3,301	22	0.67%	5.92
https://cvwatercounts.com/toilet-leaks-can-be-very-costly-find-out-if-you-have-a-leak/	3,186	7	0.22%	8.17
https://cvwatercounts.com/plant-of-the-month-queens-wreath-coral-vine-antigonon-leptopus/	3,134	14	0.45%	7.08
	189,428	597	0.32%	10.62


Facebook Information

 **Impressions**
CV Water Counts


14,976

 **Reach**
CV Water Counts


7,129

 **Follows**
CV Water Counts


1

 **Unfollows**
CV Water Counts

1

 **Post engagement**
CV Water Counts


187









 **Total page views**
CV Water Counts












95

 **Page likes**
CV Water Counts

3,928

 **Post performance**
CV Water Counts

Post	Date	Reach	Likes
 Desert Water Agency was founded in 1961 as a groundwater management agency in the western Coachella Valley and...	April 30, 2026	14	2
 If you see a broken pipe or sprinkler, report the leak to the property owner, or your local water agency—and help prevent...	April 29, 2026	57	4
 Take a moment to watch how you can help protect our most precious resource. 🔍🔧 #WaterWiseWednesday...	April 29, 2026	80	3
 Looking to reduce your outdoor water use while still enjoying a beautiful, vibrant landscape? Replacing traditional turf with...	April 27, 2026	9	2
 Heading to Stagecoach this weekend? Be sure to stay hydrated and bring a reusable water bottle while enjoying the music and...	April 24, 2026	20	3
 Looking to add color, texture, and water efficiency to your landscape? The Texas Ranger Bush —also known as Texas Sage or...	April 23, 2026	12	2
 When washing your car at home, use an automatic shutoff nozzle to control water flow and avoid unnecessary waste. 🚗💧 For...	April 22, 2026	15	2
 Get water-saving tips, local updates, and conservation news delivered right to your inbox! 💧 Sign up for the CV Water...	April 22, 2026	17	2
		6,312	51

Post	Date	Reach	Likes
 <p>Desert Water Agency (DWA) adopted its first Five-Year Strategic Plan that sets a clear path for the future, and formalizes its missio...</p>	April 18, 2026	10	2
 <p>Did you know that pouring fats and oils down your sink can clog sewer lines and create messy #FatBergs? Help prevent...</p>	April 17, 2026	22	2
 <p>Happy National Laundry Day. Consider upgrading your washing machine, dishwasher or toilets to newer water-efficient models...</p>	April 15, 2026	33	4
 <p>It's the perfect time to get outside, refresh your landscape, and make water-wise choices that will benefit your yard all year long. A...</p>	April 14, 2026	16	3
 <p>If you or someone you know needs help paying a water bill, assistance may be available through the Help2Others program. 💧🙌...</p>	April 11, 2026	21	2
 <p>Heading out to Coachella this weekend? Hydration is key when temperatures rise here in the desert—so drink water regularly...</p>	April 10, 2026	37	2
 <p>Skip the pre-rinse. Scraping food off dishes instead of rinsing them before loading the dishwasher can save gallons of water every day...</p>	April 8, 2026	18	4
 <p>Sustainable gardening helps you gr beautiful plants and fresh vegetable protecting the health of your soil ar ecosystem. Interested in starting a ;</p>	April 7, 2026	18	3
 <p>Earth Day takes place on April 22, but conservation always matters. Changing small water habits all year long can make a big...</p>	April 3, 2026	16	2
 <p>CV Water Counts updated their https://www.facebook.com/cvwate</p>	April 2, 2026	14	3
 <p>Our Conservation Tip of the Month is Repair Drips and Leaks. A leak as small as the tip of a pen can waste more than 200 gallons per day. ...</p>	April 1, 2026	5,883	4
		6,312	51

Instagram Information

 **Views**
CV Water Counts

35,932











 **Likes**
CV Water Counts


20

 **Followers (lifetime)**
CV Water Counts

263

 **Post performance**
CV Water Counts

Post	Views	Engagement	Reach	Saved
 <p>Take a moment to watch how you can help protect our most precious resource. 🔍🔧 #WaterWiseWednesday...</p>	126	1	120	0
 <p>Happy National Laundry Day. Consider upgrading your washing machine, dishwasher or toilets to newer water-efficient models...</p>	73	1	62	0
 <p>Heading out to Coachella this weekend? Hydration is key when temperatures rise here in the desert—so drink water regularly...</p>	49	6	34	0
 <p>Our Conservation Tip of the Month is Repair Drips and Leaks. A leak as small as the tip of a pen can waste more than 200 gallons per day. ...</p>	19	2	8	0
 <p>Heading to Stagecoach this weekend? Be sure to stay hydrated and bring a reusable water bottle while enjoying the music and...</p>	17	2	8	0
 <p>Skip the pre-rinse. Scraping food off dishes instead of rinsing them before loading the dishwasher can save gallons of water every day....</p>	15	2	8	0
 <p>Get water-saving tips, local updates, and conservation news delivered right to your inbox! 💧 Sign up for the CV Water...</p>	14	1	6	0
 <p>If you or someone you know needs help paying a water bill, assistance may be available through the Help2Others program. 💧🙌...</p>	14	1	8	0
 <p>If you see a broken pipe or sprinkler, report the leak to the property owner, or your local water agency—and help prevent...</p>	13	1	10	0
 <p>Did you know that pouring fats and oils down your sink can clog sewer lines and create messy #FatBergs? Help prevent...</p>	13	2	6	0
	362	20	275	0

Post	Views	Engagement	Reach	Saved
 <p data-bbox="365 201 743 350">When washing your car at home, use an automatic shutoff nozzle to control water flow and avoid unnecessary waste. 🚗💧 For...</p>	9	1	5	0
	362	20	275	0

E-Blast Information

Campaign performance

CV Water Counts

Campaign	Send Time	Emails Sent	Unique Opens	Total Opens	Open Rate	Industry Open Rate	Total Clicks	Click Rate	Industry Click Rate	Unsubscribe Count
CV Water Counts - Water Watch Newsletter - April 2026	Wednesday, April 1, 2026 10:00 AM	808	403	749	49.88%	17.51%	126	5.87%	1.07%	2
		808	403	749	49.88%	17.51%	126	5.87%	1.07%	2



MSWD Digital Marketing & Website Report

Website, Social, and Marketing Performance

Apr 1-30, 2026



Google Ads Campaigns

 Impressions
MSWD

193.43K

 Clicks
MSWD

271

 CTR
MSWD

0.14%

 Campaign performance
MSWD

Campaign	Impr.	Clicks	CTR
MSWD Fix a Leak Challenge 2026	117,914	196	0.17%
MSWD Help2Others April 2026	75,512	75	0.1%
	193,426	271	0.14%

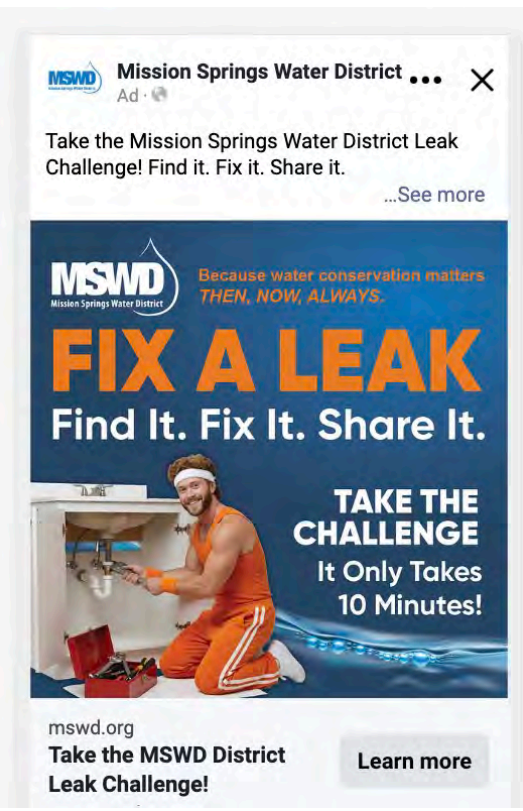



Meta Campaign Performance

Includes Facebook and Instagram campaigns

 **Campaign performance**
MSWD

Campaign	Link Clicks	Impr.	Reach	Page Likes
MSWD Fix a Leak Challenge 2026	217	146,982	84,941	0
MSWD Help 2 Others - April 2026	93	48,378	22,183	0
	310	195,360	88,300	0



Website Information

Users
www.mswd.org - http://www.ms...

5,244

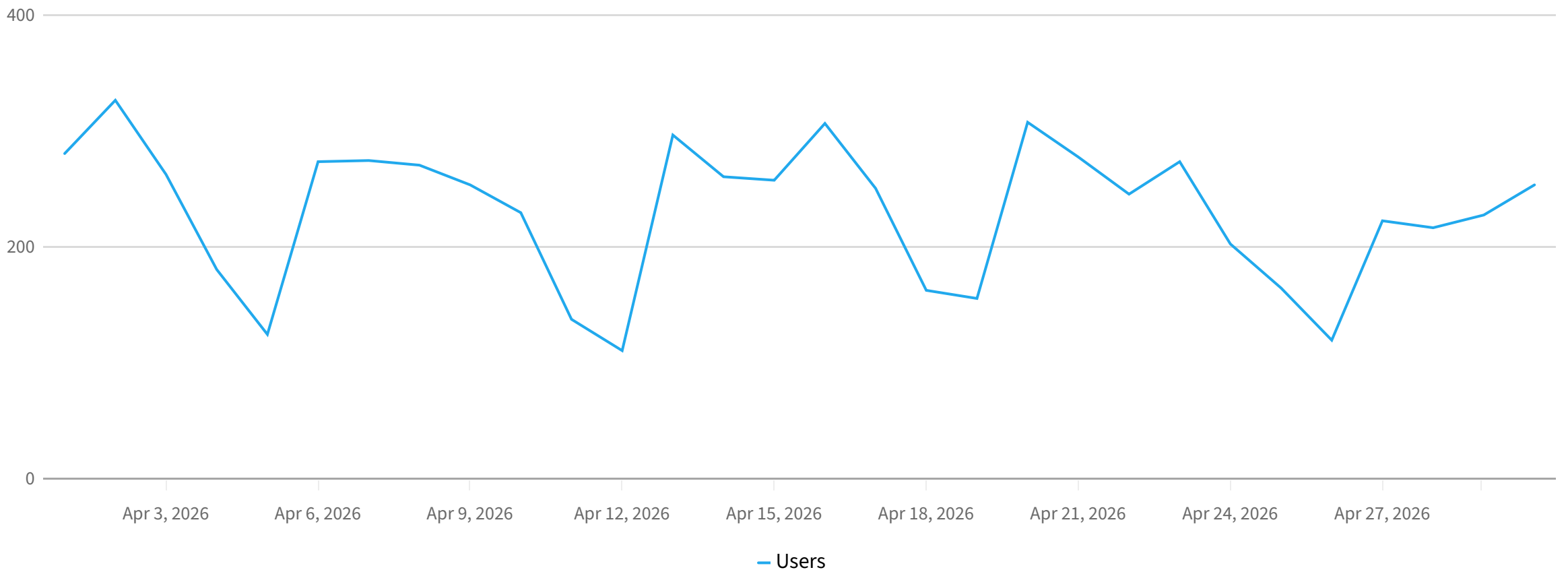
Views
www.mswd.org - http://www.ms...

18,165

Engaged sessions
www.mswd.org - http://www.ms...

5,785

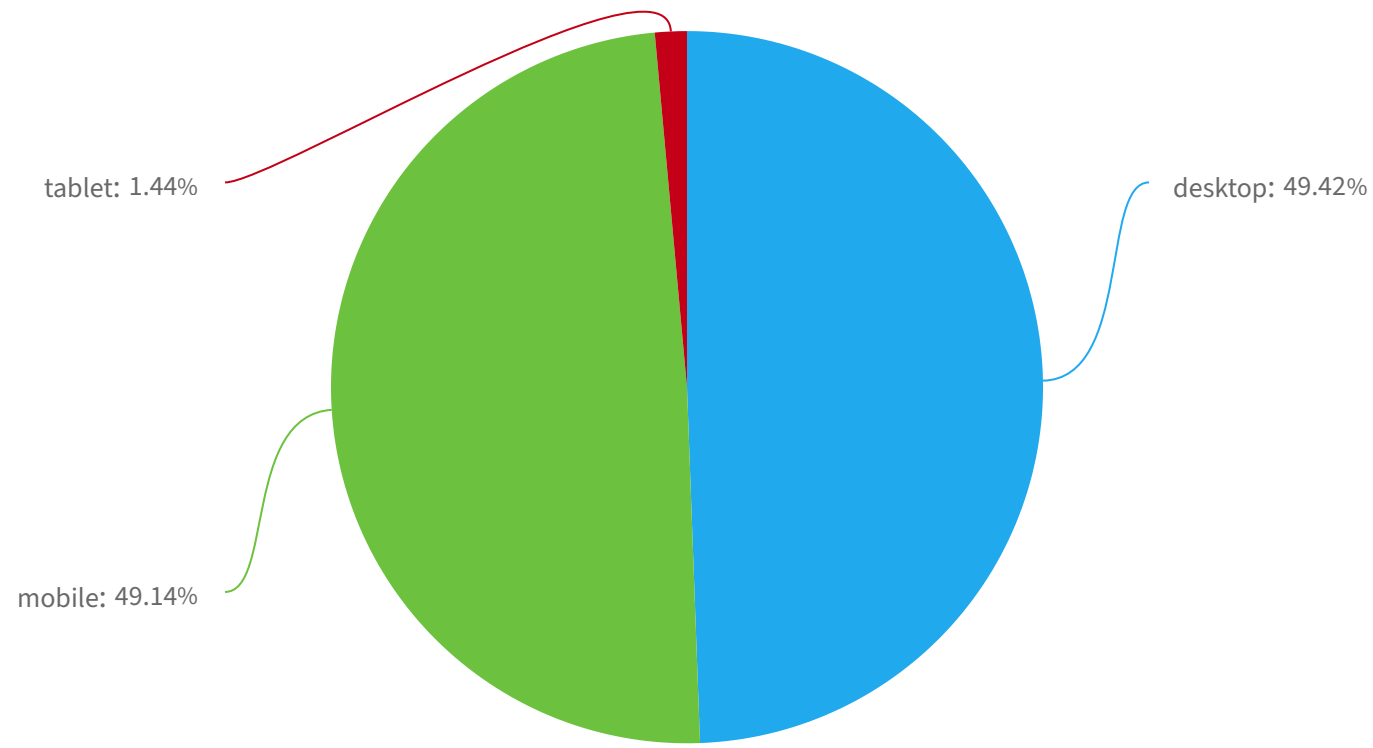
Users by Day
www.mswd.org - http://www.mswd.org - GA4



Page path performance
www.mswd.org - http://www.mswd.org - GA4

Page path	Views	Views per user	Users	Engaged sessions	Sessions per User	Average engagement time
/	5,000	1.73	2,870	3,948	1.54	19s
/mswd/page/customer-portal	4,283	1.79	2,371	3,187	1.59	14s
/jobs	710	2.7	261	356	1.73	7s
/mswd/page/online-payment-system	667	1.59	418	432	1.22	30s
/mswd/page/bill-pay-options	584	1.35	429	410	1.23	24s
/mswd/page/take-mission-springs-water-district-leak-challenge-find-it-fix-it-share-it	532	1.22	433	124	1.13	10s
/mswd/page/application-water-service	473	2.54	184	240	1.61	4m 38s
/mswd/page/careers	364	1.73	211	334	1.67	21s
/meetings	302	2.7	112	219	2.26	43s
/mswd/page/startstop-water-service	291	1.53	190	238	1.29	28s
	18,165	3.42	5,244	5,785	1.68	1m 1s

Engaged sessions by Device category
www.mswd.org - http://www.mswd.org - GA4

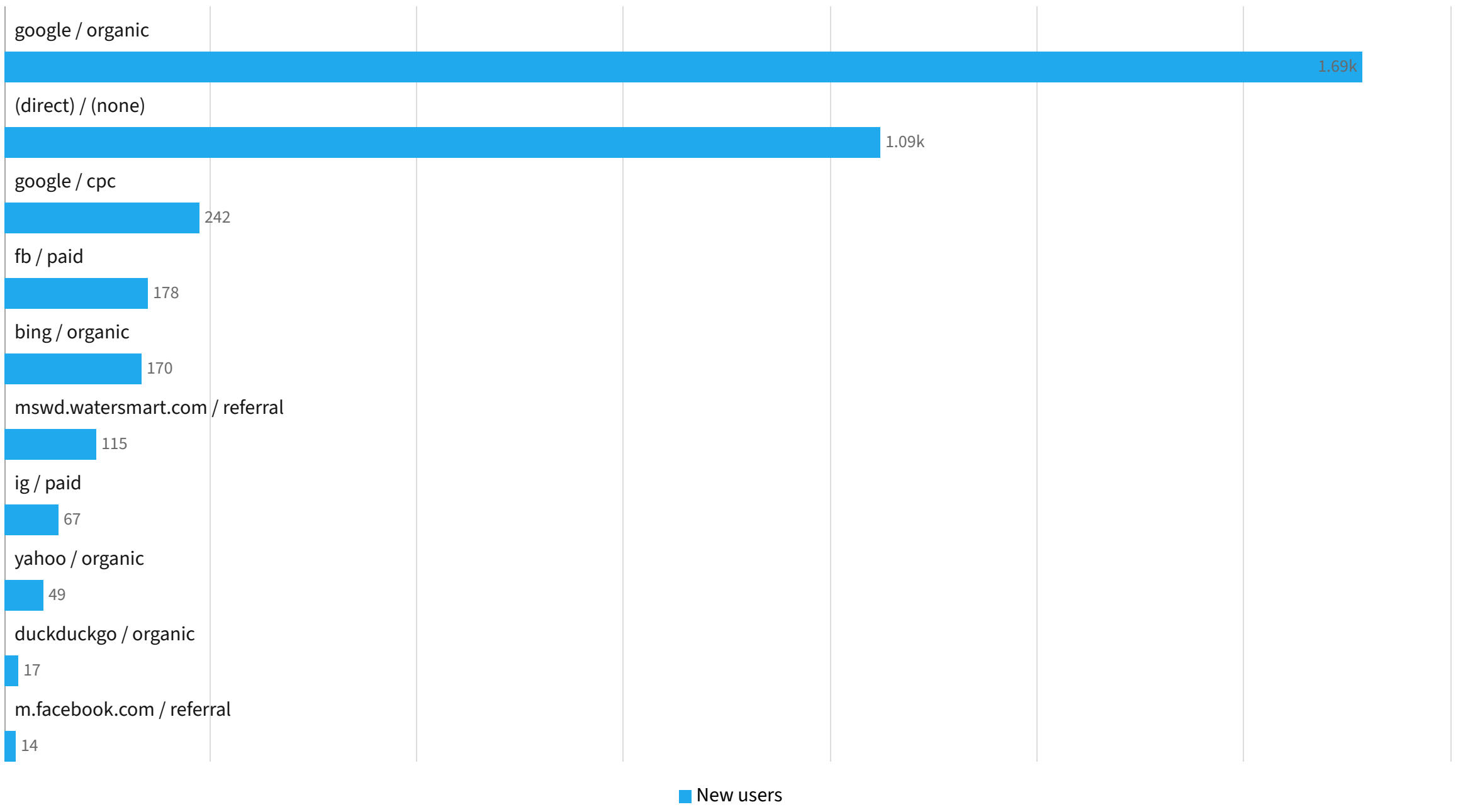


Users by City
www.mswd.org - http://www.mswd.org - GA4

City	Users
Desert Hot Springs	982
Los Angeles	959
Indio	234
La Quinta	173
San Diego	173
Palm Springs	122
(not set)	96
Cathedral City	82
(not set)	71
Palm Desert	69
	5,244

New users by First user source / medium

www.mswd.org - http://www.mswd.org - GA4



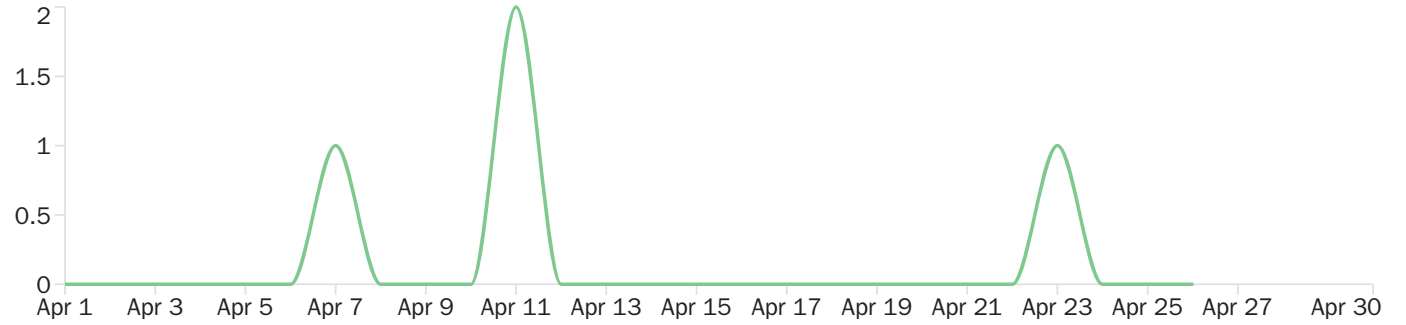
Loom.ly Account Overview (April 1 - 30, 2026)

Total Clicks

6

+1 (20.0%)

Clicks Over Time



Click Sources



● Other ● Facebook

Click Locations



● Viet Nam ● United States of America

Facebook Account Overview (April 1 - 30, 2026)

Posts Published

20

+3 (17.6%)

Total Likes

1,530

+6 (0.4%)

Total Views

164,791 -57,073 (-25.7%)

Organic Views

10,203 +4,250 (71.4%)

Paid Views

154,588 -61,323 (-28.4%)

Video Views

205 -145 (-41.4%)

3 Most Viewed Posts



Worker Wednesday

Big news! Congratulations to Richard Andrade on his promo...

949



Post 51271626

Behind the scenes and hard at work!
Our Collections Tea...

700



Special Districts Week

Did you know that MSWD is a special district? 💧
Special ...

592

3 Most Shared Posts



Blood Drive Promo

Join us for our spring blood drive and save lives! 🩸
Sig...

10



Post 51649161

Your Rates at Work 🚧💧
What to Expect:
Starting tomorrow...

4



1

3 Least Viewed Posts



+1

33



50



54

3 Least Shared Posts



April Fools Kit Kat

Our thoughts are with Kit Kat during this very challengin...

0



0



0









Likes By Country









1. United States of America (1,531 likes)
2. Mexico (19 likes)
3. France (4 likes)
4. India (4 likes)
5. Canada (3 likes)







Likes By City







1. Desert Hot Springs, CA (676 likes)
2. Cathedral City, CA (67 likes)
3. Indio, CA (62 likes)
4. La Quinta, CA (51 likes)
5. Palm Springs, CA (51 likes)











Facebook Post Metrics (April 1 - 30, 2026)




Date	Format	Post	Labels	Impressions	Reactions	Comments	Shares	Clicks	Video Views
April 28, 2026 6:06 PM PDT	 Image	 Post 51649161 Your Rates at Work 🚧💧 What to Expect: Starting tomorrow, Wednesday, April 29, temporary traffic controls will be in place on Mission Lakes Blvd., east of Indian Canyon, to safely accommodate disc...		236	13	0	4	16	0
April 25, 2026 11:14 AM PDT	 Multi-Image	 +4 We are at Cabot's Pueblo Museum celebrating Earth Day today, come join us and tour the amazing museum, and see the Desert Hot Springs REAL Academy's 3-D print model of our aquifer. The wind is dyin...		526	12	0	0	61	0
April 25, 2026 10:15 AM PDT	 Multi-Image	 +1		33	3	0	0	1	0
April 25, 2026 10:15 AM PDT	 Image			50	4	0	0	1	0

Date	Format	Post	Labels	Impressions	Reactions	Comments	Shares	Clicks	Video Views
April 24, 2026 12:57 PM PDT	 Video	 <p>Friday POV Reel Going into the weekend like....</p>		192	8	0	0	3	57
April 23, 2026 12:12 PM PDT	 Image	 <p>Leak Campaign Leaks Happen - Protect Your Home and Your Wallet Did you know? Easy-to-fix household leaks waste nearly 1 trillion gallons of water every year in the U.S. The average home leaks almost 10,000 gall...</p>	<div data-bbox="1099 403 1402 432" style="background-color: #008000; color: white; padding: 2px; border-radius: 10px; display: inline-block;">Conservation/Rebates</div> <div data-bbox="1099 448 1402 477" style="background-color: #e91e63; color: white; padding: 2px; border-radius: 10px; display: inline-block;">Customer Service</div>	540	3	0	0	3	0
April 22, 2026 7:12 PM PDT	 Multi-Image	 <p>Join us Saturday at Cabot's Pueblo Museum and celebrate Earth Day 🌍🌱</p> <p>+1</p>		67	3	0	0	1	0
April 22, 2026 4:28 PM PDT	 Image	 <p>Worker Wednesday Big news! Congratulations to Richard Andrade on his promotion to Field Operations Technician III! 🎉 With over five years of experience in the water industry, including two years with MSWD, Richie ha...</p>	<div data-bbox="1099 1045 1402 1074" style="background-color: #0070c0; color: white; padding: 2px; border-radius: 10px; display: inline-block;">Worker Wed</div>	949	23	5	0	70	0

Date	Format	Post	Labels	Impressions	Reactions	Comments	Shares	Clicks	Video Views
April 15, 2026 5:46 PM PDT	 Image	 <p>Post 51404475 We had a productive and fun day at the 3rd Annual Coachella Valley Local Government Vendor Fair hosted by The City of Palm Springs at the Palm Springs Convention Center. The annual event is to he...</p>		577	27	0	1	39	0
April 13, 2026 4:25 PM PDT	 Video	 <p>Post 51353582 Kayden S. from Painted Hills Middle School reminds us that with the cooler weather and threats of rain to adjust your irrigation times, your landscape doesn't need as much water when it is cooler. ...</p>		171	9	0	0	3	32
April 09, 2026 11:11 AM PDT	 Image	 <p>Vendor Fair Promo Join us at the 3rd Annual Coachella Valley Local Government Vendor Fair! Connect with local government agencies, explore business opportunities, and learn the ins and outs of working with MSWD and ...</p>		272	10	0	0	6	0

Date	Format	Post	Labels	Impressions	Reactions	Comments	Shares	Clicks	Video Views
April 08, 2026 5:56 PM PDT	 Image	 <p>Post 51271626 Behind the scenes and hard at work! Our Collections Team is maintaining a bypass/transfer pump, thank you to our crew for their dedication and expertise in keeping things working smoothly! 🧑‍🔧🔧 ...</p>		700	11	0	0	37	0
April 07, 2026 6:53 PM PDT	 Image	 <p>Blood Drive Promo Join us for our spring blood drive and save lives! 🩸 Sign up now for the MSWD Blood Drive on Wednesday, April 22nd, 7am. - 12pm. To schedule an appointment, call 800.879.4484, or visit Istream.org...</p>	Event	128	15	0	10	14	0
April 07, 2026 10:08 AM PDT	 Image			204	13	0	1	17	0

Date	Format	Post	Labels	Impressions	Reactions	Comments	Shares	Clicks	Video Views
April 06, 2026 4:04 PM PDT	 Image	 <p>Special Districts Week Did you know that MSWD is a special district? 💧 Special districts are local governments created by the people of the community to deliver specialized services essential to their health, safety, ec...</p>	Event	592	13	0	0	13	0
April 05, 2026 3:07 PM PDT	 Simple Status			99	3	1	0	1	0
April 03, 2026 2:34 PM PDT	 Multi-Image	 <p>+1 Come hang out with us, celebrate Earth Day, and explore the amazing Cabot's Pueblo Museum on Saturday, April 25th. 🌍💧</p>		75	4	0	0	2	0
April 03, 2026 1:50 PM PDT	 Image			54	4	0	0	0	0
April 01, 2026 2:38 PM PDT	 Simple Status			81	0	0	0	0	0

Date	Format	Post	Labels	Impressions	Reactions	Comments	Shares	Clicks	Video Views
April 01, 2026 10:54 AM PDT	 Image	 <p>April Fools Kit Kat Our thoughts are with Kit Kat during this very challenging time for their brand... truly devastating. In completely unrelated news, we've somehow come into an unexpected surplus of Kit Kat bars. No...</p>		202	6	0	0	3	0
Total				5,748	184	6	16	291	89
Average				287.4	9.2	0.3	0.8	14.6	4.5

Instagram Account Overview (April 1 - 30, 2026)

Posts Published

10

-4 (-28.6%)

Total Followers

570

+12 (2.2%)

New Followers

7

-11 (-61.1%)

Reach

38,832

-65 (-0.2%)

3 Most Liked Posts



Worker Wednesday

Big news! Congratulations to Richard Andrade on his promotion to Field Operations Technician III! 🎉 With over five yea...

22



Post 51404475

We had a productive and fun day at the 3rd Annual Coachella Valley Local Government Vendor Fair hosted by The City of...

19



Friday POV Reel

Going into the weekend like....

15

3 Most Commented Posts



Worker Wednesday

Big news! Congratulations to Richard Andrade on his promotion to Field Operations Technician III! 🎉 With over five yea...

5



April Fools Kit Kat

Our thoughts are with Kit Kat during this very challenging time for their brand... truly devastating.
In completely u...

2



Special Districts Week

Did you know that MSWD is a special district? 💧
Special districts are local governments created by the people of the...

1

3 Least Liked Posts



Post 51353582

Kayden S. from Painted Hills Middle School reminds us that with the cooler weather and threats of rain to adjust your...

3



Blood Drive Promo

Join us for our spring blood drive and save lives! 🩸

Sign up now for the MSWD Blood Drive on Wednesday, April

3

22nd, ...



Leak Campaign

Leaks Happen - Protect Your Home and Your Wallet

Did you know? Easy-to-fix household leaks waste nearly 1 trillion

4

g...

3 Least Commented Posts



Post 51649161

Your Rates at Work 🚧💧

What to Expect:

Starting tomorrow, Wednesday, April 29, temporary traffic controls will be in...

0



Friday POV Reel

Going into the weekend like....

0



Leak Campaign











Leaks Happen - Protect Your Home and Your Wallet











Did you know? Easy-to-fix household leaks waste nearly 1 trillion











0









g...

Instagram Story Metrics (April 1 - 30, 2026)




Date	Story	Labels	Exits	Impressions	Reach	Replies	Taps Forward	Taps Back
April 28, 2026 6:17 PM PDT			7	46	46	1	35	7
April 28, 2026 6:16 PM PDT			6	52	52	0	38	1
April 24, 2026 4:46 PM PDT			4	39	39	0	25	1
April 23, 2026 3:51 PM PDT			10	25	25	0	17	1
April 23, 2026 3:51 PM PDT			0	25	25	0	24	2
April 23, 2026 3:50 PM PDT			2	29	29	0	24	0
April 23, 2026 3:50 PM PDT			4	32	32	0	24	0
April 21, 2026 9:19 AM PDT			8	35	34	0	26	0
April 21, 2026 9:19 AM PDT			2	36	36	0	33	1
April 21, 2026 9:18 AM PDT			2	35	35	0	31	1




Date	Story	Labels	Exits	Impressions	Reach	Replies	Taps Forward	Taps Back
April 21, 2026 9:18 AM PDT			4	40	40	0	36	1
April 21, 2026 9:18 AM PDT			5	46	46	0	36	1
April 16, 2026 4:08 PM PDT			11	36	36	0	22	3
April 16, 2026 4:07 PM PDT			5	38	38	0	32	1
April 16, 2026 4:06 PM PDT			7	39	39	0	30	5
April 16, 2026 4:06 PM PDT			8	45	44	0	33	0
April 10, 2026 5:42 PM PDT			4	21	21	0	15	6
April 10, 2026 5:38 PM PDT			7	23	23	0	17	2
April 10, 2026 5:37 PM PDT			2	23	23	0	18	2
April 09, 2026 11:11 AM PDT	 Vendor Fair Promo		6	26	19	0	12	-




Date	Story	Labels	Exits	Impressions	Reach	Replies	Taps Forward	Taps Back
April 08, 2026 5:19 PM PDT			3	23	23	0	21	1
April 08, 2026 5:18 PM PDT			0	23	23	0	22	3
April 08, 2026 5:18 PM PDT			1	26	25	0	22	1
April 08, 2026 5:18 PM PDT			5	27	27	0	19	2
April 07, 2026 6:13 PM PDT			5	40	39	0	36	2
April 07, 2026 6:11 PM PDT			6	44	44	0	34	0
April 04, 2026 9:29 PM PDT			2	34	33	0	27	5
April 04, 2026 9:29 PM PDT			5	40	38	0	30	0
April 03, 2026 12:32 PM PDT			7	28	28	0	21	4
April 03, 2026 12:30 PM PDT			3	30	30	0	33	0



Date	Story	Labels	Exits	Impressions	Reach	Replies	Taps Forward	Taps Back
April 03, 2026 12:30 PM PDT			0	30	30	0	27	3
April 03, 2026 12:29 PM PDT			1	31	31	0	28	3
April 03, 2026 12:29 PM PDT			2	33	33	0	30	4
April 03, 2026 12:29 PM PDT			2	37	37	0	31	4
April 03, 2026 12:29 PM PDT			1	37	37	0	34	5
April 03, 2026 12:28 PM PDT			3	40	40	0	27	3
April 01, 2026 5:02 PM PDT			8	33	33	0	29	1
April 01, 2026 11:19 AM PDT			8	35	33	0	24	1

Instagram Post Metrics (April 1 - 30, 2026)







Date	Format	Post	Labels	Likes	Comments	Impressions	Reach	Engagements	Engagement Rate	Saves	Reels Plays
April 28, 2026 6:06 PM PDT	Image	 <p>Post 51649161 Your Rates at Work 🚧💧 What to Expect: Starting tomorrow, Wednesday, April 29, temporary traffic controls will be in place on Mission Lakes Blvd., east of Indian Canyon, to safely accommodate disc...</p>		6	0	195	98	6	6.12%	0	195
April 24, 2026 12:58 PM PDT	Video	 <p>Friday POV Reel Going into the weekend like....</p>		15	0	462	272	15	5.51%	0	462
April 23, 2026 12:12 PM PDT	Image	 <p>Leak Campaign Leaks Happen - Protect Your Home and Your Wallet Did you know? Easy-to-fix household leaks waste nearly 1 trillion gallons of water every year in the U.S. The average home leaks almost 10,000 gall...</p>	<div style="background-color: #28a745; color: white; border-radius: 10px; padding: 2px 5px; display: inline-block;">Conservation/Reba...</div> <div style="background-color: #ffc107; color: white; border-radius: 10px; padding: 2px 5px; display: inline-block;">Customer Service</div>	4	0	258	136	4	2.94%	0	258



Date	Format	Post	Labels	Likes	Comments	Impressions	Reach	Engagements	Engagement Rate	Saves	Reels Plays
April 22, 2026 4:29 PM PDT	Image	 <p>Worker Wednesday Big news! Congratulations to Richard Andrade on his promotion to Field Operations Technician II! 🎉 With over five years of experience in the water industry, including two years with MSWD, Richie ha...</p>	Worker Wed	22	5	345	138	27	19.57%	0	345
April 15, 2026 5:46 PM PDT	Image	 <p>Post 51404475 We had a productive and fun day at the 3rd Annual Coachella Valley Local Government Vendor Fair hosted by The City of Palm Springs at the Palm Springs Convention Center. The annual event is to he...</p>		19	0	613	330	19	5.76%	0	613
April 13, 2026 4:26 PM PDT	Video	 <p>Post 51353582 Kayden S. from Painted Hills Middle School reminds us that with the cooler weather and threats of rain to adjust your irrigation times, your landscape doesn't need as much water when it is cooler. ...</p>		3	0	228	181	3	1.66%	0	228

Date	Format	Post	Labels	Likes	Comments	Impressions	Reach	Engagements	Engagement Rate	Saves	Reels Plays
April 08, 2026 5:57 PM PDT	Image	 <p>Post 51271626 Behind the scenes and hard at work! Our Collections Team is maintaining a bypass/transfer pump, thank you to our crew for their dedication and expertise in keeping things working smoothly! 🧑‍🔧🔧 ...</p>		11	1	345	208	12	5.77%	0	345
April 07, 2026 6:53 PM PDT	Image	 <p>Blood Drive Promo Join us for our spring blood drive and save lives! 🩸 Sign up now for the MSWD Blood Drive on Wednesday, April 22nd, 7am. - 12pm. To schedule an appointment, call 800.879.4484, or visit lstream.org...</p>	Event	3	0	251	86	3	3.49%	0	251
April 06, 2026 4:05 PM PDT	Image	 <p>Special Districts Week Did you know that MSWD is a special district? 💧 Special districts are local governments created by the people of the community to deliver specialized services essential to their health, safety, ec...</p>	Event	9	1	302	133	10	7.52%	0	302

Date	Format	Post	Labels	Likes	Comments	Impressions	Reach	Engagements	Engagement Rate	Saves	Reels Plays
April 01, 2026 10:55 AM PDT	 Image	 <p>April Fools Kit Kat Our thoughts are with Kit Kat during this very challenging time for their brand... truly devastating. In completely unrelated news, we've somehow come into an unexpected surplus of Kit Kat bars. No...</p>	Customer Service	11	2	362	148	13	8.78%	0	362
Total				103	9	3,361	1,730	112		0	3,361
Average				10.3	0.9	336.1	173.0	11.2	6.47%	0.0	336.1

LinkedIn Post Metrics (April 1 - 30, 2026)

Date	Format	Post	Labels	Shares	Clicks	Engagement Rate	Reactions	Impressions	Comments
April 22, 2026 4:29 PM PDT	 Image	 <p>Worker Wednesday Big news! Congratulations to Richard Andrade on his promotion to Field Operations Technician III! 🎉 With over five years of experience in the water industry, including two years with MSWD, Richie ha...</p>	Worker Wed	0	10	7.92%	14	303	0
April 15, 2026 5:46 PM PDT	 Image	 <p>Post 51404475 We had a productive and fun day at the 3rd Annual Coachella Valley Local Government Vendor Fair hosted by The City of Palm Springs at the Palm Springs Convention Center. The annual event is to he...</p>		1	40	21.04%	36	366	0
April 09, 2026 11:11 AM PDT	 Image	 <p>Vendor Fair Promo Join us at the 3rd Annual Coachella Valley Local Government Vendor Fair! Connect with local government agencies, explore business opportunities, and learn the ins and outs of working with MSWD and ...</p>		0	5	7.45%	9	188	0

Date	Format	Post	Labels	Shares	Clicks	Engagement Rate	Reactions	Impressions	Comments
April 06, 2026 4:04 PM PDT	 Image	 <p>Special Districts Week Did you know that MSWD is a special district? 💧 Special districts are local governments created by the people of the community to deliver specialized services essential to their health, safety, ec...</p>	<div style="background-color: #f08080; border-radius: 10px; padding: 2px 5px; display: inline-block;">Event</div>	0	7	8.64%	25	382	1
Total				1	62		84	1,239	1
Average				0.3	15.5	11.26%	21.0	309.8	0.3

APPENDIX D – Financial Information

MISSION SPRINGS WATER DISTRICT
COMBINED FUNDS
DISTRICT SUMMARY
JULY 1, 2025 TO MARCH 31, 2026

YEAR TO DATE				JULY 1, 2024 TO MARCH 31, 2025			
ACTUAL	BUDGET	FAVORABLE (UNFAVORABLE)	FAVORABLE (UNFAVORABLE)	ACTUAL	BUDGET	FAVORABLE (UNFAVORABLE)	FAVORABLE (UNFAVORABLE)
		VARIANCE AMOUNT	VARIANCE PERCENT			VARIANCE AMOUNT	VARIANCE PERCENT
32,661,781	14,922,643	17,739,138	119%	15,528,669	15,292,296	236,373	2%
18,296,162	21,042,429	2,746,267	13%	12,518,717	15,092,127	2,573,410	17%
<u>14,365,619</u>	<u>(6,119,786)</u>	<u>20,485,405</u>	335%	<u>3,009,952</u>	<u>200,169</u>	<u>2,809,783</u>	-1404%
OPERATING REVENUE:				OPERATING REVENUE:			
5,038,979	19,990,816	(14,951,836)	-75%	4,980,627	4,183,650	796,977	19%
381,539	623,504	241,965	39%	647,420	510,975	(136,445)	-27%
<u>4,657,440</u>	<u>19,367,312</u>	<u>(14,709,871)</u>	-76%	<u>4,333,207</u>	<u>3,672,675</u>	<u>660,532</u>	18%
NON-OPERATING REVENUE				NON-OPERATING REVENUE			
NON-OPERATING EXPENSE				NON-OPERATING EXPENSE			
NON-OPERATING INCOME				NON-OPERATING INCOME			
<u>19,023,059</u>	<u>13,247,526</u>	<u>5,775,533</u>	44%	<u>7,343,159</u>	<u>3,872,844</u>	<u>3,470,315</u>	90%
CHANGE IN NET POSITION				CHANGE IN NET POSITION			

OTHER INFORMATION

	16.73	DEBT SERVICE RATIO	2.51
	3.35%	INVESTMENT RETURN	3.20%
	\$ 82,272,246	CASH - JULY 1	\$ 62,533,816
	<u>\$ (11,237,908)</u>	INCREASE/(DECREASE) IN CASH	<u>\$ 7,789,149</u>
	<u>\$ 71,034,338</u>	CASH - END OF PERIOD	<u>\$ 70,322,965</u>
WELLS FARGO	\$ 34,878,678	UNRESTRICTED CASH	\$ 34,695,913
WELLS FARGO	\$ 1,175,580	RESTRICTED - ASSESSMENT DISTRICTS	\$ 1,983,798
CALTRUST	\$ 7,574,599	RESTRICTED - SHORT TERM FUND	\$ 7,283,483
CALTRUST	\$ 24,379,011	RESTRICTED - MEDIUM TERM FUND	\$ 23,456,150
CALTRUST	\$ 3,026,470	RESTRICTED - LIQUIDITY FUND	\$ 2,903,621
CALTRUST	<u>\$ 71,034,338</u>	RESTRICTED TOTAL CASH	<u>\$ 70,322,965</u>





Project Number	Project Name	Group	Period Budget	Period Activity	Variance Favorable (Unfavorable)	Total Budget	Total Activity	Variance Favorable (Unfavorable)
10693	WELL SITE-WORSLEY RD NORTH-27 ACRES	Eric Weck						
	Expense Account Key	Account Name						
	10693	WELL SITE-WORSLEY RD NORTH-27 ACRES	39,326.00	39,326.00	0.00	39,326.00	39,326.00	0.00
		Total Expense:	39,326.00	39,326.00	0.00	39,326.00	39,326.00	0.00
	Total 10693 - WELL SITE-WORSLEY RD NORTH-27 ACRES:		39,326.00	39,326.00	0.00	39,326.00	39,326.00	0.00
10747	1240Z TRANS LINE QUAIL/TERRACE	Eric Weck						
	Expense Account Key	Account Name						
	10747	1240Z TRANS LINE QUAIL/TERRACE	447,995.00	0.00	447,995.00	447,995.00	0.00	447,995.00
		Total Expense:	447,995.00	0.00	447,995.00	447,995.00	0.00	447,995.00
	Total 10747 - 1240Z TRANS LINE QUAIL/TERRACE:		447,995.00	0.00	447,995.00	447,995.00	0.00	447,995.00
11147	WELL #42 (NEAR TO EXISTING WELL # 22)	Eric Weck						
	Expense Account Key	Account Name						
	11147	WELL #42 (NEAR TO EXISTING WELL # 22)	5,207,000.00	3,777,291.53	1,429,708.47	5,207,000.00	3,777,291.53	1,429,708.47
		Total Expense:	5,207,000.00	3,777,291.53	1,429,708.47	5,207,000.00	3,777,291.53	1,429,708.47
	Total 11147 - WELL #42 (NEAR TO EXISTING WELL # 22):		5,207,000.00	3,777,291.53	1,429,708.47	5,207,000.00	3,777,291.53	1,429,708.47
11159	1530 ZONE REDBUD TANK #2 LAND AND CONST	Eric Weck						
	Expense Account Key	Account Name						
	11159	1530 ZONE REDBUD TANK #2 LAND AND CO...	80,000.00	70,708.46	9,291.54	80,000.00	70,708.46	9,291.54
		Total Expense:	80,000.00	70,708.46	9,291.54	80,000.00	70,708.46	9,291.54
	Total 11159 - 1530 ZONE REDBUD TANK #2 LAND AND CONST:		80,000.00	70,708.46	9,291.54	80,000.00	70,708.46	9,291.54
11205	I-10 & INDIAN SEWER COLLECTION SYSTEM	Danny Friend						
	Expense Account Key	Account Name						
	11205	I-10 & INDIAN SEWER COLLECTION SYSTEM	652,000.00	594,668.44	57,331.56	652,000.00	594,668.44	57,331.56
		Total Expense:	652,000.00	594,668.44	57,331.56	652,000.00	594,668.44	57,331.56
	Total 11205 - I-10 & INDIAN SEWER COLLECTION SYSTEM:		652,000.00	594,668.44	57,331.56	652,000.00	594,668.44	57,331.56

Project Budget Report

Date Range 07/01/2025 - 03/31/2026

Project Number	Project Name	Group	Period Budget	Period Activity	Variance Favorable (Unfavorable)	Total Budget	Total Activity	Variance Favorable (Unfavorable)
11282	MISSION CREEK - 80 ACRES	Eric Weck						
	Expense Account Key	Account Name						
	11282	MISSION CREEK - 80 ACRES	328,000.00	325,077.18	2,922.82	328,000.00	325,077.18	2,922.82
		Total Expense:	328,000.00	325,077.18	2,922.82	328,000.00	325,077.18	2,922.82
		Total 11282 - MISSION CREEK - 80 ACRES:	328,000.00	325,077.18	2,922.82	328,000.00	325,077.18	2,922.82
11424	REGIONAL WASTEWATER TREATMENT PLANT	Danny Friend						
	Expense Account Key	Account Name						
	11424	REGIONAL WASTEWATER TREATMENT PLANT	55,049,300.00	54,444,328.08	604,971.92	55,049,300.00	54,444,328.08	604,971.92
		Total Expense:	55,049,300.00	54,444,328.08	604,971.92	55,049,300.00	54,444,328.08	604,971.92
		Total 11424 - REGIONAL WASTEWATER TREATMENT PLANT:	55,049,300.00	54,444,328.08	604,971.92	55,049,300.00	54,444,328.08	604,971.92
11425	AREA M-2 (AD #15)	Danny Friend						
	Expense Account Key	Account Name						
	11425	AREA M-2 (AD #15)	23,795,000.00	798,094.65	22,996,905.35	23,795,000.00	798,094.65	22,996,905.35
		Total Expense:	23,795,000.00	798,094.65	22,996,905.35	23,795,000.00	798,094.65	22,996,905.35
		Total 11425 - AREA M-2 (AD #15):	23,795,000.00	798,094.65	22,996,905.35	23,795,000.00	798,094.65	22,996,905.35
11426	CONVEYENCE LINE FROM LS TO RWWTP	Danny Friend						
	Expense Account Key	Account Name						
	11426	CONVEYENCE LINE FROM LS TO RWWTP	8,438,932.00	8,316,730.24	122,201.76	8,438,932.00	8,316,730.24	122,201.76
		Total Expense:	8,438,932.00	8,316,730.24	122,201.76	8,438,932.00	8,316,730.24	122,201.76
		Total 11426 - CONVEYENCE LINE FROM LS TO RWWTP:	8,438,932.00	8,316,730.24	122,201.76	8,438,932.00	8,316,730.24	122,201.76
11451	CHROMIUM 6 COMPLIANCE STUDY	Danny Friend						
	Expense Account Key	Account Name						
	11451	CHROMIUM 6 COMPLIANCE STUDY	910,000.00	212,904.13	697,095.87	910,000.00	212,904.13	697,095.87
		Total Expense:	910,000.00	212,904.13	697,095.87	910,000.00	212,904.13	697,095.87
		Total 11451 - CHROMIUM 6 COMPLIANCE STUDY:	910,000.00	212,904.13	697,095.87	910,000.00	212,904.13	697,095.87
11472	AREA J-2	Danny Friend						
	Expense Account Key	Account Name						
	11472	AREA J-2	420,000.00	299,859.99	120,140.01	420,000.00	299,859.99	120,140.01
		Total Expense:	420,000.00	299,859.99	120,140.01	420,000.00	299,859.99	120,140.01
		Total 11472 - AREA J-2:	420,000.00	299,859.99	120,140.01	420,000.00	299,859.99	120,140.01

Project Budget Report

Date Range 07/01/2025 - 03/31/2026

Project Number	Project Name	Group	Period Budget	Period Activity	Variance Favorable (Unfavorable)	Total Budget	Total Activity	Variance Favorable (Unfavorable)
11498	HWWTB PERCULATION POND REHAB	Brad Adams						
	Expense Account Key	Account Name						
	11498	HWWTB PERCULATION POND REHAB	42,000.00	28,181.34	13,818.66	42,000.00	28,181.34	13,818.66
		Total Expense:	42,000.00	28,181.34	13,818.66	42,000.00	28,181.34	13,818.66
		Total 11498 - HWWTB PERCULATION POND REHAB:	42,000.00	28,181.34	13,818.66	42,000.00	28,181.34	13,818.66
11556	HWWTB ASU DEMOLITION	Eric Weck						
	Expense Account Key	Account Name						
	11556	HWWTB ASU DEMOLITION	167,275.00	45,077.20	122,197.80	167,275.00	45,077.20	122,197.80
		Total Expense:	167,275.00	45,077.20	122,197.80	167,275.00	45,077.20	122,197.80
		Total 11556 - HWWTB ASU DEMOLITION:	167,275.00	45,077.20	122,197.80	167,275.00	45,077.20	122,197.80
11557	HWWTB PERCOLATION PONDS (2)	Brad Adams						
	Expense Account Key	Account Name						
	11557	HWWTB PERCOLATION PONDS (2)	380,000.00	350,213.58	29,786.42	380,000.00	350,213.58	29,786.42
		Total Expense:	380,000.00	350,213.58	29,786.42	380,000.00	350,213.58	29,786.42
		Total 11557 - HWWTB PERCOLATION PONDS (2):	380,000.00	350,213.58	29,786.42	380,000.00	350,213.58	29,786.42
11566	DESIGNING & ENGINEERING AREAS H & I	Eric Weck						
	Expense Account Key	Account Name						
	11566	DESIGNING & ENGINEERING AREAS H & I	800,000.00	370,509.13	429,490.87	800,000.00	370,509.13	429,490.87
		Total Expense:	800,000.00	370,509.13	429,490.87	800,000.00	370,509.13	429,490.87
		Total 11566 - DESIGNING & ENGINEERING AREAS H & I:	800,000.00	370,509.13	429,490.87	800,000.00	370,509.13	429,490.87
11599	BLOCK WALL/FENCE AT TERRACE RESERVOIR	Eric Weck						
	Expense Account Key	Account Name						
	11599	BLOCK WALL/FENCE AT TERRACE RESERVOIR	226,288.00	25,947.91	200,340.09	226,288.00	25,947.91	200,340.09
		Total Expense:	226,288.00	25,947.91	200,340.09	226,288.00	25,947.91	200,340.09
		Total 11599 - BLOCK WALL/FENCE AT TERRACE RESERVOIR:	226,288.00	25,947.91	200,340.09	226,288.00	25,947.91	200,340.09
11600	BOOSTER PUMP REHAB PROGRAM	Nathaniel Mather						
	Expense Account Key	Account Name						
	11600	BOOSTER PUMP REHAB PROGRAM	150,000.00	119,375.93	30,624.07	150,000.00	119,375.93	30,624.07
		Total Expense:	150,000.00	119,375.93	30,624.07	150,000.00	119,375.93	30,624.07
		Total 11600 - BOOSTER PUMP REHAB PROGRAM:	150,000.00	119,375.93	30,624.07	150,000.00	119,375.93	30,624.07

Project Budget Report

Date Range 07/01/2025 - 03/31/2026

Project Number	Project Name	Group	Period Budget	Period Activity	Variance Favorable (Unfavorable)	Total Budget	Total Activity	Variance Favorable (Unfavorable)
11601	MODULAR ENCLOSURE FOR CHLORINE EQUIPMENT AT V	Nathaniel Mather						
	Expense Account Key	Account Name						
	11601	MODULAR ENCLOSURE FOR CHLORINE EQUI...	293,654.00	88,417.25	205,236.75	293,654.00	88,417.25	205,236.75
		Total Expense:	293,654.00	88,417.25	205,236.75	293,654.00	88,417.25	205,236.75
	Total 11601 - MODULAR ENCLOSURE FOR CHLORINE EQUIPMENT AT WELL SITES:		293,654.00	88,417.25	205,236.75	293,654.00	88,417.25	205,236.75
11607	TERRACE RESERVOIR NO. 1	Eric Weck						
	Expense Account Key	Account Name						
	11607	TERRACE RESERVOIR NO. 1	2,754,343.00	30,667.76	2,723,675.24	2,754,343.00	30,667.76	2,723,675.24
		Total Expense:	2,754,343.00	30,667.76	2,723,675.24	2,754,343.00	30,667.76	2,723,675.24
	Total 11607 - TERRACE RESERVOIR NO. 1:		2,754,343.00	30,667.76	2,723,675.24	2,754,343.00	30,667.76	2,723,675.24
11608	TERRACE RESERVOIR NO. 2	Eric Weck						
	Expense Account Key	Account Name						
	11608	TERRACE RESERVOIR NO. 2	2,814,461.00	32,374.80	2,782,086.20	2,814,461.00	32,374.80	2,782,086.20
		Total Expense:	2,814,461.00	32,374.80	2,782,086.20	2,814,461.00	32,374.80	2,782,086.20
	Total 11608 - TERRACE RESERVOIR NO. 2:		2,814,461.00	32,374.80	2,782,086.20	2,814,461.00	32,374.80	2,782,086.20
11609	TERRACE RESERVOIR NO. 3	Eric Weck						
	Expense Account Key	Account Name						
	11609	TERRACE RESERVOIR NO. 3	2,361,363.00	30,882.54	2,330,480.46	2,361,363.00	30,882.54	2,330,480.46
		Total Expense:	2,361,363.00	30,882.54	2,330,480.46	2,361,363.00	30,882.54	2,330,480.46
	Total 11609 - TERRACE RESERVOIR NO. 3:		2,361,363.00	30,882.54	2,330,480.46	2,361,363.00	30,882.54	2,330,480.46
11610	VISTA RESERVOIR NO. 2	Eric Weck						
	Expense Account Key	Account Name						
	11610	VISTA RESERVOIR NO. 2	975,427.00	127,028.72	848,398.28	975,427.00	127,028.72	848,398.28
		Total Expense:	975,427.00	127,028.72	848,398.28	975,427.00	127,028.72	848,398.28
	Total 11610 - VISTA RESERVOIR NO. 2:		975,427.00	127,028.72	848,398.28	975,427.00	127,028.72	848,398.28
11611	WELL REHABILITATION PROGRAM - WELL 22	Nathaniel Mather						
	Expense Account Key	Account Name						
	11611	WELL REHABILITATION PROGRAM - WELL 22	2,240,000.00	1,204,289.58	1,035,710.42	2,240,000.00	1,204,289.58	1,035,710.42
		Total Expense:	2,240,000.00	1,204,289.58	1,035,710.42	2,240,000.00	1,204,289.58	1,035,710.42
	Total 11611 - WELL REHABILITATION PROGRAM - WELL 22:		2,240,000.00	1,204,289.58	1,035,710.42	2,240,000.00	1,204,289.58	1,035,710.42

Project Budget Report

Date Range 07/01/2025 - 03/31/2026

Project Number	Project Name	Group	Period Budget	Period Activity	Variance Favorable (Unfavorable)	Total Budget	Total Activity	Variance Favorable (Unfavorable)
11613	HWWTP ABOVE GROUND PIPING & APPURTENANCE REH	Eric Weck						
	Expense Account Key	Account Name						
	11613	HWWTP ABOVE GROUND PIPING & APPURT...	150,000.00	343.68	149,656.32	150,000.00	343.68	149,656.32
		Total Expense:	150,000.00	343.68	149,656.32	150,000.00	343.68	149,656.32
	Total 11613 - HWWTP ABOVE GROUND PIPING & APPURTENANCE REHAB:		150,000.00	343.68	149,656.32	150,000.00	343.68	149,656.32
11617	HWWTP SCADA UPGRADES	Brad Adams						
	Expense Account Key	Account Name						
	11617	HWWTP SCADA UPGRADES	129,008.00	40,080.36	88,927.64	129,008.00	40,080.36	88,927.64
		Total Expense:	129,008.00	40,080.36	88,927.64	129,008.00	40,080.36	88,927.64
	Total 11617 - HWWTP SCADA UPGRADES:		129,008.00	40,080.36	88,927.64	129,008.00	40,080.36	88,927.64
11618	DESIGN & ENGINEERING FOR AREAS A & G	Eric Weck						
	Expense Account Key	Account Name						
	11618	DESIGN & ENGINEERING FOR AREAS A & G	2,107,143.00	623,964.16	1,483,178.84	2,107,143.00	623,964.16	1,483,178.84
		Total Expense:	2,107,143.00	623,964.16	1,483,178.84	2,107,143.00	623,964.16	1,483,178.84
	Total 11618 - DESIGN & ENGINEERING FOR AREAS A & G:		2,107,143.00	623,964.16	1,483,178.84	2,107,143.00	623,964.16	1,483,178.84
11621	Admin Building	Brian Macy						
	Expense Account Key	Account Name						
	11621	Admin Building	40,595,783.00	2,108,497.81	38,487,285.19	40,595,783.00	2,108,497.81	38,487,285.19
		Total Expense:	40,595,783.00	2,108,497.81	38,487,285.19	40,595,783.00	2,108,497.81	38,487,285.19
	Total 11621 - Admin Building:		40,595,783.00	2,108,497.81	38,487,285.19	40,595,783.00	2,108,497.81	38,487,285.19
11622	2020 WATER CIP PIPELINE REPLACEMENT	Eric Weck						
	Expense Account Key	Account Name						
	11622	2020 WATER CIP PIPELINE REPLACEMENT	2,264,975.00	275,188.54	1,989,786.46	2,264,975.00	275,188.54	1,989,786.46
		Total Expense:	2,264,975.00	275,188.54	1,989,786.46	2,264,975.00	275,188.54	1,989,786.46
	Total 11622 - 2020 WATER CIP PIPELINE REPLACEMENT:		2,264,975.00	275,188.54	1,989,786.46	2,264,975.00	275,188.54	1,989,786.46
11657	SEWER SYSTEM COLLECTIONS	Danny Friend						
	Expense Account Key	Account Name						
	11657	SEWER SYSTEM COLLECTIONS	750,000.00	561,007.76	188,992.24	750,000.00	561,007.76	188,992.24
		Total Expense:	750,000.00	561,007.76	188,992.24	750,000.00	561,007.76	188,992.24
	Total 11657 - SEWER SYSTEM COLLECTIONS:		750,000.00	561,007.76	188,992.24	750,000.00	561,007.76	188,992.24

Project Budget Report

Date Range 07/01/2025 - 03/31/2026

Project Number	Project Name	Group	Period Budget	Period Activity	Variance Favorable (Unfavorable)	Total Budget	Total Activity	Variance Favorable (Unfavorable)
11665	WELL AND RESERVOIR SITES SECURITY CAMERAS	Nathaniel Mather						
	Expense Account Key	Account Name						
	11665	WELL AND RESERVOIR SITES SECURITY CAM...	225,075.00	2,366.86	222,708.14	225,075.00	2,366.86	222,708.14
		Total Expense:	225,075.00	2,366.86	222,708.14	225,075.00	2,366.86	222,708.14
	Total 11665 - WELL AND RESERVOIR SITES SECURITY CAMERAS:		225,075.00	2,366.86	222,708.14	225,075.00	2,366.86	222,708.14
11666	EMERGENCY BACKUP GENERATOR WELL 27/31	Eric Weck						
	Expense Account Key	Account Name						
	11666	EMERGENCY BACKUP GENERATOR WELL 27/...	411,002.00	20,289.15	390,712.85	411,002.00	20,289.15	390,712.85
		Total Expense:	411,002.00	20,289.15	390,712.85	411,002.00	20,289.15	390,712.85
	Total 11666 - EMERGENCY BACKUP GENERATOR WELL 27/31:		411,002.00	20,289.15	390,712.85	411,002.00	20,289.15	390,712.85
11667	EMERGENCY BACKUP GENERATOR WELL 32	Eric Weck						
	Expense Account Key	Account Name						
	11667	EMERGENCY BACKUP GENERATOR WELL 32	300,331.00	20,221.64	280,109.36	300,331.00	20,221.64	280,109.36
		Total Expense:	300,331.00	20,221.64	280,109.36	300,331.00	20,221.64	280,109.36
	Total 11667 - EMERGENCY BACKUP GENERATOR WELL 32:		300,331.00	20,221.64	280,109.36	300,331.00	20,221.64	280,109.36
11668	EMERGENCY BACKUP GENERATOR WELL 37	Eric Weck						
	Expense Account Key	Account Name						
	11668	EMERGENCY BACKUP GENERATOR WELL 37	300,331.00	20,252.01	280,078.99	300,331.00	20,252.01	280,078.99
		Total Expense:	300,331.00	20,252.01	280,078.99	300,331.00	20,252.01	280,078.99
	Total 11668 - EMERGENCY BACKUP GENERATOR WELL 37:		300,331.00	20,252.01	280,078.99	300,331.00	20,252.01	280,078.99
11689	FILTRATION FOR HWWTP	Eric Weck						
	Expense Account Key	Account Name						
	11689	FILTRATION FOR HWWTP	1,500,000.00	112,312.57	1,387,687.43	1,500,000.00	112,312.57	1,387,687.43
		Total Expense:	1,500,000.00	112,312.57	1,387,687.43	1,500,000.00	112,312.57	1,387,687.43
	Total 11689 - FILTRATION FOR HWWTP:		1,500,000.00	112,312.57	1,387,687.43	1,500,000.00	112,312.57	1,387,687.43
11691	Municode Website	Marion Champion						
	Expense Account Key	Account Name						
	11691	Municode Website	31,000.00	9,021.78	21,978.22	31,000.00	9,021.78	21,978.22
		Total Expense:	31,000.00	9,021.78	21,978.22	31,000.00	9,021.78	21,978.22
	Total 11691 - Municode Website:		31,000.00	9,021.78	21,978.22	31,000.00	9,021.78	21,978.22

Project Budget Report

Date Range 07/01/2025 - 03/31/2026

Project Number	Project Name	Group	Period Budget	Period Activity	Variance Favorable (Unfavorable)	Total Budget	Total Activity	Variance Favorable (Unfavorable)
11692	Municode Agenda	Marion Champion						
	Expense Account Key	Account Name						
	11692	Municode Agenda	20,000.00	7,214.25	12,785.75	20,000.00	7,214.25	12,785.75
		Total Expense:	20,000.00	7,214.25	12,785.75	20,000.00	7,214.25	12,785.75
		Total 11692 - Municode Agenda:	20,000.00	7,214.25	12,785.75	20,000.00	7,214.25	12,785.75
11693	GQPP AREA D3-1 SEWER DESIGN	Eric Weck						
	Expense Account Key	Account Name						
	11693	GQPP AREA D3-1 SEWER DESIGN	2,383,765.00	84,767.28	2,298,997.72	2,383,765.00	84,767.28	2,298,997.72
		Total Expense:	2,383,765.00	84,767.28	2,298,997.72	2,383,765.00	84,767.28	2,298,997.72
		Total 11693 - GQPP AREA D3-1 SEWER DESIGN :	2,383,765.00	84,767.28	2,298,997.72	2,383,765.00	84,767.28	2,298,997.72
11719	RESERVOIR REHAB PROGRAM DESIGN - 2022 FY	Nathaniel Mather						
	Expense Account Key	Account Name						
	11719	RESERVOIR REHAB PROGRAM DESIGN - 2022...	120,000.00	0.00	120,000.00	120,000.00	0.00	120,000.00
		Total Expense:	120,000.00	0.00	120,000.00	120,000.00	0.00	120,000.00
		Total 11719 - RESERVOIR REHAB PROGRAM DESIGN - 2022 FY:	120,000.00	0.00	120,000.00	120,000.00	0.00	120,000.00
11720	WELL REHAB PROGRAM DESIGN - 2022 FY	Nathaniel Mather						
	Expense Account Key	Account Name						
	11720	WELL REHAB PROGRAM DESIGN - 2022 FY	120,000.00	68,918.31	51,081.69	120,000.00	68,918.31	51,081.69
		Total Expense:	120,000.00	68,918.31	51,081.69	120,000.00	68,918.31	51,081.69
		Total 11720 - WELL REHAB PROGRAM DESIGN - 2022 FY:	120,000.00	68,918.31	51,081.69	120,000.00	68,918.31	51,081.69
11737	PIERSON BOULEVARD SLURRY SEAL PROJECT	Brian Macy						
	Expense Account Key	Account Name						
	11737	PIERSON BOULEVARD SLURRY SEAL PROJECT	183,000.00	0.00	183,000.00	183,000.00	0.00	183,000.00
		Total Expense:	183,000.00	0.00	183,000.00	183,000.00	0.00	183,000.00
		Total 11737 - PIERSON BOULEVARD SLURRY SEAL PROJECT:	183,000.00	0.00	183,000.00	183,000.00	0.00	183,000.00
11738	RIVERSIDE COUNTY MOUNTAIN VIEW RESURFACING PR	Brian Macy						
	Expense Account Key	Account Name						
	11738	RIVERSIDE COUNTY MOUNTAIN VIEW RESU...	33,000.00	0.00	33,000.00	33,000.00	0.00	33,000.00
		Total Expense:	33,000.00	0.00	33,000.00	33,000.00	0.00	33,000.00
		Total 11738 - RIVERSIDE COUNTY MOUNTAIN VIEW RESURFACING PROJECT:	33,000.00	0.00	33,000.00	33,000.00	0.00	33,000.00

Project Budget Report

Date Range 07/01/2025 - 03/31/2026

Project Number	Project Name	Group	Period Budget	Period Activity	Variance Favorable (Unfavorable)	Total Budget	Total Activity	Variance Favorable (Unfavorable)
11741	35C WELL REHABILITATION	Eric Weck						
	Expense Account Key	Account Name						
	11741	35C WELL REHABILITATION	3,055,990.00	469,248.15	2,586,741.85	3,055,990.00	469,248.15	2,586,741.85
		Total Expense:	3,055,990.00	469,248.15	2,586,741.85	3,055,990.00	469,248.15	2,586,741.85
		Total 11741 - 35C WELL REHABILITATION:	3,055,990.00	469,248.15	2,586,741.85	3,055,990.00	469,248.15	2,586,741.85
11742	34C WELL REHABILITATION	Eric Weck						
	Expense Account Key	Account Name						
	11742	34C WELL REHABILITATION	814,000.00	796,231.03	17,768.97	814,000.00	796,231.03	17,768.97
		Total Expense:	814,000.00	796,231.03	17,768.97	814,000.00	796,231.03	17,768.97
		Total 11742 - 34C WELL REHABILITATION:	814,000.00	796,231.03	17,768.97	814,000.00	796,231.03	17,768.97
11743	INSTALL 18-INCH INTERTIE LINE	Eric Weck						
	Expense Account Key	Account Name						
	11743	INSTALL 18-INCH INTERTIE LINE	1,100,000.00	3,881.81	1,096,118.19	1,100,000.00	3,881.81	1,096,118.19
		Total Expense:	1,100,000.00	3,881.81	1,096,118.19	1,100,000.00	3,881.81	1,096,118.19
		Total 11743 - INSTALL 18-INCH INTERTIE LINE:	1,100,000.00	3,881.81	1,096,118.19	1,100,000.00	3,881.81	1,096,118.19
11769	19TH-20TH AVE & LITTLE MORONGO RD ROADWAY PRO	Eric Weck						
	Expense Account Key	Account Name						
	11769	19TH-20TH AVE & LITTLE MORONGO RD RO...	2,509,000.00	274,537.73	2,234,462.27	2,509,000.00	274,537.73	2,234,462.27
		Total Expense:	2,509,000.00	274,537.73	2,234,462.27	2,509,000.00	274,537.73	2,234,462.27
		Total 11769 - 19TH-20TH AVE & LITTLE MORONGO RD ROADWAY PROJECT:	2,509,000.00	274,537.73	2,234,462.27	2,509,000.00	274,537.73	2,234,462.27
11776	ENERGY CONSERVATION AND EFFICIENTCY SVCS PLAN	Brian Macy						
	Expense Account Key	Account Name						
	11776	ENERGY CONSERVATION AND EFFICIENTCY ...	1,072,110.00	555,824.71	516,285.29	1,072,110.00	555,824.71	516,285.29
		Total Expense:	1,072,110.00	555,824.71	516,285.29	1,072,110.00	555,824.71	516,285.29
		Total 11776 - ENERGY CONSERVATION AND EFFICIENTCY SVCS PLAN:	1,072,110.00	555,824.71	516,285.29	1,072,110.00	555,824.71	516,285.29
11791	ERP System Replacement	Kurt Kettenacker						
	Expense Account Key	Account Name						
	11791	ERP System Replacement	1,710,000.00	174,819.44	1,535,180.56	1,710,000.00	174,819.44	1,535,180.56
		Total Expense:	1,710,000.00	174,819.44	1,535,180.56	1,710,000.00	174,819.44	1,535,180.56
		Total 11791 - ERP System Replacement:	1,710,000.00	174,819.44	1,535,180.56	1,710,000.00	174,819.44	1,535,180.56

Project Budget Report

Date Range 07/01/2025 - 03/31/2026

Project Number	Project Name	Group	Period Budget	Period Activity	Variance Favorable (Unfavorable)	Total Budget	Total Activity	Variance Favorable (Unfavorable)
11809	13TH AVE DAMAGE: TSTORM HILARY	Eric Weck						
	Expense Account Key	Account Name						
	11809	13TH AVE DAMAGE: TSTORM HILARY	220,000.00	215,483.68	4,516.32	220,000.00	215,483.68	4,516.32
		Total Expense:	220,000.00	215,483.68	4,516.32	220,000.00	215,483.68	4,516.32
		Total 11809 - 13TH AVE DAMAGE: TSTORM HILARY:	220,000.00	215,483.68	4,516.32	220,000.00	215,483.68	4,516.32
11810	THOMAS DR DAMAGE: TSTORM HILARY	Eric Weck						
	Expense Account Key	Account Name						
	11810	THOMAS DR DAMAGE: TSTORM HILARY	285,000.00	277,416.09	7,583.91	285,000.00	277,416.09	7,583.91
		Total Expense:	285,000.00	277,416.09	7,583.91	285,000.00	277,416.09	7,583.91
		Total 11810 - THOMAS DR DAMAGE: TSTORM HILARY:	285,000.00	277,416.09	7,583.91	285,000.00	277,416.09	7,583.91
11813	MISSION LAKES DAMAGE: TSTORM HILARY	Eric Weck						
	Expense Account Key	Account Name						
	11813	MISSION LAKES DAMAGE: TSTORM HILARY	520,000.00	498,656.06	21,343.94	520,000.00	498,656.06	21,343.94
		Total Expense:	520,000.00	498,656.06	21,343.94	520,000.00	498,656.06	21,343.94
		Total 11813 - MISSION LAKES DAMAGE: TSTORM HILARY:	520,000.00	498,656.06	21,343.94	520,000.00	498,656.06	21,343.94
11837	GIS ESRI - SBITA	Brian Macy						
	Expense Account Key	Account Name						
	11837	GIS ESRI - SBITA	253,514.00	245,417.25	8,096.75	253,514.00	245,417.25	8,096.75
		Total Expense:	253,514.00	245,417.25	8,096.75	253,514.00	245,417.25	8,096.75
		Total 11837 - GIS ESRI - SBITA:	253,514.00	245,417.25	8,096.75	253,514.00	245,417.25	8,096.75
11838	GIS CITYWORKS - SBITA	Brian Macy						
	Expense Account Key	Account Name						
	11838	GIS CITYWORKS - SBITA	646,602.00	379,859.05	266,742.95	646,602.00	379,859.05	266,742.95
		Total Expense:	646,602.00	379,859.05	266,742.95	646,602.00	379,859.05	266,742.95
		Total 11838 - GIS CITYWORKS - SBITA:	646,602.00	379,859.05	266,742.95	646,602.00	379,859.05	266,742.95
11842	WALK BEHIND TRENCHER	Jason Weekley						
	Expense Account Key	Account Name						
	11842	WALK BEHIND TRENCHER	12,100.00	8,259.56	3,840.44	12,100.00	8,259.56	3,840.44
		Total Expense:	12,100.00	8,259.56	3,840.44	12,100.00	8,259.56	3,840.44
		Total 11842 - WALK BEHIND TRENCHER:	12,100.00	8,259.56	3,840.44	12,100.00	8,259.56	3,840.44

Project Budget Report

Date Range 07/01/2025 - 03/31/2026

Project Number	Project Name	Group	Period Budget	Period Activity	Variance Favorable (Unfavorable)	Total Budget	Total Activity	Variance Favorable (Unfavorable)
11843	AXLE WEIGHING SYSTEM	Brad Adams						
	Expense Account Key	Account Name						
	11843	AXLE WEIGHING SYSTEM	15,070.00	0.00	15,070.00	15,070.00	0.00	15,070.00
		Total Expense:	15,070.00	0.00	15,070.00	15,070.00	0.00	15,070.00
		Total 11843 - AXLE WEIGHING SYSTEM:	15,070.00	0.00	15,070.00	15,070.00	0.00	15,070.00
11846	AVILIGON CAMERA SYSTEM (HORTON)	Brad Adams						
	Expense Account Key	Account Name						
	11846	AVILIGON CAMERA SYSTEM (HORTON)	71,886.00	0.00	71,886.00	71,886.00	0.00	71,886.00
		Total Expense:	71,886.00	0.00	71,886.00	71,886.00	0.00	71,886.00
		Total 11846 - AVILIGON CAMERA SYSTEM (HORTON):	71,886.00	0.00	71,886.00	71,886.00	0.00	71,886.00
11848	ODOR CONTROL GREASE FILTER	Brad Adams						
	Expense Account Key	Account Name						
	11848	ODOR CONTROL GREASE FILTER	17,000.00	0.00	17,000.00	17,000.00	0.00	17,000.00
		Total Expense:	17,000.00	0.00	17,000.00	17,000.00	0.00	17,000.00
		Total 11848 - ODOR CONTROL GREASE FILTER:	17,000.00	0.00	17,000.00	17,000.00	0.00	17,000.00
11849	PSC - WPSV INTERTIE	Eric Weck						
	Expense Account Key	Account Name						
	11849	PSC - WPSV INTERTIE	1,291,001.00	0.00	1,291,001.00	1,291,001.00	0.00	1,291,001.00
		Total Expense:	1,291,001.00	0.00	1,291,001.00	1,291,001.00	0.00	1,291,001.00
		Total 11849 - PSC - WPSV INTERTIE:	1,291,001.00	0.00	1,291,001.00	1,291,001.00	0.00	1,291,001.00
11850	WATERLINE REPLACEMENT(S): EASEMENTS	Eric Weck						
	Expense Account Key	Account Name						
	11850	WATERLINE REPLACEMENT(S): EASEMENTS	62,000,000.00	0.00	62,000,000.00	62,000,000.00	0.00	62,000,000.00
		Total Expense:	62,000,000.00	0.00	62,000,000.00	62,000,000.00	0.00	62,000,000.00
		Total 11850 - WATERLINE REPLACEMENT(S): EASEMENTS:	62,000,000.00	0.00	62,000,000.00	62,000,000.00	0.00	62,000,000.00
11852	GATEWAY PLC UPGRADE	Nathaniel Mather						
	Expense Account Key	Account Name						
	11852	GATEWAY PLC UPGRADE	23,150.00	0.00	23,150.00	23,150.00	0.00	23,150.00
		Total Expense:	23,150.00	0.00	23,150.00	23,150.00	0.00	23,150.00
		Total 11852 - GATEWAY PLC UPGRADE:	23,150.00	0.00	23,150.00	23,150.00	0.00	23,150.00

Project Budget Report

Date Range 07/01/2025 - 03/31/2026

Project Number	Project Name	Group	Period Budget	Period Activity	Variance Favorable (Unfavorable)	Total Budget	Total Activity	Variance Favorable (Unfavorable)
11854	LITTLE MORONGO BOOSTER INSTALL	Nathaniel Mather						
	Expense Account Key	Account Name						
	11854	LITTLE MORONGO BOOSTER INSTALL	167,605.00	0.00	167,605.00	167,605.00	0.00	167,605.00
		Total Expense:	167,605.00	0.00	167,605.00	167,605.00	0.00	167,605.00
		Total 11854 - LITTLE MORONGO BOOSTER INSTALL:	167,605.00	0.00	167,605.00	167,605.00	0.00	167,605.00
11855	LOW DESERT VIEW BOOSTER REHABILITATION	Nathaniel Mather						
	Expense Account Key	Account Name						
	11855	LOW DESERT VIEW BOOSTER REHABILITATI...	69,304.00	2,978.40	66,325.60	69,304.00	2,978.40	66,325.60
		Total Expense:	69,304.00	2,978.40	66,325.60	69,304.00	2,978.40	66,325.60
		Total 11855 - LOW DESERT VIEW BOOSTER REHABILITATION:	69,304.00	2,978.40	66,325.60	69,304.00	2,978.40	66,325.60
11857	SCADA SERVER UPGRADE	Nathaniel Mather						
	Expense Account Key	Account Name						
	11857	SCADA SERVER UPGRADE	24,341.00	14,870.10	9,470.90	24,341.00	14,870.10	9,470.90
		Total Expense:	24,341.00	14,870.10	9,470.90	24,341.00	14,870.10	9,470.90
		Total 11857 - SCADA SERVER UPGRADE:	24,341.00	14,870.10	9,470.90	24,341.00	14,870.10	9,470.90
11858	TERRACE BOOSTER REHAB PROJECT	Nathaniel Mather						
	Expense Account Key	Account Name						
	11858	TERRACE BOOSTER REHAB PROJECT	119,304.00	5,646.66	113,657.34	119,304.00	5,646.66	113,657.34
		Total Expense:	119,304.00	5,646.66	113,657.34	119,304.00	5,646.66	113,657.34
		Total 11858 - TERRACE BOOSTER REHAB PROJECT:	119,304.00	5,646.66	113,657.34	119,304.00	5,646.66	113,657.34
11860	WELL 25A REHABILITATION	Nathaniel Mather						
	Expense Account Key	Account Name						
	11860	WELL 25A REHABILITATION	104,211.00	0.00	104,211.00	104,211.00	0.00	104,211.00
		Total Expense:	104,211.00	0.00	104,211.00	104,211.00	0.00	104,211.00
		Total 11860 - WELL 25A REHABILITATION:	104,211.00	0.00	104,211.00	104,211.00	0.00	104,211.00
11861	WELL 26A FENCING & ELECTRICAL POLE PROJECT	Nathaniel Mather						
	Expense Account Key	Account Name						
	11861	WELL 26A FENCING & ELECTRICAL POLE PRO...	56,901.00	0.00	56,901.00	56,901.00	0.00	56,901.00
		Total Expense:	56,901.00	0.00	56,901.00	56,901.00	0.00	56,901.00
		Total 11861 - WELL 26A FENCING & ELECTRICAL POLE PROJECT:	56,901.00	0.00	56,901.00	56,901.00	0.00	56,901.00

Project Budget Report

Date Range 07/01/2025 - 03/31/2026

Project Number	Project Name	Group	Period Budget	Period Activity	Variance Favorable (Unfavorable)	Total Budget	Total Activity	Variance Favorable (Unfavorable)
11862	M-2 WATERLINE REPLACEMENT	Eric Weck						
	Expense Account Key	Account Name						
	11862	M-2 WATERLINE REPLACEMENT	3,574,309.00	5,405.60	3,568,903.40	3,574,309.00	5,405.60	3,568,903.40
		Total Expense:	3,574,309.00	5,405.60	3,568,903.40	3,574,309.00	5,405.60	3,568,903.40
		Total 11862 - M-2 WATERLINE REPLACEMENT:	3,574,309.00	5,405.60	3,568,903.40	3,574,309.00	5,405.60	3,568,903.40
11869	GIS VERTICAL ASSET MODEL	Brian Macy						
	Expense Account Key	Account Name						
	11869	GIS VERTICAL ASSET MODEL	196,292.00	92,594.30	103,697.70	196,292.00	92,594.30	103,697.70
		Total Expense:	196,292.00	92,594.30	103,697.70	196,292.00	92,594.30	103,697.70
		Total 11869 - GIS VERTICAL ASSET MODEL:	196,292.00	92,594.30	103,697.70	196,292.00	92,594.30	103,697.70
11876	GQPP AD18 D3 PHASE 1 WATER MAIN REPLACEMENT: D	Eric Weck						
	Expense Account Key	Account Name						
	11876	GQPP AD18 D3 PHASE 1 WATER MAIN REPL...	2,067,000.00	59,749.15	2,007,250.85	2,067,000.00	59,749.15	2,007,250.85
		Total Expense:	2,067,000.00	59,749.15	2,007,250.85	2,067,000.00	59,749.15	2,007,250.85
		Total 11876 - GQPP AD18 D3 PHASE 1 WATER MAIN REPLACEMENT: DESIGN:	2,067,000.00	59,749.15	2,007,250.85	2,067,000.00	59,749.15	2,007,250.85
11880	WELL BENCHMARK SURVEY	Eric Weck						
	Expense Account Key	Account Name						
	11880	WELL BENCHMARK SURVEY	21,000.00	12,356.45	8,643.55	21,000.00	12,356.45	8,643.55
		Total Expense:	21,000.00	12,356.45	8,643.55	21,000.00	12,356.45	8,643.55
		Total 11880 - WELL BENCHMARK SURVEY:	21,000.00	12,356.45	8,643.55	21,000.00	12,356.45	8,643.55
11882	Open Gov Digital Budget/Procurement S/W	Danny Friend						
	Expense Account Key	Account Name						
	11882	Open Gov Digital Budget/Procurement S/W	230,392.00	151,407.71	78,984.29	230,392.00	151,407.71	78,984.29
		Total Expense:	230,392.00	151,407.71	78,984.29	230,392.00	151,407.71	78,984.29
		Total 11882 - Open Gov Digital Budget/Procurement S/W:	230,392.00	151,407.71	78,984.29	230,392.00	151,407.71	78,984.29
11884	WELL #28 REHABILITATION PROJECT	Danny Friend						
	Expense Account Key	Account Name						
	11884	WELL #28 REHABILITATION PROJECT	919,846.00	482,685.20	437,160.80	919,846.00	482,685.20	437,160.80
		Total Expense:	919,846.00	482,685.20	437,160.80	919,846.00	482,685.20	437,160.80
		Total 11884 - WELL #28 REHABILITATION PROJECT:	919,846.00	482,685.20	437,160.80	919,846.00	482,685.20	437,160.80

Project Budget Report

Date Range 07/01/2025 - 03/31/2026

Project Number	Project Name	Group	Period Budget	Period Activity	Variance Favorable (Unfavorable)	Total Budget	Total Activity	Variance Favorable (Unfavorable)
11885	REPLACEMENT OF HORTON WELLS: MON. WELL #1/REH	Danny Friend						
	Expense Account Key	Account Name						
	11885	REPLACEMENT OF HORTON WELLS: MON. W...	222,970.00	183,343.99	39,626.01	222,970.00	183,343.99	39,626.01
		Total Expense:	222,970.00	183,343.99	39,626.01	222,970.00	183,343.99	39,626.01
	Total 11885 - REPLACEMENT OF HORTON WELLS: MON. WELL #1/REHAB WELL #11:		222,970.00	183,343.99	39,626.01	222,970.00	183,343.99	39,626.01
11886	WELL #30 REHABILITATION PROJECT	Danny Friend						
	Expense Account Key	Account Name						
	11886	WELL #30 REHABILITATION PROJECT	790,230.00	51,973.72	738,256.28	790,230.00	51,973.72	738,256.28
		Total Expense:	790,230.00	51,973.72	738,256.28	790,230.00	51,973.72	738,256.28
	Total 11886 - WELL #30 REHABILITATION PROJECT:		790,230.00	51,973.72	738,256.28	790,230.00	51,973.72	738,256.28
11894	CR(VI) TREATMENT WELL FACILITIES (27/31 22/24 & 32)	Danny Friend						
	Expense Account Key	Account Name						
	11894	CR(VI) TREATMENT WELL FACILITIES (27/31 ...	27,305,000.00	3,175.22	27,301,824.78	27,305,000.00	3,175.22	27,301,824.78
		Total Expense:	27,305,000.00	3,175.22	27,301,824.78	27,305,000.00	3,175.22	27,301,824.78
	Total 11894 - CR(VI) TREATMENT WELL FACILITIES (27/31 22/24 & 32):		27,305,000.00	3,175.22	27,301,824.78	27,305,000.00	3,175.22	27,301,824.78
11895	CIMIS WEATHER STATION	Marion Champion						
	Expense Account Key	Account Name						
	11895	CIMIS WEATHER STATION	21,898.00	0.00	21,898.00	21,898.00	0.00	21,898.00
		Total Expense:	21,898.00	0.00	21,898.00	21,898.00	0.00	21,898.00
	Total 11895 - CIMIS WEATHER STATION:		21,898.00	0.00	21,898.00	21,898.00	0.00	21,898.00
11896	DOS PALMAS LIFT STATION MOTOR CONTROL CENTER R	Brad Adams						
	Expense Account Key	Account Name						
	11896	DOS PALMAS LIFT STATION MOTOR CONTRO...	247,040.00	315.98	246,724.02	247,040.00	315.98	246,724.02
		Total Expense:	247,040.00	315.98	246,724.02	247,040.00	315.98	246,724.02
	Total 11896 - DOS PALMAS LIFT STATION MOTOR CONTROL CENTER REHAB:		247,040.00	315.98	246,724.02	247,040.00	315.98	246,724.02
11897	John Deere 320P Backhoe (AQMD Grant Program)	Danny Friend						
	Expense Account Key	Account Name						
	11897	John Deere 320P Backhoe (AQMD Grant Pro...	181,000.00	0.00	181,000.00	181,000.00	0.00	181,000.00
		Total Expense:	181,000.00	0.00	181,000.00	181,000.00	0.00	181,000.00
	Total 11897 - John Deere 320P Backhoe (AQMD Grant Program):		181,000.00	0.00	181,000.00	181,000.00	0.00	181,000.00

Project Budget Report

Date Range 07/01/2025 - 03/31/2026

Project Number	Project Name	Group	Period Budget	Period Activity	Variance Favorable (Unfavorable)	Total Budget	Total Activity	Variance Favorable (Unfavorable)
11898	NEW DHS MONITORING WELL	Eric Weck						
	Expense Account Key	Account Name						
	11898	NEW DHS MONITORING WELL	240,250.00	1,350.08	238,899.92	240,250.00	1,350.08	238,899.92
		Total Expense:	240,250.00	1,350.08	238,899.92	240,250.00	1,350.08	238,899.92
		Total 11898 - NEW DHS MONITORING WELL:	240,250.00	1,350.08	238,899.92	240,250.00	1,350.08	238,899.92
11899	WELL #27 MOTOR/EQUIP EVAL AND REPLACEMENT	Danny Friend						
	Expense Account Key	Account Name						
	11899	WELL #27 MOTOR/EQUIP EVAL AND REPLAC...	131,800.00	19,825.76	111,974.24	131,800.00	19,825.76	111,974.24
		Total Expense:	131,800.00	19,825.76	111,974.24	131,800.00	19,825.76	111,974.24
		Total 11899 - WELL #27 MOTOR/EQUIP EVAL AND REPLACEMENT:	131,800.00	19,825.76	111,974.24	131,800.00	19,825.76	111,974.24
11900	Well #33: RES-BCT Solar Site Repairs	Nathaniel Mather						
	Expense Account Key	Account Name						
	11900	Well #33: RES-BCT Solar Site Repairs	333,881.00	3,531.52	330,349.48	333,881.00	3,531.52	330,349.48
		Total Expense:	333,881.00	3,531.52	330,349.48	333,881.00	3,531.52	330,349.48
		Total 11900 - Well #33: RES-BCT Solar Site Repairs:	333,881.00	3,531.52	330,349.48	333,881.00	3,531.52	330,349.48
11917	NWRWRF ODOR CONTROL UNIT MEDIA REPLACEMENT	Brad Adams						
	Expense Account Key	Account Name						
	11917	NWRWRF ODOR CONTROL UNIT MEDIA REP...	15,741.00	0.00	15,741.00	15,741.00	0.00	15,741.00
		Total Expense:	15,741.00	0.00	15,741.00	15,741.00	0.00	15,741.00
		Total 11917 - NWRWRF ODOR CONTROL UNIT MEDIA REPLACEMENT:	15,741.00	0.00	15,741.00	15,741.00	0.00	15,741.00
11922	WELL 26A REPAIR WORK	Nathaniel Mather						
	Expense Account Key	Account Name						
	11922	WELL 26A REPAIR WORK	50,000.00	6,361.52	43,638.48	50,000.00	6,361.52	43,638.48
		Total Expense:	50,000.00	6,361.52	43,638.48	50,000.00	6,361.52	43,638.48
		Total 11922 - WELL 26A REPAIR WORK:	50,000.00	6,361.52	43,638.48	50,000.00	6,361.52	43,638.48
11923	WELL 26 REPAIRS AND TREATMENT	Nathaniel Mather						
	Expense Account Key	Account Name						
	11923	WELL 26 REPAIRS AND TREATMENT	205,700.00	0.00	205,700.00	205,700.00	0.00	205,700.00
		Total Expense:	205,700.00	0.00	205,700.00	205,700.00	0.00	205,700.00
		Total 11923 - WELL 26 REPAIRS AND TREATMENT:	205,700.00	0.00	205,700.00	205,700.00	0.00	205,700.00

Project Budget Report

Date Range 07/01/2025 - 03/31/2026

Project Number	Project Name	Group	Period Budget	Period Activity	Variance Favorable (Unfavorable)	Total Budget	Total Activity	Variance Favorable (Unfavorable)
11924	WELL 26A RESIN EXCHANGE	Nathaniel Mather						
	Expense Account Key	Account Name						
	11924	WELL 26A RESIN EXCHANGE	215,000.00	0.00	215,000.00	215,000.00	0.00	215,000.00
		Total Expense:	215,000.00	0.00	215,000.00	215,000.00	0.00	215,000.00
		Total 11924 - WELL 26A RESIN EXCHANGE:	215,000.00	0.00	215,000.00	215,000.00	0.00	215,000.00
		Report Total:	273,324,215.00	80,283,606.52	193,040,608.48	273,324,215.00	80,283,606.52	193,040,608.48

APPENDIX E – Wastewater & Water Production Tables

WASTEWATER REPORT

SEWER CONNECTION SUMMARY														
	2025/26	2024/25	2023/24	2022/23	2021/22	2020/21	2019/20	2018/19	2017/18	2016/17	2015/16	2014/15	2013/14	2012/13
July	13	9	4	4	18	8	7	9	51	2	1	139	2	0
August	20	7	12	26	20	4	1	8	53	2	4	214	4	0
September	4	2	17	20	20	5	2	12	8	11	2	90	2	1
October	26	2	3	13	36	9	4	8	12	4	21	65	8	2
November	3	22	7	8	29	50	10	9	7	7	1	52	18	7
December	1	5	21	8	12	9	3	3	64	1	0	86	22	11
January	4	1	2	35	14	21	7	1	16	8	3	27	3	11
February	30	55	1	4	7	23	5	1	42	0	3	5	46	6
March	16	30	1	24	17	48	1	0	23	5	0	31	16	2
April	20	56	7	16	7	18	3	3	15	30	0	8	95	14
May		42	8	9	16	17	11	3	20	45	7	13	98	3
June		4	0	4	2	21	7	3	6	70	4	4	72	2
Annual	137	235	83	171	198	233	61	61	60	317	185	46	386	59

Connections to Sewer Collection System:

As of June 30, 2025 9,154
 Plus YTD 137
Total Sewer Connections = 9,291

WASTEWATER FLOW MGD						
2025/26	HORTON PLANT		DESERT CREST		WRIGHT PLANT	
	Avg. Daily Flow	Peak 24 hr. Flow	Avg. Daily Flow	Peak 24 hr. Flow	Avg. Daily Flow	Peak 24 hr. Flow
July	1.862374	1.999693	0.042087	0.048290	0.169682	0.194612
August **	1.785411	1.918440	0.034649	0.040490	0.188708	0.236098
September	1.858563	1.995437	0.030936	0.039250	0.200613	0.240535
October	1.893174	1.994838	0.031488	0.038150	0.189350	0.250412
November	1.922275	2.161271	0.035959	0.046170	0.182794	0.208263
December	1.872361	1.992182	0.031247	0.040290	0.189836	0.243899
January	1.926865	2.046751	0.029501	0.035770	0.184522	0.209300
February	1.897698	2.081533	0.030420	0.037800	0.192446	0.271299
March	1.904059	2.085559	0.028617	0.035320	0.186100	0.290100
April	1.941607	2.034653	0.032565	0.042150	0.188973	0.245700
May						
June						

WASTEWATER FLOW MGD						
2024/25	HORTON PLANT		DESERT CREST		WRIGHT PLANT	
	Avg. Daily Flow	Peak 24 hr. Flow	Avg. Daily Flow	Peak 24 hr. Flow	Avg. Daily Flow	Peak 24 hr. Flow
July	2.065945	2.184078	0.039738	0.046230	0.000000	0.000000
August	2.132868	2.253870	0.045258	0.063150	0.000000	0.000000
September	2.084274	2.299028	0.042407	0.050700	0.000000	0.000000
October	2.056787	2.242007	0.045147	0.054820	0.000000	0.000000
November	2.080992	2.260242	0.045151	0.050590	0.000000	0.000000
December	2.063171	2.208058	0.043790	0.047380	0.000000	0.000000
January	2.052011	2.229541	0.043768	0.046930	0.000000	0.000000
February	2.021628	2.159446	0.042657	0.048510	0.196484	0.266883
March	1.881538	1.992163	0.046467	0.054370	0.175171	0.213597
April	1.866151	1.940300	0.042551	0.048930	0.164590	0.189517
May	1.843367	1.999516	0.039008	0.048140	0.170625	0.191499
June	1.860553	1.990549	0.041387	0.046620	0.169051	0.194171

** Influent Flow Meters Calibrated 8/26/2025

WATER REPORT

WATER CONNECTION SUMMARY													
	2025/26	2024/25	2023/24	2022/23	2021/22	2020/21	2019/20	2018/19	2017/18	2016/17	2015/16	2014/15	2013/14
July	18	9	5	6	18	7	4	5	7	2	0	0	1
August	19	14	14	28	19	6	10	5	3	2	2	0	1
September	8	6	19	22	23	18	2	14	4	13	3	0	2
October	26	2	4	16	33	13	3	21	8	3	20	0	5
November	3	25	9	10	27	10	16	4	0	7	3	0	1
December	8	6	5	9	9	2	17	3	3	2	0	0	2
January	3	1	5	26	14	15	6	3	20	1	1	2	2
February	31	59	3	14	8	13	8	5	11	1	0	1	0
March	16	37	6	29	19	16	2	3	6	5	0	12	0
April	20	64	11	24	6	11	1	3	7	11	2	7	0
May		54	9	16	19	15	12	5	11	9	8	2	0
June		7	3	5	1	24	11	2	8	2	10	1	0
Annual	152	284	93	205	196	150	92	73	88	58	49	25	14
Avg./ Mo.	12.67	23.67	7.75	17.08	16.33	12.50	7.67	6.08	7.33	4.83	4.08	2.08	1.17

Connections to Water System:

As of June 30, 2025 13,920

Plus YTD 152

Total Water Connections = 14,072

WATER PRODUCTION SUMMARY													
	FY	Variance		FY	FY	FY	FY	FY	FY	FY	FY	FY	FY
	2025/26	from prior year		2024/25	2023/24	2022/23	2021/22	2020/21	2019/20	2018/19	2017/18	2016/17	2015/16
	AF	AF	%	AF	AF	AF	AF	AF	AF	AF	AF	AF	AF
July	812.67	-126.40	-13.46%	939.07	789.99	751.79	796.57	857.77	853.23	857.20	835.87	714.50	659.11
August	789.94	-28.69	-3.50%	818.63	737.74	850.19	839.93	885.31	795.18	806.47	829.93	808.54	706.62
September	762.89	-22.96	-2.92%	785.85	675.06	716.03	738.65	784.80	757.08	689.47	712.40	679.54	657.37
October	674.63	-43.63	-6.07%	718.26	709.23	691.98	665.18	755.84	709.39	709.81	733.86	678.33	575.86
November	531.93	-42.15	-7.34%	574.08	629.05	599.39	679.85	690.13	619.87	631.75	642.41	601.89	582.22
December	666.21	19.13	2.96%	647.08	529.99	554.27	565.48	588.32	537.23	502.16	584.24	520.63	503.10
January	541.35	-30.89	-5.40%	572.24	556.57	530.39	580.28	537.96	553.20	570.20	599.52	465.10	431.38
February	521.99	12.91	2.54%	509.08	458.69	490.41	527.34	495.61	520.85	415.49	512.79	453.39	483.92
March	685.32	121.04	21.45%	564.28	560.24	500.37	601.44	625.80	557.73	490.92	536.09	549.50	514.05
April	679.09	74.45	12.31%	604.64	649.67	552.34	624.07	649.34	573.02	635.08	644.06	540.56	502.36
May		0.00	0.00%	645.40	696.24	726.25	745.36	723.62	698.99	598.36	697.15	731.81	601.83
June		0.00	0.00%	769.02	700.11	682.09	730.02	761.63	806.02	710.39	688.74	732.68	685.93
TOTAL	6,666.02	-67.19	-1.00%	8,147.63	7,692.58	7,645.50	8,094.17	8,356.13	7,981.79	7,617.30	8,017.06	7,476.47	6,903.75