



General Manager's Report

MARCH 2026

TABLE OF CONTENTS

ADMINISTRATION DIVISION	1
Innovation & Technology Department	1
Public Affairs Department	3
Past & Upcoming Sponsorships / Events	3
Youth & Education Programs	8
Public & Media Outreach	9
Legislative Updates	10
MSWD Digital Advertising	12
Social Media	12
CV Water Counts	13
Rebates & Conservation	13
Bottled Water Tracking Report	14
ENGINEERING DIVISION	15
Engineering Department	15
Water Resources Department	16
FINANCE DIVISION	17
Customer Service Department	17
Finance & Accounting Department	21
Purchasing Department	23
OPERATIONS & MAINTENANCE DIVISION	24
Construction & Maintenance Department	24
Fleet & Facility Maintenance Department	26
Field Services Department	28
Wastewater Collection Department	29
Wastewater Treatment & Disposal Department	31
Water Production Department	34
APPENDIX A – Innovation & Technology Information	
APPENDIX B – Federal & State Legislative Information	
APPENDIX C – Public Affairs Information	
APPENDIX D – Financial Information	
APPENDIX E – Wastewater & Water Production Tables	

ADMINISTRATION DIVISION

Innovation & Technology Department

The Innovation and Technology (IT) department continues to work with staff and vendors to achieve technological enhancements and meet innovation goals established by the MSWD Board of Directors. Below are project highlights and summaries for February 2026.

Department Updates

- The IT Manager attended the evening CV Water Counts Academy classes to better understand and serve the District and its mission to “provide, protect, and preserve our most precious resource... water.”
- IT is working in conjunction with Timmons Group to manage the GIS CMMS and asset management system project and to perform ongoing user experience testing.
- IT continues working with Finance in the onboard process for the new ERP system and with the District’s ERP developer to coordinate contracting and data export plans.

Technology Improvements

- IT is coordinating with vendors and staff to identify needed solutions, pricing, and timelines for upgrades and improvements related to the cybersecurity grant and phone system.
- Cybersecurity improvements continue to be made to improve District security.
- Desktop computers and laptop upgrades continue as needed.

Cyber Security News Roundup

The IT Department tracks trends in cyber security to note new opportunities for security and new concerns to defend against. The news below is a brief selection intended for informational purposes and provides no insight into the District’s cybersecurity controls.

- U.S. critical infrastructure has been warned to be on high alert as hacktivist organizations have begun mobilizing in retaliation for the U.S./Israel strikes on Iran. This is due to prior guidance from Iran that if a line was crossed, like the killing of the Supreme Leader, hacking operations should be carried out, even autonomously. ([Route-Fifty](#))
- Newly discovered vulnerabilities in certain models of Cisco products can give hackers admin control over the Cisco operating systems. Using these vulnerabilities, hackers are targeting government systems. Organizations with affected systems are warned to patch immediately, check for signs of compromise and preserve relevant logs and system data. ([NextGov](#))
- A security researcher discovered that a flaw in the Energy Department’s verification portal for its critical minerals program could allow outsiders to register with email addresses that appeared to belong to the department. This could have let cyberspies impersonate Energy officials. The flaw has since been patched. ([NextGov](#))

Intelesys IT Support

The District receives IT services and support through Intelesys. The Intelesys Monthly Client Report for February 2026 activities can be found in Appendix A.



Public Affairs Department

Past & Upcoming Sponsorships / Events

City of DHS Groundbreaking Ceremony for Eagles Sports Park: February 7, 2026

Select Board members and staff attended the City of Desert Hot Springs groundbreaking ceremony for the Desert Hot Springs Eagles Sports Park. This milestone will benefit the community and youth programs such as the Desert Hot Springs Little League and Desert Hot Springs Youth Football and Cheerleading.



Palm Springs Air Museum Gala Fundraiser: February 7, 2026



Select Board members and staff attended the annual gala. This meaningful evening honors distinguished members of the aviation community and supporting the educational mission of the Palm Springs Air Museum. This year's theme commemorated the 50th anniversary of the end of the Vietnam War.

CWEA/CORBS Awards Dinner: February 7, 2026

Select Board members and staff attended the CWEA Colorado River Basin annual awards dinner to honor the 2025 award recipients. The District took home honors in multiple categories, including: Outreach and Engagement Program of the Year for MSWD's internship program with the Desert Hot Springs High School REAL Academy, Small Plant of the Year for operations and maintenance at MSWD's new Nancy Wright Regional Water Reclamation Facility, and the "Gizmos and Gadget" Award for a shield that District wastewater operators Mark Vermeer and Joey McElrone created to help prevent the wind from blowing debris out of the wastewater grit chamber.



GCVCC & DHS Chamber Mixer: February 10, 2026



Select Board members and staff attended the monthly chamber mixer being held at the Desert Community Animal Center.

ACWA Legislative Symposium Sacramento: February 11, 2026

Select Board members and staff attended the ACWA Legislative Symposium in Sacramento, CA. The ACWA Legislative Symposium has been an annual event engaging water district directors, general managers, attorneys, and staff from across California with up-to-date information on critical water policy issues.



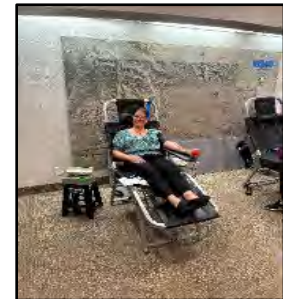
CVAG ~ CVCC and Energy & Sustainability Committee Meetings: February 12, 2026



Select Board members attended the monthly committee meeting which is focused on the region's energy and sustainability. CVAG is the regional planning agency coordinating government services within the Coachella Valley.

MSWD LifeStream Blood Drive: February 18, 2026

MSWD held the first blood drive of the year with 12 donations collected which can save up to 3 lives per donation. The next opportunity to donate will be April 22, 2026. Spring into action and save lives!



BIA Meet the Builders Coachella Valley: February 19, 2026



Select Board members and staff attended the meeting which gives attendees the opportunity to network and talk to the region's builders.

CASA 2026 Washington D.C. Policy Forum: February 23-24, 2026

Select Board members and staff attended the monthly chamber mixer being held at the Desert Community Animal Center.

CASA 2026 Washington D.C. Policy Forum: February 23-24, 2026

Select Board members and staff attended the Washington D.C. Policy Forum. This year's event featured speakers that included Congressional staff, reporters, and national water association leaders that provided their perspective on what we learned in 2025 and what we expect to see in the lead up to the mid-terms in 2026. Attendees had the opportunity to meet with Congressional representatives as well as USEPA officials.



ACWA 2026 Washington D.C. Conference: February 24-26, 2026



In conjunction with the CASA Policy Forum, select Board members and staff attended the ACWA 2026 Legislative Symposium in Washington D.C. This event engages water district directors, general managers, attorneys, and staff from across California with up-to-date information on critical water policy issues, as well as gives the opportunity to meet with legislators and regional representatives.

UWI 2026 Spring Conference: February 25-27, 2026

Select Board members and staff attended the UWI Spring Conference held locally in Indian Wells. Held annually, this conference focused on “Navigating Change, Shaping the Future” with presentations regarding the Sustainable Groundwater Management Act (SGMA), strategies for keeping utility rates sustainable amid rising costs, and more.



CV Water Counts Academy: January 27 – February 28, 2026

This comprehensive course covered a variety of topics including the Course Overview, Collaboration, and Governance; Water Supply (Water Sources), Planning, and Conservation Regulations (including Salton Sea Management); the Delivery of Safe, Reliable Water (Water Systems, Water Quality); the Cost and Value of Water and Conservation (Understanding the Cost, Financial Responsibility and Customer Support, Why Conservation Matters). The course ended with a facilities tour which included the Nancy Wright Regional Water Reclamation Facility.


MSWD Director of Operations, Danny Friend, presented on Backflow/Cross Connection; Programs and Public Affairs Specialist, April Scott, presented about MSWD; and Assistant General Manager, Marion Champion, presented on water agency rate setting and the Proposition 218 process.




DHS Women's Club Fashion Show: March 1, 2026



Select board members and staff attended this beloved annual fundraising event which was hosted by KESQ's Patrick Evans. The DHS Women's Club is one of the oldest charitable organizations in the community. Since the club began, 69 years ago, they have donated over \$600,000 from their fundraisers to award Scholarships to the graduating seniors of Desert Hot Springs High School and assist eight local schools to fund the local youth and junior military organizations.



DVBA Legislative Update: March 5, 2026



Select board members will attend the DVBA legislative update being held at Rancho Mirage City Hall.

GCVCC Legislative Breakfast with CA Senator Steve Padilla: March 6, 2026

Select board members will attend the Greater Coachella Valley Chamber of Commerce legislative breakfast with California State Senator Steve Padilla at the Fantasy Springs Special Event Center. Senator Steve Padilla was elected to the Senate in November 2022, representing the communities of the Coachella Valley, Chula Vista, Imperial Beach, Imperial Valley, National City, and San Diego.



Desert Horticulture Society Annual Garden Tour: March 14, 2026



The Desert Horticulture Society's 17th Annual Spring Garden Tour is one of the most anticipated events of the season. The tour features select gardens with desert landscapes and the native garden at the Palm Springs Animal Shelter.

Desert Hot Springs Little League Opening Day: March 14, 2026

Desert Hot Springs Little League celebrated its opening day at Wardman Park. MSWD is a long-time sponsor of the league.



DVBA Public Officials Luncheon: March 18, 2026

Select Board members and staff will attend this informative public officials luncheon to learn about current city initiatives, development activity, and the planning priorities shaping the future of Rancho Mirage.



CSDA/SDRMA Spring Education Day: March 18, 2026



Select board members and staff will attend this one-day education event which gives attendees the opportunity to select from many breakout sessions including updates on workers' compensation, employment law and Cal/OSHA, cyber incident response plans, financial stewardship, banking best practices, and more.

GCVCC Legislative Breakfast: March 27, 2026

Select board members and staff will attend The Greater Coachella Valley Chamber of Commerce Legislative Breakfast featuring California Gubernatorial Candidate Steve Hilton. This event is part of our GCVCC Legislative Breakfast Series, offering members and guests an opportunity to hear directly from candidates in the upcoming California Governor's race. Questions will be presented by our Legislative Committee and will focus on issues that impact the business community throughout our region.



Senior Inspiration Awards: March 27, 2026

Select board members and staff will attend the 34th Annual Senior Inspiration Awards. Every year, the County of Riverside and the Coachella Valley's nine cities honor senior citizens 60 years of age and above who inspire others through their volunteerism and active engagement in the community.



Municipal Water Leaders Workshop: March 30-31, 2026



Municipal Water Leader magazine is pleased to sponsor its Municipal Water Leaders Workshop, a forum designed to equip municipal water general managers, senior staff, and board members with the insight and perspective needed to navigate the rapidly evolving water landscape of the American West. Unlike large, convention-style conferences, this workshop is intentionally structured to foster meaningful dialogue, direct engagement with speakers, and high-value peer networking in a small, executive-level setting.

Youth & Education Programs

CSUSB Water World Event: February 20, 2026

MSWD was very pleased to participate in the Water World event at Cal State San Bernardino last week, hosted by the CSUSB Veterans Success Center. This event connected students and the community with information about careers in the water industry and the education pathway to finding work with their local agencies. Keynote speakers included Steven Hernandez from WaterWisePro (WWP) and Juan Hernandez from Mesa Water District (formally MSWD) who shared their stories and career pathways over the years.



Coachella Valley 2026 Regional Career & Technical Education Advisory Meeting: February 27, 2026




Select MSWD public affairs staff attended the annual Coachella Valley 2026 Regional Career & Technical Education (CTE) Advisory Meeting as an industry partner. The CTE Advisory Meeting brings together educators, industry leaders, and employers to ensure school curriculum aligns with today's workforce needs. It's an awesome opportunity for us to help shape the future of our local education curriculums to ensure that training programs meet industry standards and help students gain relevant skills that help to create a pathway to jobs in various industries such as preparing the students to be able to gain the required certifications to work at one of our local agencies.

Public & Media Outreach

MSWD Billboard, Palm Drive

MSWD Billboard, Palm Dr. “New Year - New You! Get Your Home Water Fit” Billboard for the conservation kit campaign. The campaign will run the end of December through February 2026. The campaign will be featured as a header in the monthly Water Matters Newsletter, accompanied by an article and information to request a FREE water conservation kit (for MSWD customers) and partnering HOA newsletters. Paid socials – Meta and Google, featured on the MSWD social pages – Facebook, Instagram, and Twitter in English and Spanish, the Uken Report, also featured in Spanish in the El Informador De Valle Newspaper (print and digital) as well as their socials, poster displayed in the lobby, and flyers distributed throughout the community.



Leaks Happen Campaign

Running February through April, the Leaks Happen – Protect Your Home and Your Wallet campaign is focused on finding and fixing leaks to conserve water and save money. The campaign is being promoted through a billboard, the March newsletter, social media, El Informador Del Valle Spanish newspaper, paid digital ads, and website in English and Spanish, and the Uken Report.



Customer Portal Mini-Campaign

The Customer Portal mini-campaign is focused on setting leak alerts and has been featured as an article in the monthly Water Matters Newsletter for December 2025 and January 2026, paid socials through March 2026 – Meta and Google, and featured on the MSWD social pages – Facebook, Instagram.



Legislative Updates

Federal: Senator Padilla Introduces Bills to Strengthen Water Resilience and Supply

Alex Padilla (D-CA) has introduced two bills aimed at improving water supply reliability and drought resilience in California and across the West. The Making Our Communities Resilient through Enhancing Water for Agriculture, Technology, the Environment, and Residences (MORE WATER) Act (S. 3738) would reauthorize expiring Bureau of Reclamation recycling programs and create a new multi-benefit water conveyance grant program. It would also support habitat restoration for threatened and endangered fish species and authorize grants covering up to 30 percent of canal restoration costs to improve the capacity of major systems such as the California Aqueduct. The Growing Resilient Operations from Water Savings and Municipal-Agricultural Reciprocally beneficial Transactions (GROW SMART) Act (S. 3737) would authorize \$35 million over seven years for Reclamation to fund voluntary agricultural water-efficiency demonstration projects and partnerships between farmers and municipal, industrial, or commercial entities. The bill intends to support pilot innovative water-saving practices while incorporating risk-management tools, shared storage arrangements, and other mechanisms designed to protect farm viability during drought or market downturns.

Federal: House and Senate Committees Hold Hearings with Army Corps Civil Works Leadership

On February 24 and 25, the House Transportation and Infrastructure Subcommittee on Water Resources and Environment and the Senate Environment and Public Works Committee convened hearings to examine proposals for a Water Resources Development Act (WRDA) of 2026 and conduct oversight of the U.S. Army Corps of Engineers Civil Works program. Assistant Secretary of the Army for Civil Works Adam Telle and Lieutenant General William H. "Butch" Graham, Jr., Chief of Engineers and Commanding General, testified at both hearings. Assistant Secretary Telle highlighted the Administration's WRDA 2026 priorities and the recent announcement of the "Building Infrastructure, Not Paperwork" initiative, which is intended to streamline permitting, refocus on core missions, strengthen fiscal discipline, and accelerate infrastructure delivery. Lieutenant General Graham focused on implementation of prior WRDAs and improvements in cost estimation, risk management, and early industry engagement to keep projects on schedule and within budget. Lawmakers in both hearings stressed the importance of preserving the biennial WRDA cycle, ensuring timely implementation of WRDA 2024 and prior acts, and maintaining oversight of project prioritization and backlog management.

A full Federal Update is available in Appendix B.

State: 2026 Legislation


The Legislature has been moving AB 35 (Alvarez) as an urgency measure to subject Proposition 4 regulations to an expedited administrative procedure act review. This change will help to get the allocated money out faster. In February 2025, the Legislature passed and the Governor signed a budget trailer bill that did this for the 2025-26 allocations from Proposition 4. This addressed the urgent issue and now AB 35 will move forward in the regular legislative process to address future Proposition 4 allocations. Mission Springs is part of a large coalition of organizations supporting AB 35.

The State report and State Bill Tracking sheet are included in Appendix B.

Editorials

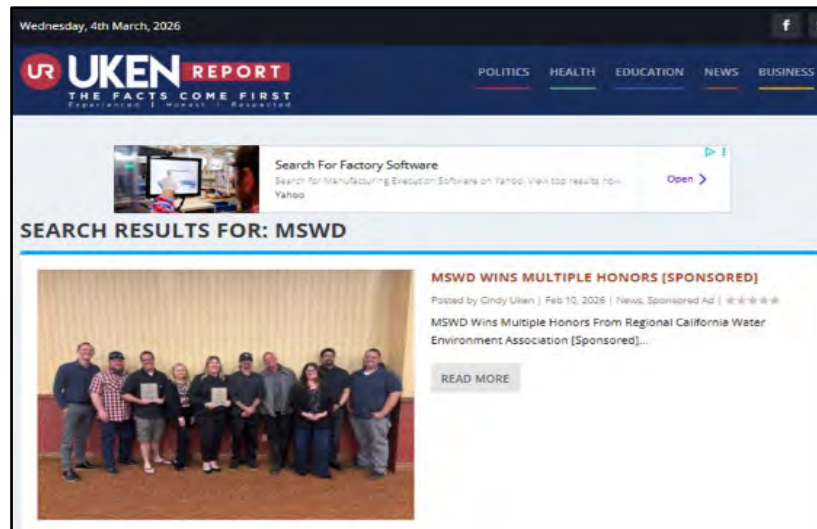
El Informador Del Valle

December 2025 and January 2026, El Informador Del Valle featured the conservation kit campaign and featured an article about the MSWD CEWA/CORBS awards on their digital platforms and printed copy.



Uken Report

In February 2026, the Uken Report featured an article about the MSWD CWEA/CORBS awards on their digital and social media platforms. Links to the articles can be found in Appendix C.



MSWD Digital Advertising

For the month of February 2026, the District featured three Google and Facebook/Instagram ads promoting various MSWD programs. The Google campaigns garnered an impressive 199,990 impressions, up 0.1% from the previous month, and 199 link clicks, up 27 from the previous month. Our Facebook/Instagram (Meta) ads garnered 260,393 impressions and 263 link clicks. The most engagement was MSWD Water Fit, garnering a reach of 74,218, 102,055 impressions, and 102 link clicks. The MSWD website saw 5,593 users, 18,845 views, and 5,688 engaged sessions. The full report is included in Appendix C.



Social Media

This report highlights activities and posts on the district's social media platforms. Some of our most engaging posts included the CORBS/CWEA Awards, Congratulations to the City/Eagles Park, and the President's Day closure notice. The most shared posts were the MSWD blood drive promo, public tours, and the CORBS/CWEA awards. We were up on Facebook views by 8.1%, with 231,797 total views, we had an increase in organic views of 35.8% and 1,517 total likes. Instagram had a total reach of 35,888 and 11 new followers; we have gained about 200 followers since 2024. LinkedIn is growing with an increase in engagement of 11.11%. A copy of the full social media report can be found in Appendix C.

3 Most Viewed Posts		3 Most Shared Posts			
	CORBS CWEA Awards Mission Springs Water District is proud to celebrate its ...	1,024		Blood Drive Promo First blood drive of the new year, come hang out with us ...	4
	+2 Congratulations to The City of Desert Hot Springs for the...	991		Public Tours Join us for an inside look at the innovation behind your ...	4
	Presidents Day Our offices will be closed Monday, February 16th. In obse...	785		CORBS CWEA Awards Mission Springs Water District is proud to celebrate its ...	2

CV Water Counts

The February 2026 campaigns delivered 59,222 Google display impressions, 3,407 search impressions, and 127,362 YouTube video impressions, generating a total of 1,724 Google ad clicks. Facebook ads produced 58,110 impressions, 22,608 reach, and 1,063 link clicks, while the website recorded 2,862 users, 3,608 sessions, and 4,684 pageviews, with paid traffic (Google CPC and Facebook paid) driving the majority of new users. Social performance included 55,636 Facebook impressions and 1,144 post engagements, along with 344 Instagram views, and the February 2026 e-blast achieved a 55.84% open rate and 6.33% click rate, both exceeding industry averages. A full report can be found in Appendix C.



Rebates & Conservation

The Public Affairs team continued to promote rebates and conservation throughout our service territory during the month of February 2026.

Rebate Type	Total Rebates for January 2026	Total Rebates for January 2026
Toilet	3	\$400.00
Turf	0	\$0.00
Clothes Washer	1	\$150.00
Smart Controller	0	\$0.00
Conservation Kit	51	-

Bottled Water Tracking Report

Date Supplied	Requested By	Event or Purpose	Cases Requested
02/03/2026	Jovenes PS AAA	Community Meeting/Event	5
02/05/2026	City of DHS	Eagles Sports Park Groundbreaking Event	5
02/10/2026	Mission Lakes Country Club	Spring Team Ladies Golf	4
02/19/2026	Painted Hills Middle School	Jog-a-Thon Fundraiser	5
02/20/2026	MSWD	CSUSB Water World Event	2
02/28/2026	MSWD	CV Water Counts Academy Tour at Nancy Wright RWRF	4
Total			25



ENGINEERING DIVISION

Engineering Department

Below is a list of Capital Projects and status updates for February 2026.

Well 42 Project

Staff continued to coordinate with the contractor, Layne Christensen. The Contractor is continuing work and is estimated to be complete by late Spring 2026. MWH is the construction manager for the remaining work of the project.

Well 22 Rehabilitation

Staff continued to collaborate with the contractor, Canyon Springs Enterprises, on responding to RFIs and coordination. The site has been demolished. The contractor is working on placing the concrete for the chlorine building pad and working on the well casing to extend it above grade. Electrical work is continuing with SCE coordination.

Skyborne Village III – Housing Development

The developer's contractor has completed the installation of the water and sewer mains for the project. The contractor has completed the punch list items. This list is used to notify the developer and contractor of any items that require correction or completion prior to District acceptance of the project and commencement of the 11-month warranty period.

PODS Storage – Commercial Development

No progress on the remaining punch list. The final acceptance is still also pending resolution of the Coachillin' Sewer on 19th.

Regional Water Reclamation Facility

The Project Team continues to coordinate with the State Water Resources Control Board on the SRF/Grant funding agreement and reimbursement requests. The contractor, JF Shea, completed replacement of landscaping as part of warranty work.

Regional Water Reclamation Facility Conveyance Line

The Project Team continued responding to submittals, RFIs, and processing change orders and payment requests submitted by the contractor, Downing Construction, Inc. The diversion structure construction is nearing completion with full start-up and commissioning on-going.

Area M2 Sewer Collection System (AD-15)

Staff completed initial review and qualifying of bids, and plans to bring the lowest responsible bidder to the Board for consideration for the March 2026 Board of Directors meeting.

RWRF Roadway Design (19th Avenue, Little Morongo Road, and 20th Avenue)

MSWD received the final plan and is performing a final review before routing for signatures.

Water Resources Department

Below is a list of water resources related activities for February 2026.

Integrated Regional Water Management Planning

The Coachella Valley Regional Water Management Group (CVRWMG) implements the Integrated Regional Water Management (IRWM) Plan for the Coachella Valley IRWM Region. The CVRWMG met to discuss on-going grant funded projects and upcoming grant opportunities, including continued discussion on Conservation Regulations and Chromium-6 compliance.

Mission Creek Subbasin SGMA Compliance

The Mission Creek Subbasin Management Committee (Management Committee) had a monthly progress meeting with the consultant, WSP, for the 2027 Alternative Plan Update for the Mission Creek Subbasin for continued compliance with the Sustainable Groundwater Management Act (SGMA). Staff continued responding to the various data requests.

The Management Committee continued progress on the Mission Creek Subbasin Annual Report by Water Year for continued SGMA compliance, including review and comment on the Final Draft report.

San Gorgonio Pass Subbasin SGMA Compliance

The San Gorgonio Pass Subbasin Groundwater Sustainability Agencies (GSAs) had a meeting to discuss SGMA items and progress on the 2027 Groundwater Sustainability Plan Update for the San Gorgonio Pass Subbasin for continued SGMA compliance.


The GSAs began progress on the San Gorgonio Pass Subbasin Annual Report by Water Year for continued SGMA compliance, including responding to data requests.

Salt and Nutrient Management Planning

Staff attended the monthly Steering Committee meeting to discuss progress on the draft Technical Memorandum 5 'Construct TDS/N Forecasting Models'.

Urban Water Management Planning

The Coachella Valley Water Agencies had a monthly progress meeting with the consultant, Todd Groundwater, for the 2025 Coachella Valley Regional Urban Water Management Plan. Staff is responding to data requests discussed during the meeting.



FINANCE DIVISION

Customer Service Department

Key Updates

Lisa met with Tyler Technologies for an in-depth, two-day working session focused on the Utility Billing Program. The discussion covered Payments in detail, including the structure and classification of bills, service work order billing, past-due accounts, and comprehensive meter and meter information management. The session provided a deep dive into system functionality and operational processes to ensure accuracy, efficiency, and a stronger understanding of the platform's capabilities.


Customer Service has reported minimal response to the Hexavalent Chromium notice mailing, with only one phone inquiry received to date.

Staff Development

Brian Kinder conducted a comprehensive training session on water quality, providing valuable insights into regulatory standards, monitoring processes, and best practices for maintaining safe and compliant water systems.

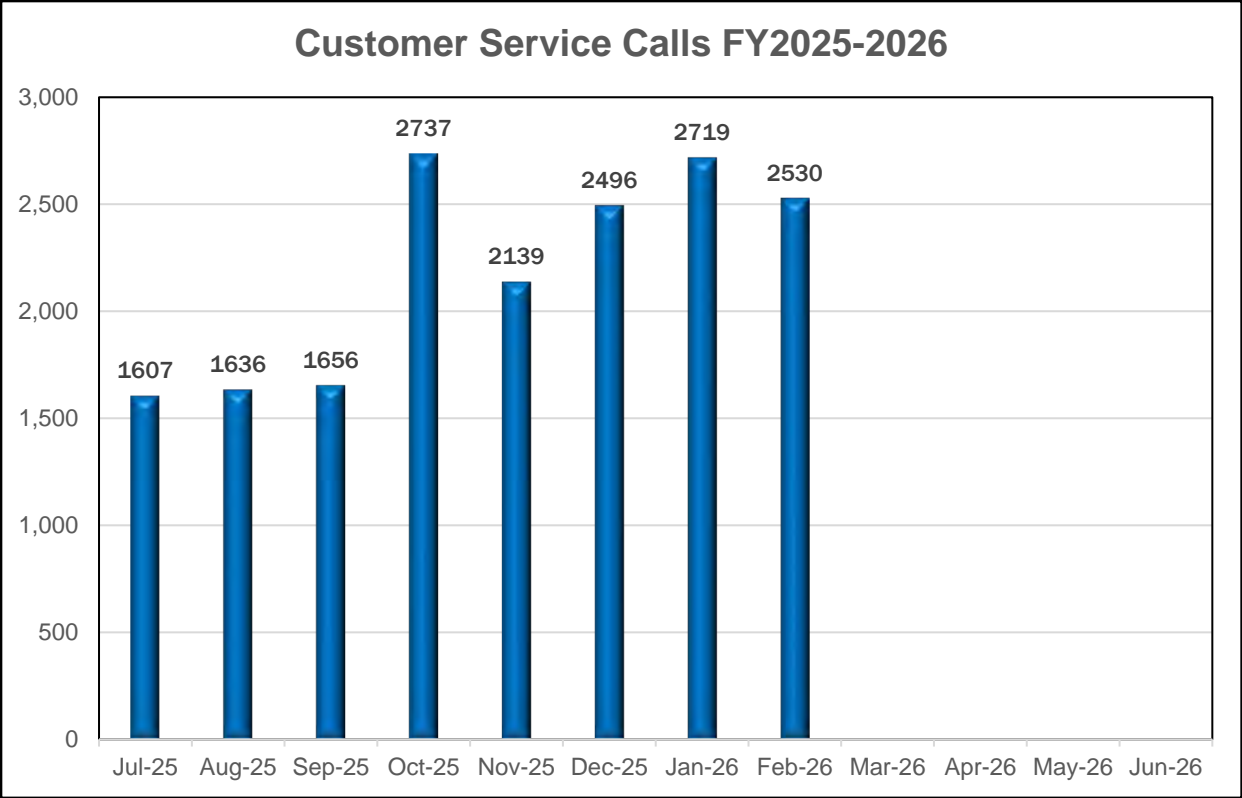
Lisa attended the webinar, "A Supervisor's Guide to Understanding and Managing Employees' Rights: Labor, Leaves, and Accommodations", which provided a thorough overview of key employment laws, supervisory responsibilities, and best practices for managing workplace issues related to labor relations, protected leaves, and reasonable accommodations. The session strengthened her understanding of compliance requirements and reinforced practical strategies for effective and legally sound supervision.

In addition, Lisa has enrolled in JPIA's Professional Development Program – Supervisor Basics. This program is designed to build foundational leadership skills, enhance supervisory effectiveness, and support continued professional growth through structured training and development opportunities.



Calls into the Customer Service Department

The chart below represents the total incoming calls received by staff in the Customer Service Department for Fiscal Year 2025-2026.



Most calls received by the Customer Service department are related to payment plans, bill assistance information, demand/lien release requests, new property start/stop service, and account balance requests. The table below provides a summary of the number of calls by category received by the Customer Service staff.

Customer Request	Total for February 2026	Total for CY 2026
Water Waste	1	1
High Bill / Service Line Leak	6	13
No Water	1	7
Illegal Disconnect	5	15
Disconnections	131	287
Reconnections	102	200
Service Transfers	107	186
High / Low Pressure	0	3
Water Quality	1	2
Other / Miscellaneous	67	161

WaterSmart Portal

WaterSmart Analytics data provides a comprehensive overview of leaks detected and automated alerts sent to MSWD customers. All customers are encouraged to sign up in the WaterSmart Portal to access bills and leak alerts. The table below provides a summary of the number of customers who have registered in the WaterSmart Portal.

WaterSmart Portal	Total for February 2026	Overall Total
Registered Customer Accounts	130	9,067

Billing

During February 2026, Customer Service reviewed a total of 16,242 bills.

Bill Type	Total Bill Count for February 2026	Total Bill Amount for February 2026
Regular Bills	11,204	\$778,528.76
Delinquent Bills	4,646	\$24,510,143.72
Closing Bills	156	\$20,142.42
Delinquent Closing	236	\$61,482.03
Total	16,242	\$25,370,296.93

Delinquency Service Statistics

Staff continued to reach out to customers with delinquent accounts to provide information for assistance and repayment options to avoid disconnection. The table below summarizes the activities of Customer Service staff regarding delinquent accounts.

Delinquency Service	Total for February 2026
Auto-Dialer Calls	150
Door Hangers	31

Customer Bill Assistance

The District continues to facilitate bill assistance programs for the benefit of its customers. The United Way Customer Bill Assistance Program continues to be utilized by those customers who need assistance for one billing period annually, paying \$100 per approved customer. The table below summarizes the results of the customer bill assistance programs administered by the Customer Service staff.

Assistance Program	Total Assistance in February 2026	Total Assistance in CY 2026
United Way of the Desert	\$2,550	\$4,500

Installment Payment Plans

The District continues to assist customers with delinquent bills by facilitating installment payment for the benefit of its customers. The table below summarizes the results of the installment payment plans administered by the Customer Service staff.

Total Active Payment Plans	Remaining Balance to be Collected
125	\$83,882.40

Refunds

There was a total of 14 customer account refunds totaling \$1,551.27, resulting from closed accounts for the month of February 2026.

Account Type	Total Refund Count for February 2026	Total Refund Amount for February 2026
Customer Refunds	13	\$1,370.56
Construction Meter Refunds	1	\$180.71
Total	14	\$1,551.27

Liens

Customer Service identified 17 accounts that were 90 days past due requiring Lien filing. 11 Release of Liens were issued after securing payment for outstanding balances on past due accounts.

Lien Type	Total Lien Count for February 2026
Lien Recordings	17
Lien Releases	11



Finance & Accounting Department

Department Overview

The Accounting Department continued regular operations throughout the month of February 2026.

- The fiscal year 2025 audit commenced and has nearly been completed.
- The audited financial statements will be completed in March 2026.
- Staff continues to work with Tyler on the Enterprise Resource Planning (ERP) system upgrade scheduled for March 2026.
- Accounting is beginning the process to issue long-term debt for the new Administration Building and a water booster.

Payroll Services

Payroll staff continues to process payroll changes from evaluations, including retroactive payments. These do require additional work as it relates to the amounts submitted to CalPERS for the employees’ pensions.

ERP System Implementation

The chart of accounts and vendor information has been imported into Tyler. The plan is to go live with core financials in March 2026, payroll in August 2026, and utility billing in November 2026.

Accounting Support

The Accounting department continues to support other departments as needed:

- Operations – Accounting continues to support operations on reimbursable jobs that include primarily damage to District property.
- Human Resources – Accounting continues to work with Human Resources to update employee information related to change of status, new hires, and CalPERS appointments.
- Customer Service – Accounting continues to support Customer Service by processing multiple customer refunds for credit balances on closed accounts. Accounting is also working with Customer Service on audit details for customer accounts that need to be corrected or simply to provide additional support as requested by the auditors.

Cash Receipts

Total cash receipts for the month of February 2026 amounted to \$2,227,495.89, with the largest contributors were remittances received from:

Entity	Amount
Normal Water and Sewer Customer Account Payments	\$1,301,830.33
Backup Facilities Charges	\$596,060.00
CVWD Grant	\$201,875.00

Cash Disbursements

Total cash disbursement for the month of February 2026 amounted to \$2,659,704.18, with the largest payments made to:

Entity	Amount
Net Payroll	\$635,307.93
Desert Water Agency	\$440,209.60
City of Desert Hot Springs	\$220,593.22
L. O. Lynch Quality Wells & Pump Inc	\$163,610.00
Southern California Edison Company	\$149,354.69
ACWA-JPIA Health Benefits Authority	\$110,102.48

Budget

There were four budget transfer requests for the month of February 2026, totaling \$5,860.

From BID	Description	Transfer Amount	To BID	Description	Requested By
702	General Consulting	\$860.00	685	MSWD Calendar (Print Production)	Dori Petee
845	Electrical Repairs & Upgrade	\$5,000.00	856	Solar Field Operations & Maintenance	Nate Mather
Total		\$5,860.00			

Financial Statement

A year-to-date summary of the District's financial position for Fiscal Year 2025-2026, in addition to a comparison to the previous fiscal year, can be found in Appendix D.

Capital Improvement Program

The District maintains a 5-year Capital Improvement Program that includes water and sewer infrastructure, facilities, and fleet. A year-to-date summary of the District's Capital Improvement Program for Fiscal Year 2025-2026 can be found in Appendix D.



Purchasing Department

Staff continues to source sanitization supplies to ensure wipes, hand sanitizers, disinfectants are available in all district buildings, and vehicles for the safety of the staff.

Price increases and supply chain issues continue to surface in our industry. Specifically, PVC pipe and fittings, ductile iron pipe and service brass fittings, restraints, hydrants, and valves, as well as many other products, are experiencing significant shortages that could lead to extended lead times. Along with these supply chain problems, pricing continues to escalate. These problems exist with both domestic and imported materials. We will continue to monitor the situation and do our due diligence in getting all the material that is needed to maintain our water systems.

Total inventory purchases were \$43,618.97, and the total issued for use by field crews was \$73,294.72 for the month of February 2026.




OPERATIONS & MAINTENANCE DIVISION

Construction & Maintenance Department

Water Line Locations

Staff completed approximately 282 water line location requests using iPads and the GeoViewer Mobile app to streamline and manage line locations.



Water System Repairs/Replacement

Staff continued to repair and replace components of the water distribution system keeping it in optimum working order and properly functioning without any interruption. Below is a summary of the repairs and replacements completed in February 2026.

Description	February 2026	CY 2026
Water Service Lines Replaced with Copper	4	21
Water Service Line Leaks Repaired	2	7
Water Mainline Leaks Repaired	4	6
Fire Hydrants Repaired/Replaced	4	7



Water System Maintenance

Staff continued to implement preventative maintenance and inspection programs to keep the water distribution system in optimal working order and properly functioning without any interruption. Below is a summary of the maintenance completed in February 2026.

Description	February 2026	CY 2026
Ground Valves Exercised	64	142
Fire Hydrants Flushed, Maintained, and Painted	20	60
Air-Release Valves Maintained/Repaired	0	1
Cla-Val Valves Maintained/Repaired	0	0
Blow-Offs Flushed	93	222



CMMS Workorder Program


A total of 11 work orders were processed in February 2026 using the CMMS program.

New Water Meter Service Installation

Staff installed 13 new water service lines in February 2026.

Fire Flow Testing

Staff conducted no field fire flow tests for the Engineering Department in February 2026. Engineering is still conducting fire flow test results using the new hydraulic model.



Fleet & Facility Maintenance Department

Janitorial Services

The District awarded a contract to Executive Facilities in March 2025 and their first day of service was April 1, 2025. The janitorial company has been very responsive to staff's requests and continues to provide a good service.

Building Maintenance

Staff completed the following building maintenance during the month of February 2026.

- Built the final three hydrant locks for District use.
- Repaired leak on irrigation line at Administration Building.
- Performed bi-weekly cleanup of Old Stores building.
- Completed weed abatement at Corporate Yard.
- Repaired one irrigation leak at Well 25.
- Repaired nine leaks on the irrigation line at Terrace Reservoir and replaced the irrigation valve and controller.
- Repaired five leaks on irrigation line at Well 27/31.
- Repaired four leaks on irrigation lines at Two Bunch Reservoir and replaced batteries on irrigation controller.
- Replaced hose and nozzle on the wash station at Corporate Yard.
- Replaced water filters on ice machines and water station at the Corporate Yard.
- Repaired broken PVC on irrigation line at Low Desert View.
- Replaced leaking hose clamp on irrigation line at Quail Reservoir.
- Replaced 20A breaker on Accounting Modular.
- Replaced ballast on light in Senior CSR office.
- Replaced handle on men's restroom toilet in Engineering Annex.
- Replaced irrigation valve and controller at Well 28 and programmed.

Standby Generator Monthly Maintenance Program

Monthly testing is conducted to ensure that all generators are in good working order and ready for use when needed.

- Ran generators and all CONEX box equipment at Corporate Yard.
- The Dos Palmas generator was inspected and had a 3A fuse replaced on the control board, and the batteries replaced.

Fleet Maintenance/Repairs

Staff completed the following fleet maintenance during the month of February 2026.

- Unit 442 was sent to the Ford dealership for an alignment and will need to be rescheduled due to issues with the machine. Alignment issues persist at this time.
- Unit 437 was picked up from I-10 Ram following transmission rebuild work done under warranty.
- Unit 435 had a transmission relearn completed at Jessup Auto Plaza.
- Unit 419 had a recall performed at I-10 Ram.
- Unit 463 had an inspection performed, extinguisher installed, all zerks greased, and engine air filter blown out. It was sent to RDO Equipment Inc. Riverside for warranty repairs and had boom pull rope replaced. An in-house oil change was also performed.
- Unit 462 had the windshield replaced by Mac's Mobile Autoglass.

- Unit 398 had a spare tire mounted onto the right rear outer dual.
- Unit 453 had a PM service performed, oil changed, cabin and engine filters replaced, and all zerk fittings greased.
- Units 464, 465, and 466 had the MSWD decals and unit numbers applied.
- Unit 399 had the right rear outer dual tire replaced due to sidewall damage and acetylene tank in the bin replaced.
- Unit 414 had the door seal on the spoil tank replaced.
- Unit 394 had the jack handle repaired.
- Unit 459 had a PM service performed, oil changed, and tires rotated.
- Unit 432 had a shim reset on the boom, all four tires inspected, and all zerks greased.
- Unit 439 had the tailgate bushings re-secured, and washer fluid topped off.
- Unit 465 was dropped off at Morgan Company for crane installation.
- Unit 415 had the plug for water tank replaced, all zerk fittings greased, and the air gauges inspected for a connection issue.
- Unit 48 had the positive battery terminal replaced due to a connection issue.
- Unit 456 had the AC system inspected and will be sent to the dealer next week for repairs under warranty.
- Unit 424 had a leaking hydraulic fitting tightened.
- Unit 416 had worn cutting blades replaced with assistance from Joey M.



Field Services Department

WaterSmart / Neptune 360

Staff routinely monitors for continuous usage and high-water usage on customer accounts and proactively makes contact through the Customer Portal, phone, email, or in person to inform them of potential issues. The following is the number of contacts made this month:

Contact Type	Total for February 2026	Total for CY 2026
Continuous Usage	52	92
High Usage (>Normal)	12	21
Reverse Flow	0	0
Total	64	113

Cross Connection Control Program

The Backflow and Cross Connection Specialist performs annual testing of Backflow Prevention Assemblies (BPAs) throughout the District as required by the SWRCB Cross Connection Control Policy Handbook.

Type	Total for February 2026	Total for CY 2026
BPAs Tested	200	284
Hazard Assessments	21	21

Service Orders

The Field Services team carries out a range of assignments throughout the month, based on requests submitted by customers or directives issued by the office, to support District-wide operations. A detailed breakdown is provided in the list below.

Type	Total for February 2026	Type	Total for February 2026	Type	Total for February 2026
Non-Pays	149	Change Out New Meter Box	2	Illegal Connections	1
Shut-Off per Customer	16	Customer Side Leaks	2	Construction Meter Reads	49
Shut-Off per Office	14	Meter Maintenance	20	Construction Meters Installed	4
Water Reconnection	64	Water Quality Investigation	1	Construction Meters Removed	4
Change Out Register	20	High Water Pressure Investigation	0	District Side Leak Investigation	3
White Door Hangars	53	Low Water Pressure Investigation	1	Customer Side Leak Investigation	2
Red Door Hangars	50	Water Waste Investigation	1		
High Bill Investigation	5	No Water Investigation	2		

Vegetation and Debris Removal

The Field Services team removed heavily vegetated areas to expose and clearly identify meter box easements.



Wastewater Collection Department

Sanitary Sewer Overflow

There were no Sanitary Sewer Overflow (SSO) in the collection system this month.

Dos Palmas Lift Station


Operators conducted daily site visits to ensure proper pump operation, Supervisory Control and Data Acquisition (SCADA) system functionality, and site security.

Sewer Line Locations

Staff completed 317 sewer line location requests using iPads and the GeoViewer mobile application to streamline and manage line locations.

Sewer Line/Collections Maintenance

Staff completed 8,409.96 feet of CCTV inspections this month. Staff also cleaned 0.753 miles of sewer mainlines this month.



Fat, Oils and Grease (FOG) Inspections

Staff completed four FOG inspections in February 2026.

Horton Diversion Structure

Downing Construction continued to work on the diversion structure that will divert a portion of the flow from the Horton WWTP to the Wright RWRF via the conveyance line, thereby reducing the Horton WWTP's capacity to below 80%.

Wastewater Treatment & Disposal Department

Plant Maintenance

Between the Horton, Desert Crest, and Wright Wastewater Treatment Plants, employees worked 978-man hours to execute routine plant maintenance, equipment maintenance, and plant operations. Staff members operated the sludge belt filter press for 50.4-man hours during this period, filling and emptying 12 trailers with sludge from the Horton, Wright, and Desert Crest plants.

Horton Belt Press Repair

One of the bearings on the belt press malfunctioned, causing damage to a roller. Staff removed the damaged roller and sent it out for repair. After repairs were completed, the roller was reinstalled with two new bearings, and the belt press was returned to service.



Horton Rag Issues

Staff encountered an issue with rags clogging one of the larger clarifiers, restricting flow. The rags were removed, and with assistance from the Collections team, the accumulated debris was vacuumed out of the aeration tanks that feed the clarifiers. The buildup also impacted the Raw Activated Sludge (RAS) pump associated with the clarifier, requiring the pump to be opened to clear a rag obstruction that was limiting flow. After all debris was removed, both the clarifier and the RAS pump were returned to normal operation.



Sampling and Laboratory

Staff collected 178 samples and spent 356-man hours performing laboratory duties and analysis for process control and regulatory reporting purposes. Effluent from the Horton, Wright, and Desert Crest plants consistently met the District's discharge permit requirements.

Pond Maintenance

Horton Ponds 1, 4, 5, and 7 were cleaned and rehabilitated during February 2026. The ponds continue to percolate at a high rate and continue being operated for 2-week intervals.



Wastewater Report

Through continued development in the Desert Hot Springs area, and at the request of new consumers, sanitary services are always being added to the collection system. Below is a summary of new sanitary service connections by month.

New Sanitary Service Connections to Collection System					
Fiscal Year	2025/26	2024/25	2023/24	2022/23	2021/22
July	13	9	4	4	18
August	20	7	12	26	20
September	4	2	17	20	20
October	26	2	3	13	36
November	3	22	7	8	29
December	1	5	21	8	12
January	4	1	2	35	14
February	30	55	1	4	7
March		30	1	24	17
April		46	7	16	7
May		42	8	9	16
June		4	0	4	2
Total	101	235	83	171	198

Additional sanitary service connection information is provided in Appendix E.

The following table shows the average daily flow and peak daily flow for the Horton WWTP, Desert Crest WWTP, and Wright RWRP.

Wastewater Flow (MGD)						
Fiscal Year 2025/26	Horton WWTP		Desert Crest WWTP		Wright RWRP	
	Average Daily Flow	Peak 24-Hour Flow	Average Daily Flow	Peak 24-Hour Flow	Average Daily Flow	Peak 24-Hour Flow
July	1.862374	1.999693	0.042087	0.048290	0.169682	0.194612
August	1.785411	1.918440	0.034649	0.040490	0.188708	0.236098
September	1.858563	1.995437	0.030936	0.039250	0.200613	0.240535
October	1.893174	1.994838	0.031488	0.038150	0.189350	0.250412
November	1.922275	2.161271	0.035959	0.046170	0.182794	0.208263
December	1.872361	1.992182	0.031247	0.040290	0.189836	0.243899
January	1.926865	2.046751	0.029501	0.035770	0.184522	0.209300
February	1.897698	2.081533	0.030420	0.037800	0.192446	0.271299
March						
April						
May						
June						

Additional wastewater flow information is provided in Appendix E.

Water Production Department

Water Produced

Water System	System Number	February 2026 (AF)	February 2026 (MG)
Mission Springs WD	CA3310008	512.39	166.90
West Palm Springs Village	CA3310078	6.08	1.98
Palm Springs Crest	CA3310081	3.51	1.14
Total		521.98	170.02

Water Sampling/Testing

- Bacteriological Sampling – Staff collected 50 routine samples in the MSWD system, four routine samples in the ID-E area which includes the West Palm Springs Village (WPSV) and Palm Springs Crest (PSC) systems, and four well samples in ID-E.
- Staff collected 16 general physical samples in the MSWD system and two general physical samples in ID-E.
- Well 26A Uranium Treatment (IXP) Sampling – The monthly and quarterly uranium sampling was completed in December 2025.
- DDW Reporting – The District's Monthly Coliform Monitoring Report for all three water systems will be sent to the SWRCB Department of Drinking Water (DDW) on March 10, 2026.
- Chromium-6 Sampling – Staff completed the Chromium-6 sampling on February 18, 2026, for all our wells except for Wells 22, 27, and 34 due to being offline for mechanical failure.

Chlorination System Updates

- Chlorination Pumps – Staff conducted routine maintenance and inspections on all chlorine pumps and related equipment at well sites. Staff made necessary adjustments, repairing and/or rebuilding to ensure proper operation. Most chlorinator pumps continue to function properly, with only typical preventative maintenance required (i.e., repair of cracked chlorination suction/feed tubing).
- Sodium Hypochlorite (Chlorine) Usage – During the month of January 2026, a total of 1,339 gallons of chlorine (12.5% solution strength) was used to disinfect the distribution system and our production facilities. (Reflects usage in the MSWD and ID-E water systems.)
- Chlorine Residuals at Production Well Sites – In February 2026, the Water Production staff checked and documented the chlorine residuals at all wells in use 146 times. The average chlorine residual of these readings was 1.08 ppm. (This data reflects the MSWD and ID-E water systems.)
- Distribution System Chlorine Residuals – During the month of February 2026, the Water Production staff checked and documented the chlorine residuals throughout the distribution system a total of 96 times. The average chlorine residual of these readings is 0.91 ppm. (This data reflects the MSWD and ID-E water systems.)

Well Soundings

Staff continued to sound the groundwater levels for 13 production wells and nine monitoring wells. Staff aim to complete these by the 20th of each month.

Water Production Facility Updates

Staff are responsible for oversight of all water production sites, including making necessary operational adjustments to ensure optimal performance. Their duties also include conducting monthly overflow maintenance, which may require climbing reservoirs when needed.

Sanitary Survey Corrections

In February 2026, staff continued to correct items that were brought to our attention during the last Sanitary Survey Inspection. All resolved issues are documented, and a photo is uploaded to a folder to be sent to the state.

Gateway Fire Pump Testing

Staff performed the monthly fire pump testing in February 2026. All systems functioned properly. Water loss data was captured and entered onto our water loss tracking worksheet.

Oil Changes

All well and booster pump motors were changed in November 2025 to account of the cooler temperatures. Oil changes will be made again in April to account for warmer temperatures.

Well 26 Bac-t Failure/4-log removal

In February 2026, staff conducted routine weekly bacteriological source and compliance point sampling in accordance with the 4-log removal agreement with the State Water Resources Control Board DDW. Weekly bac-t samples are collected each Wednesday, and chlorine residuals are collected each day the well pumps into the system, to ensure adequate dosing remains above the DDW required 0.50 mg/L. All documentation is being provided in the daily production run reports.

Well 26 Sample Port

Production staff replaced the old sample port for the raw well samples.



Well 25A

Production staff replaced an older leaking air vac with an newer and updated air vac.



Little Morongo Boosters

Shaft guards were replaced with new guards.



Well 24

Well 24 was placed into stand-by status on November 19, 2025. The well will remain in stand-by status until further notice. The Cla-Val for flushing to waste has been adjusted and will not pump into the system.

Well 26A

The downhole brushing and bailing began on February 24, 2026.

Existing Well 33 RES-BCT Solar Site

Staff received one qualifying bid from the solicitation for bids process for all required repairs to the site. Staff plans to bring the award of contract to the Board in March 2026. Once repairs are made, then efforts to move forward with an RFP process for annual maintenance services of the solar site will start back up.

Nancy Wright RWRP PPA Solar Project

In February 2026, the contractor completed 90% of the solar array installation. Final installation of the solar arrays (modules) will be completed in March 2026 along with fine adjustments and torquing all fasteners to specifications. This work will be followed by construction of wiring, cabling, and transformers.

New RES-BCT Solar Project

The application with SCE has been approved. Construction will begin following the Nancy Wright RWRP site.



Water Report

Through continued development in the Desert Hot Springs area and at the request of new customers, water services are always being added. Below is a summary of new water services added each month.

New Service Connections to the Water System					
Fiscal Year	2025/26	2024/25	2023/24	2022/23	2021/22
July	18	9	5	6	18
August	19	14	14	28	19
September	8	6	19	22	23
October	26	2	4	16	33
November	3	25	9	10	27
December	8	6	5	9	9
January	3	1	5	26	14
February	31	59	3	14	8
March		37	6	29	19
April		64	11	24	6
May		54	9	16	19
June		7	3	5	1
Total	116	284	93	205	196

Additional water service connection information is provided in Appendix E.

As expected, the new water services increase the amount of water needed to be pumped; however, the weather and water conservation continue to be the primary factor in MSWD water production. The following table summarizes the MSWD water production by month.

Monthly Water Production (AF)							
	FY 2025/26	Variance from Prior Year		FY 2024/25	FY 2023/24	FY 2022/23	FY 2021/22
		AF	%				
July	812.67	-126.40	-13.46	939.07	789.99	751.79	796.57
August	789.94	-28.69	-3.50	818.63	737.74	850.19	839.93
September	762.89	-22.96	-2.92	785.85	675.06	716.03	738.65
October	674.64	-43.62	-6.07	718.26	709.23	691.98	665.18
November	531.93	-42.15	-7.34	574.08	629.05	599.39	679.85
December	666.21	19.13	2.96	647.08	529.99	554.27	565.48
January	541.35	-30.89	-5.40	572.24	556.57	530.39	580.28
February	521.99	12.91	2.54	509.08	458.69	490.41	527.34
March				564.28	560.24	500.37	601.44
April				598.68	649.67	552.34	624.07
May				645.40	696.24	726.25	745.36
June				769.02	700.11	682.09	730.02
Total	5,301.61	-262.68	-4.72	8,141.67	7,692.58	7,645.50	8,094.17

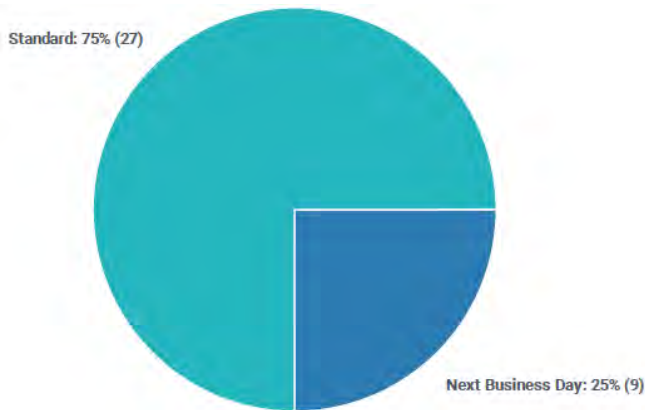
Additional water production information is provided in Appendix E.

APPENDIX A – Innovation & Technology Information

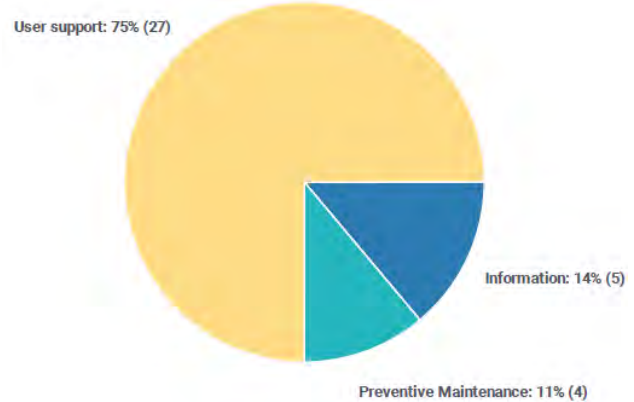
Mission Springs — February 2026 Client report

Client Activity Report and Analysis

Tickets received by Priority



Tickets received By Type



Client Service Rating

Overall Satisfaction	—
Number of Service Requests	44
Number of Survey Responses	0
Response Rate	0%

Tickets Received	36
Tickets Closed	38
Ticket MTTR	0.41

Client Hours — February

Hours on SOs	84
Hours on Projects	7
Meeting Hours	0
TOTAL HOURS	91

Mission Springs — February 2026 Client report

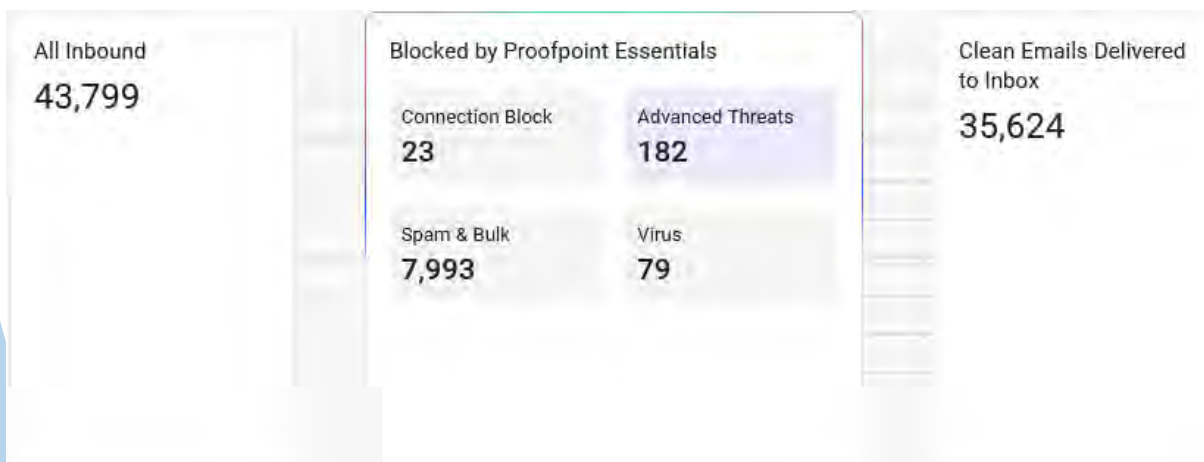
February Client Meetings

Meeting Title	Topics	Time Allocated
N/A	• N/A	0

Client Pending Projects

Project Title	Purpose
Network Hardware	Upgrade Hardware to maintain cyber security resiliency
Client Server Updates	Update security servers
Server Replacement	Current servers at the end of life cycle

Client Email Filtering



APPENDIX B – Federal & State Legislative Information

Mission Springs Water District Federal Update

February 27, 2026

Federal Appropriations Update

Earlier this month, Congress passed five of the six remaining Fiscal Year (FY) 2026 appropriations bills. The package included the following bills: Defense; Financial Services–General Government; Labor–HHS–Education; State–Foreign Operations; and Transportation–HUD. The Homeland Security (HS) appropriations bill was not a part of the package as Congressional Republicans and Democrats could not come to an agreement on language in the bill related to U.S. Immigration and Customs Enforcement (ICE) activities. As a result, Congress passed a short-term Continuing Resolution (CR) for the HS appropriations bill to allow for more time for negotiations. The short-term CR expired on February 13th, and since Congress was unable to act on the funding bill, the Department of Homeland Security is currently in a shutdown. DHS will continue to be shut down until Congress is able to come to an agreement on the bill.

Even though there is still one outstanding FY26 appropriations bill, Congress is also turning the page to begin work on the FY27 appropriations bills. On February 25, the House Appropriations Committee provided guidance to House Members on FY27 programmatic, language and Community Project Funding (CPF) requests. The Senate Appropriations Committee has yet to release its FY27 guidance to Senators.

LEGISLATIVE ACTIVITY

House and Senate Committees Hold Hearings with Army Corps Civil Works Leadership.

On February 24 and 25, the [House Transportation and Infrastructure Subcommittee on Water Resources and Environment](#) and the [Senate Environment and Public Works Committee](#) convened hearings to examine proposals for a *Water Resources Development Act (WRDA) of 2026* and conduct oversight of the U.S. Army Corps of Engineers Civil Works program. Assistant Secretary of the Army for Civil Works Adam Telle and Lieutenant General William H. “Butch” Graham, Jr., Chief of Engineers and Commanding General, testified at both hearings. Assistant Secretary Telle highlighted the Administration’s WRDA 2026 priorities and the recent announcement of the “Building Infrastructure, Not Paperwork” initiative, which is intended to streamline permitting, refocus on core missions, strengthen fiscal discipline, and accelerate infrastructure delivery. Lieutenant General Graham focused on implementation of prior WRDAs and improvements in cost estimation, risk management, and early industry engagement to keep projects on schedule and within budget. Lawmakers in both hearings

stressed the importance of preserving the biennial WRDA cycle, ensuring timely implementation of *WRDA 2024* and prior acts, and maintaining oversight of project prioritization and backlog management.

Senate EPW Committee Releases Draft TSCA Reform Bill Ahead of Hearing. On February 26, Senate Environment and Public Works Committee Chair Shelley Moore Capito released a [discussion draft](#) of the *Toxic Substances Control Act Fee Reauthorization and Improvement Act of 2026*. The proposal would reauthorize and revise the Environmental Protection Agency’s (EPA) authority to collect industry fees under the *Toxic Substances Control Act* (TSCA), which is set to expire on September 30. The proposal outlines a tiered review framework, would limit reliance on “hypothetical circumstances” in risk determinations, and would seek to clarify how EPA evaluates “unreasonable risk.” It would also require consideration of company-submitted exposure and risk mitigation data, establish an accreditation program for third-party assessors to review applications, and direct EPA to apply existing safer chemical criteria to new substances. Certain categories of chemicals, including PFAS, would be excluded from expedited review pathways. The Committee is scheduled to hold a [hearing](#) on March 4 to examine the draft bill.

Senator Padilla Introduces Bills to Strengthen Water Resilience and Supply. Senator Alex Padilla (D-CA) has introduced two bills aimed at improving water supply reliability and drought resilience in California and across the West. The *Making Our Communities Resilient through Enhancing Water for Agriculture, Technology, the Environment, and Residences (MORE WATER) Act* ([S. 3738](#)) would reauthorize expiring Bureau of Reclamation recycling programs and create a new multi-benefit water conveyance grant program. It would also support habitat restoration for threatened and endangered fish species and authorize grants covering up to 30 percent of canal restoration costs to improve the capacity of major systems such as the California Aqueduct. The *Growing Resilient Operations from Water Savings and Municipal-Agricultural Reciprocally-beneficial Transactions (GROW SMART) Act* ([S. 3737](#)) would authorize \$35 million over seven years for Reclamation to fund voluntary agricultural water-efficiency demonstration projects and partnerships between farmers and municipal, industrial, or commercial entities. The bill intends to support pilot innovative water-saving practices while incorporating risk-management tools, shared storage arrangements, and other mechanisms designed to protect farm viability during drought or market downturns.

CONGRESSIONAL LETTERS

Senators Urge Withdrawal of Proposed 2025 WOTUS Rule. Senator Adam Schiff (D-CA) led 15 of his Senate colleagues in sending a [letter](#) to EPA Administrator Lee Zeldin and Assistant Secretary of the Army for Civil Works Adam Telle urging their agencies to abandon their proposed 2025 Waters of the United States (WOTUS) rule under the *Clean Water Act*. The senators argue the proposal—intended to implement the Supreme Court’s decision in *Sackett v. EPA*—goes beyond the Court’s holding by further narrowing federal jurisdiction over wetlands, tributaries, and intermittent streams. The letter contends the rule is legally unnecessary, inconsistent with congressional intent, and would shift pollution control and flood mitigation burdens to downstream communities and states.

Central Valley Lawmakers Urge Newsom to Reconsider Delta Pumping Limits. On February 9, Representatives Jim Costa (D-CA), Adam Gray (D-CA), David Valadao (R-CA), and Vince Fong (R-CA) sent a [letter](#) to California Governor Gavin Newsom urging him to reverse a temporary limit on water pumping in the Sacramento-San Joaquin River Delta. The lawmakers argue that implementation of the Port Chicago water quality standard could result in the loss of up to 600,000 acre-feet of water this winter for farms and communities served by the State Water Project and Central Valley Project. The letter also states that changing environmental conditions and updated scientific understanding have undermined the rule’s original rationale and that current reservoir releases to meet the standard could also reduce cold-water supplies later in the year for salmon protection.

FEDERAL AGENCY ACTIONS AND PERSONNEL CHANGES

President Trump Delivers State of the Union Address. On February 24, President Trump delivered the first [State of the Union address](#) of his second term, speaking for about one hour and 48 minutes—the longest in history before a joint session of Congress. The speech outlined his Administration’s record and priorities for the year ahead, including the economy, trade and tariffs, taxes, immigration, health care, energy, elections, AI, and foreign policy.

Supreme Court Allows California to Use New Congressional Map in 2026 Election. On February 4, the Supreme Court of the United States declined to block California’s newly adopted congressional map, clearing the way for the state to use the lines in upcoming elections while litigation continues in the lower courts. In a [one-sentence order](#), the Court rejected an emergency request in *Tangipa v. Newsom* to require the state to retain its prior map for the 2026 election. In January, a three-judge district court panel ruled 2-1 to deny a preliminary injunction, concluding that partisan considerations predominated.

Army Corps Launches “Building Infrastructure, Not Paperwork” Initiative. On February 23, Assistant Secretary of the Army for Civil Works Adam Telle [announced](#) a new reform effort aimed at accelerating project delivery within the Army’s Civil Works program. The initiative directs the Army Corps of Engineers to refocus on core water resources missions, prioritize high-impact infrastructure projects, shorten permitting timelines, and reduce internal regulatory and paperwork requirements that delay project completion. The plan includes 27 actions organized around five areas: maximizing infrastructure delivery, cutting red tape, improving efficiency, strengthening transparency and accountability, and prioritizing projects that provide the greatest national benefit.

CEQ Launches “CE Works” Pilot to Streamline NEPA Reviews. The Council on Environmental Quality (CEQ) [announced](#) a “CE Works” pilot program, a digital platform designed to streamline categorical exclusion (CE) determinations under the *National Environmental Policy Act*. Developed with the General Services Administration, the tool creates a standardized digital workflow for agencies to apply, review, and document CEs, with the goal of accelerating federal permitting for infrastructure and energy projects. The pilot will begin with the Bureau of Land Management’s Moab Field Office, with broader rollout anticipated.

Treasury Proposes New Data Collection System for Federal Aid Programs. On February 4, the Department of the Treasury [proposed](#) creating a new government-wide data system to collect and store detailed information tied to Treasury-administered financial assistance programs, including State and Local Fiscal Recovery Funds, Capital Projects Fund, Emergency Rental Assistance, Homeowner Assistance Fund, and small business credit programs. Treasury states the system would be used for compliance oversight, fraud prevention, audits, and research. The proposal would allow Treasury to collect and maintain personal and financial information related to program beneficiaries, subrecipients, contractors, and associated individuals. Comments are due by March 6, 2026.

##



Mission Springs Water District Sacramento Update

February 2026

During the month of February, the Legislature passed a significant legislative milestone - February 20 marked the final day to introduce new bills during the 2026 Legislative Session. Many of the bills introduced by or on February 20 are “spot bills” meaning that they do not contain substantive policy changes and will need to be amended by the end of March to receive a hearing and move forward with the committee process.

Policy committee hearings on the new bills will begin in March and continue into April. Legislation must be in print for 30 days before it can be heard in a committee. Given that many of the new proposals were introduced in the past few weeks, the agendas for the April hearings are likely to be very full.

Working with Mission Springs staff, we have reviewed all the bills of interest introduced by the deadline and are engaging, as necessary. As the “spot bills” are amended to become more substantive, we will continue to flag bills of interest and review them with Mission Springs staff for positions based on the adopted Legislative Platform.

State Budget Update

The Legislature began to hold hearings on the Governor’s 2026-27 budget proposal. The budget hearings will continue over the next few months until the Governor releases his May Revise in mid-May.

Looking at state revenue, on February 20 the nonpartisan Legislative Analyst’s Office (LAO) upgraded its state revenue outlook. According to the LAO, revenues could be \$8.1 billion higher than estimated in the 2025-26 budget but \$3.4 billion lower in the 2026-27 fiscal year. This shows how many unknowns there are in the state revenue estimates. It will be up to the Legislature and Governor to decide on a revenue number to use to balance the 2026-27 budget by the June 15 deadline.

Proposition 4 Rulemaking

The Legislature has been moving AB 35 (Alvarez) as an urgency measure to subject Proposition 4 regulations to an expedited administrative procedure act review. This change will help to get the allocated money out faster. In February, the Legislature passed and the

Governor signed a budget trailer bill that did this for the 2025-26 allocations from Proposition 4. This addressed the urgent issue and now AB 35 will move forward in the regular legislative process to address future Proposition 4 allocations. Mission Springs is part of a large coalition of organizations supporting AB 35.

APPENDIX C – Public Affairs Information



CVWC Digital Marketing Report

Website, Social, and Marketing Performance

Feb 1–28, 2026

by Hunter | Johnsen

Google Ads Campaigns

 **DISPLAY AD IMPRESSIONS**
CV Water Counts

59,222

 **SEARCH AD IMPRESSIONS**
CV Water Counts

3,407

 **VIDEO IMPRESSIONS**
CV Water Counts

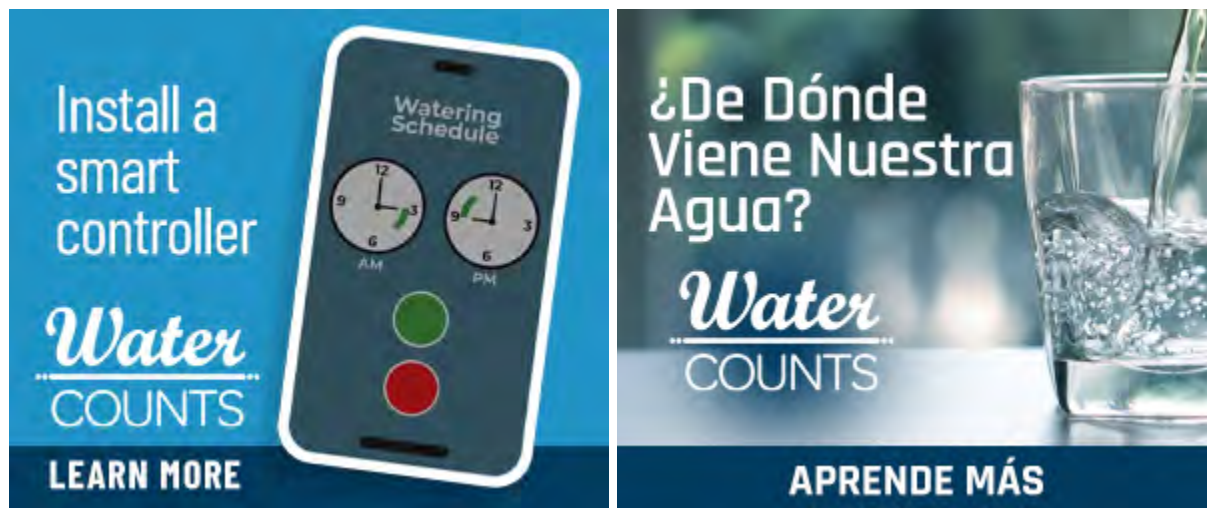
127.36K

 **Clicks**
CV Water Counts

1,724

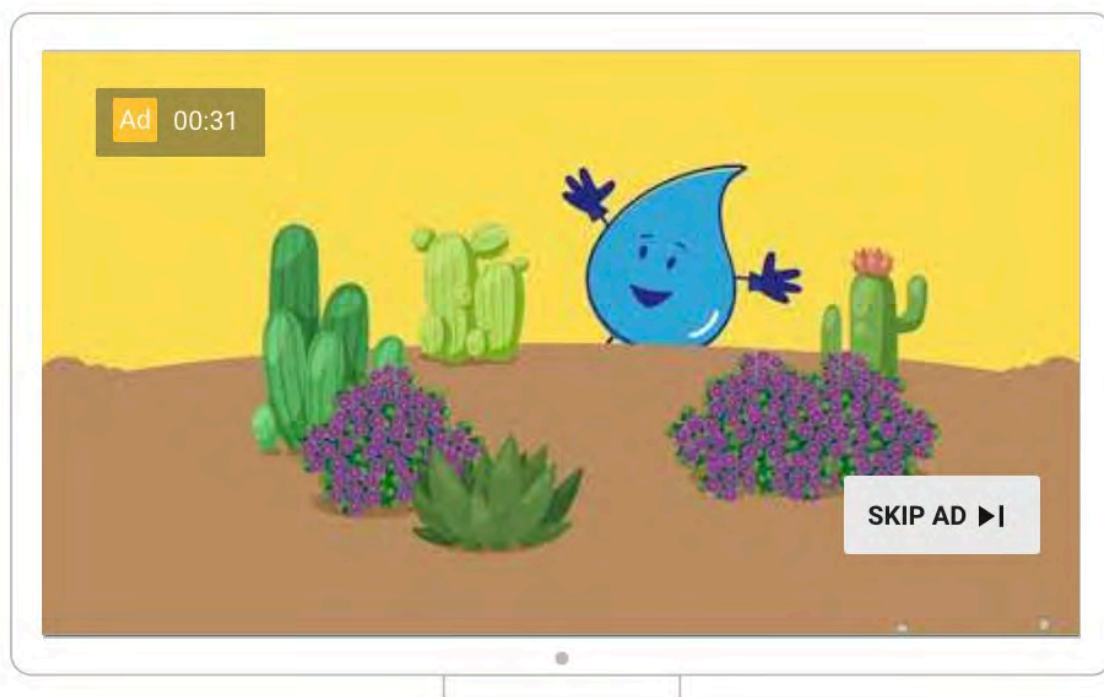
 **GOOGLE PROGRAMMATIC DISPLAY AD CAMPAIGN PERFORMANCE**
CV Water Counts

Campaign name	Clicks	Impr.
CV Water Counts Spanish February 2026	692	38,132
CV Water Counts February 2026	732	21,090
	1,424	59,222



 **GOOGLE YOUTUBE VIDEO AD CAMPAIGN PERFORMANCE**
CV Water Counts

Account name	Impr.	Engagements	Video views	Clicks
CV Water Counts	127,362	80,659	74,303	132
CVWC Video - February (Spanish)	65,921	43,520	39,146	56
CVWC Video - February 2026	61,441	37,139	35,157	76
	127,362	80,659	74,303	132




**GOOGLE ADS PAID SEARCH CAMPAIGN PERFORMANCE**

CV Water Counts

Campaign	Clicks	Impr.
CVWC search	168	3,407
	168	3,407

Facebook Ad Campaigns

FACEBOOK AD PERFORMANCE
Hunter Johnsen

Ad preview	Link Clicks	Impr.	Reach	Frequency	Page engagement
 <p>CVWC - February 2026 www.instagram.com Conservation Tip of the Month: Install a smart controller, and save up to 15,000 gallons of water per year. 💧 🌱 #EveryDropCounts...</p>	1,063	58,110	22,608	2.57	1,400
	1,063	58,110	22,608	2.57	1,400

Website Information

Users
CV Water - CV Water Counts - GA4

2,862

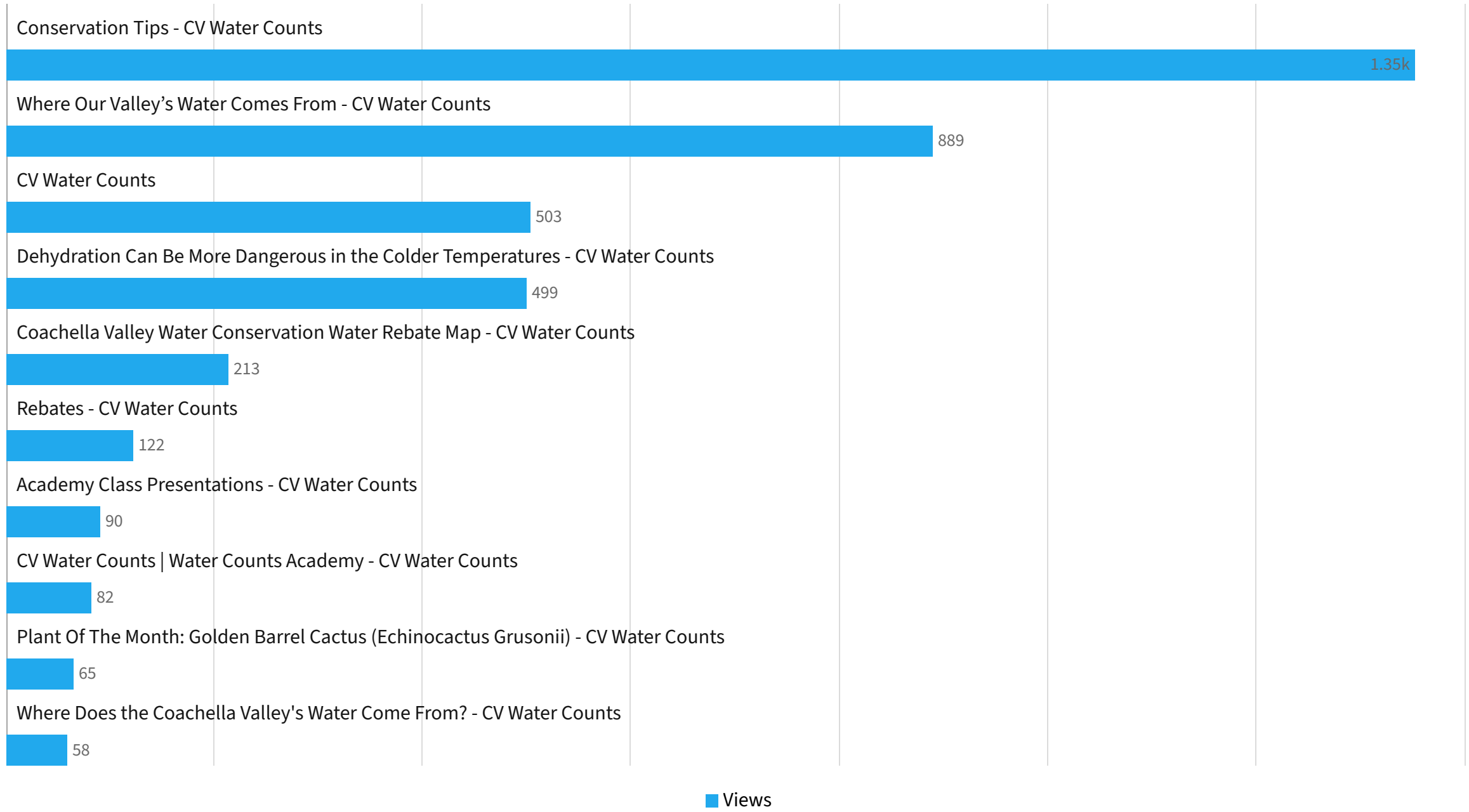
Sessions
CV Water - CV Water Counts - GA4

3,608

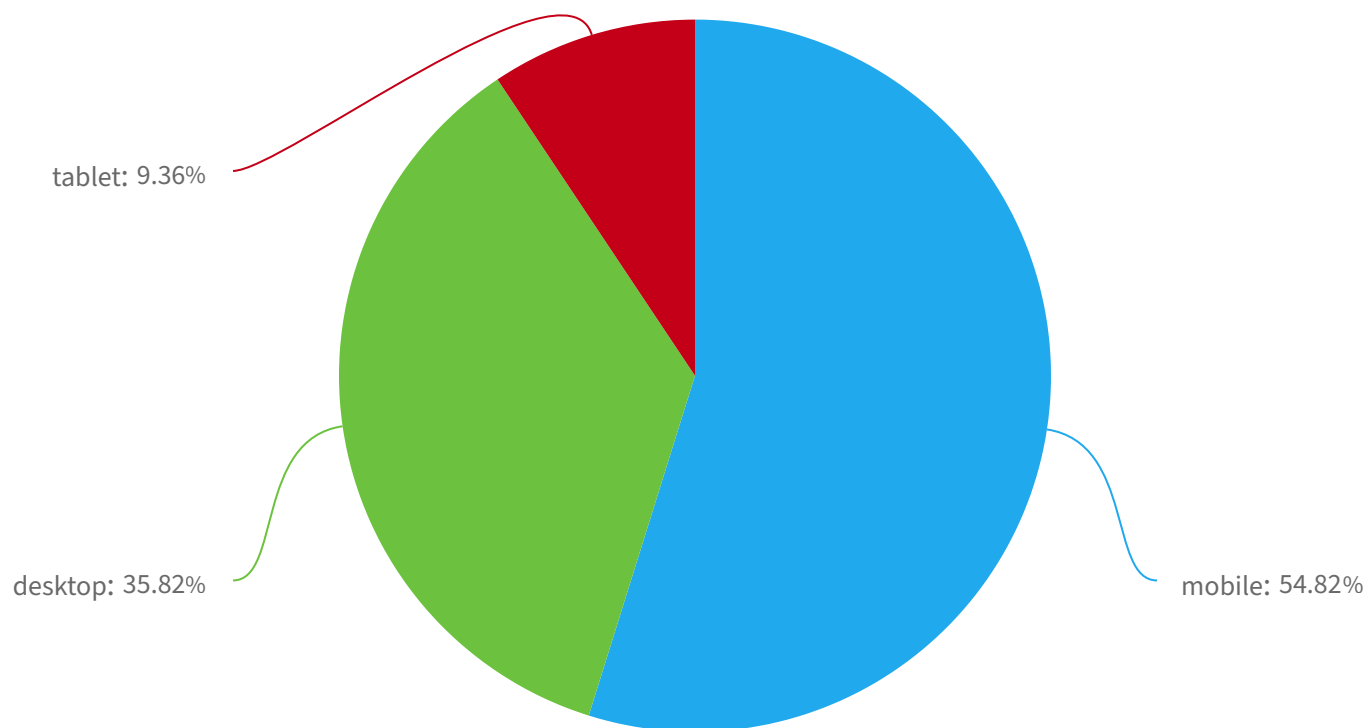
PAGEVIEWS
CV Water - CV Water Counts - GA4

4,684

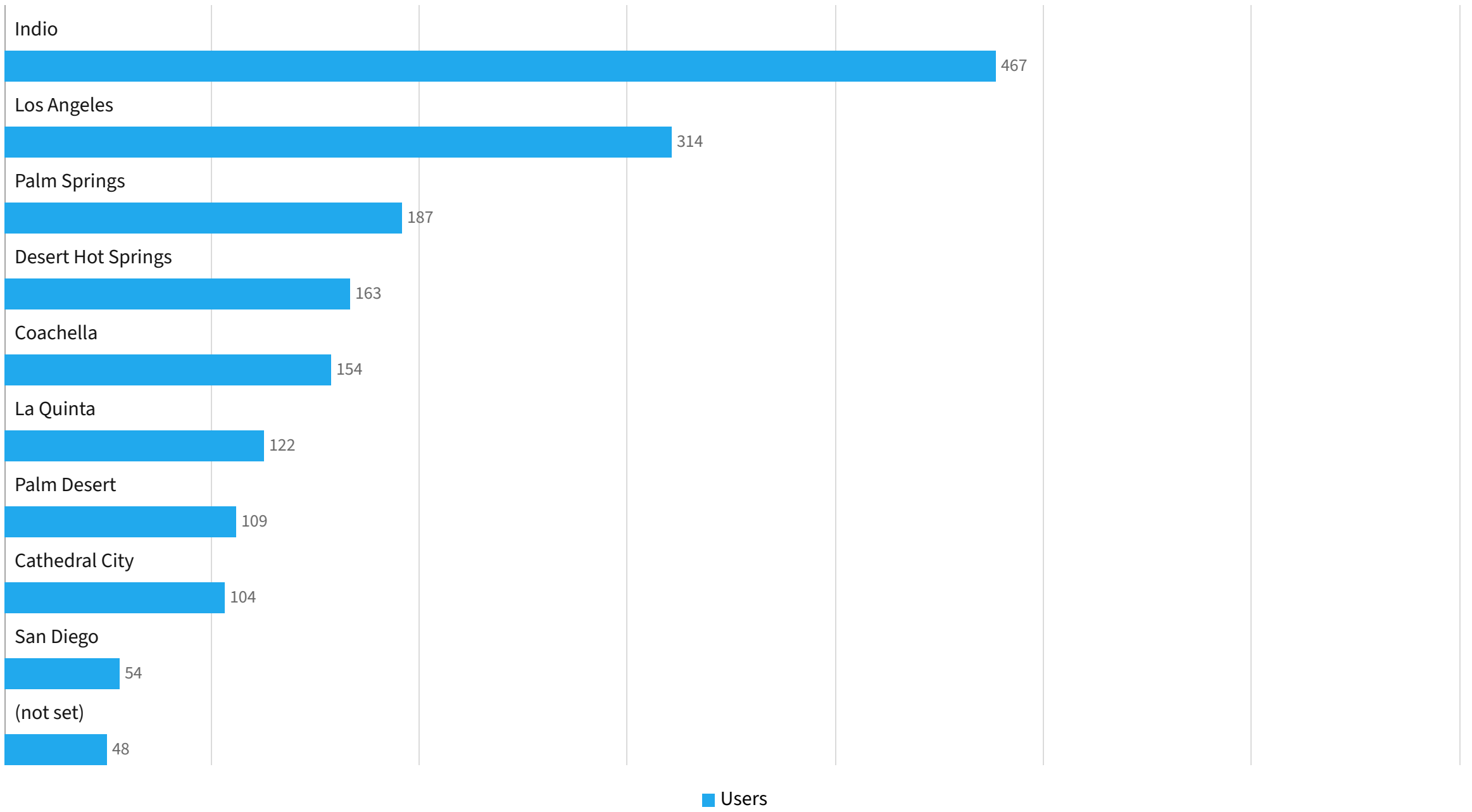
Views by Page title and screen class
CV Water - CV Water Counts - GA4



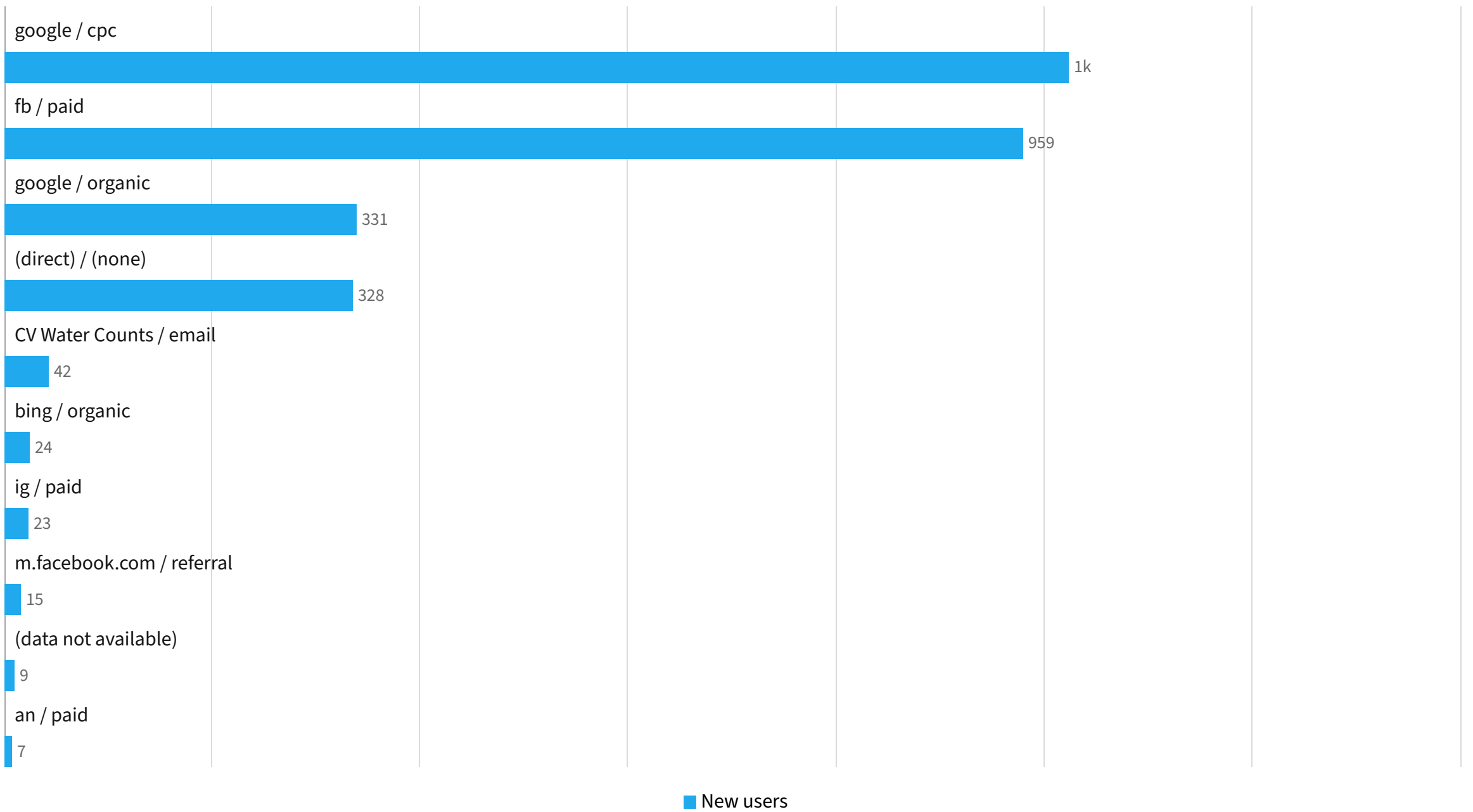
Engaged sessions by Device category
CV Water - CV Water Counts - GA4



Users by City
CV Water - CV Water Counts - GA4



New users by First user source / medium
CV Water - CV Water Counts - GA4



Month performance
Last 6 months: CV Water - CV Water Counts - GA4

Month	New users	Engaged sessions	Engagement rate	Sessions per User	Average engagement time
February 2026	2,774	1,049	29.1%	1.26	16s
January 2026	3,569	1,427	30.0%	1.3	20s
December 2025	2,830	1,335	34.8%	1.31	21s
November 2025	2,897	1,309	35.8%	1.23	20s
October 2025	2,267	1,056	35.1%	1.29	16s
September 2025	2,497	1,212	35.8%	1.32	18s
	16,834	7,512	33.7%	1.32	19s

Organic Search



Query performance

cvwatercounts.com/

Query	Impr.	Clicks	CTR	Avg. position
golden barrel cactus	7,141	17	0.24%	1.22
echinocactus grusonii	5,357	10	0.19%	1.07
barrel cactus	3,308	3	0.09%	1.54
carissa	2,797	6	0.21%	4.81
natal plum	2,455	0	0%	2.08
asiento de suegra	2,116	5	0.24%	1
carissa macrocarpa	1,490	1	0.07%	1.8
coussin de belle mere	1,471	3	0.2%	1
cuscino della suocera	1,440	3	0.21%	1
金鯨 サボテン	1,290	2	0.16%	1
	77,528	145	0.19%	21.12



Page performance

cvwatercounts.com/

Page	Impr.	Clicks	CTR	Avg. position
https://cvwatercounts.com/plant-of-the-month-golden-barrel-cactus-echinocactus-grusonii/	53,778	89	0.17%	1.39
https://cvwatercounts.com/plant-of-the-month-natal-plum-carissa-macrocarpa/	10,480	15	0.14%	3.71
https://cvwatercounts.com/plant-of-the-month-sand-verbena-abronia-villosa/	4,630	13	0.28%	3.15
https://cvwatercounts.com/ten-ways-to-help-protect-our-groundwater/	3,091	5	0.16%	4.62
https://cvwatercounts.com/where-does-the-coachella-valley-water-come-from/	3,025	27	0.89%	7.71
https://cvwatercounts.com/plant-of-the-month-cleveland-sage-chaparral-sage-salvia-clevelandii/	2,348	1	0.04%	3.06
https://cvwatercounts.com/lake-cahuilla-recreation-and-reliability/	2,258	6	0.27%	8.32
https://cvwatercounts.com/toilet-leaks-can-be-very-costly-find-out-if-you-have-a-leak/	2,079	6	0.29%	6.85
https://cvwatercounts.com/plant-of-the-month-date-palm-phoenix-dactylifera/	1,835	0	0%	12.18
https://cvwatercounts.com/plant-of-the-month-red-yucca-hesperaloe-parviflora/	1,735	0	0%	6.24
	126,396	362	0.29%	11.79


Facebook Information

 **Impressions**
CV Water Counts


55,636

 **Reach**
CV Water Counts


20,563

 **Follows**
CV Water Counts


2

 **Unfollows**
CV Water Counts

1

 **Post engagement**
CV Water Counts


1,144




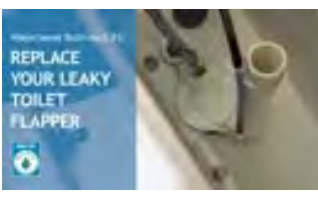


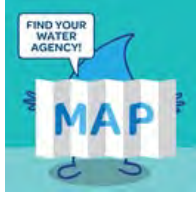

 **Total page views**
CV Water Counts











132

 **Page likes**
CV Water Counts

3,931

 **Post performance**
CV Water Counts

Post	Date	Reach	Likes
 <p>If you or someone you know needs help paying a water bill, assistance is available through the Help2Others program. 💧🙌 Fo...</p>	February 28, 2026	28	2
 <p>Mission Springs Water District's mission is to provide, protect, and preserve our most valuable resource – water. We are proud t...</p>	February 27, 2026	47	0
 <p>February is a transition month in the Coachella Valley. While days begin to warm, nights can still be cool, and plants are just starting ...</p>	February 26, 2026	7	0
 <p>A quick fix can mean big savings! In just a few minutes (and a few dollars), you can replace a leaky toilet flapper to start saving wat...</p>	February 25, 2026	13	0
 <p>https://www.facebook.com/photo.fb...</p>	February 24, 2026	12	1
 <p>At first glance, Desert Spoon looks almost sculpted—a perfectly rounded burst of narrow, blue-green leaves radiating from a...</p>	February 22, 2026	12	1
 <p>Not sure who your water service provider is? We can help! Check out our handy Water Map to find your local water agency. 🗺️🌴...</p>	February 20, 2026	12	0
 <p>Did You Know? Washing dishes by hand can use up to 27 gallons per wash—while an Energy Star-rated dishwasher can use as little as 3...</p>	February 18, 2026	22	0
		20,705	29

Post	Date	Reach	Likes
 <p>Mission Springs Water District (MSWD) is delighted to announce the dates for the spring public tours of its water and wastewater...</p>	February 16, 2026	23	2
 <p>Happy Valentine's Day! Show your love for the Coachella Valley by using water wisely—every drop counts! ❤️💧 #ValentinesDay...</p>	February 14, 2026	17	0
 <p>Every year, we celebrate the incredible impact engineers have on the world around us. This year, National Engineers Week is...</p>	February 12, 2026	9	0
 <p>Water Smarter: apply water only as fast as your soil can absorb it—so it soaks in instead of running off. 💧🌱 For more water-saving...</p>	February 11, 2026	21	3
 <p>A typical shower lasts about 8 minutes and uses about 17 gallons—but a quick 3-4 minute shower can use closer to 7.5 gallons....</p>	February 10, 2026	25	2
 <p>Cycling in this weekend's Tour de Palm Springs,? Don't forget to hydrate before, during, and after your ride! 🚴💧 ...</p>	February 7, 2026	26	3
 <p>Living in the desert means water doesn't just show up—it's carefully managed, thoughtfully sourced, and efficiently delivered. In the...</p>	February 6, 2026	17	2
 <p>Consider upgrading to a front-loading washing machine—these use less water than top-loaders and still get your clothes sparkli...</p>	February 4, 2026	28	3
 <p>Conservation Tip of the Month: Install a smart controller, and save up to 15,000 gallons of water per year. 💧🌱 #EveryDropCounts...</p>	February 2, 2026	20,362	9
 <p>CV Water Counts updated their https://www.facebook.com/cvwate</p>	February 2, 2026	24	1
		20,705	29


Instagram Information

 **Views**
CV Water Counts

344










 **Likes**
CV Water Counts

21

 **Followers (lifetime)**
CV Water Counts

258

 **Post performance**
CV Water Counts

Post	Views	Engagement	Reach	Saved
 A typical shower lasts about 8 minutes and uses about 17 gallons—but a quick 3-4 minute shower can use closer to 7.5 gallons....	23	2	10	0
 Happy Valentine's Day! Show your love for the Coachella Valley by using water wisely—every drop counts! ❤️💧 #ValentinesDay...	21	2	9	0
 Conservation Tip of the Month: Install a smart controller, and save up to 15,000 gallons of water per year. 💧🌱 #EveryDropCounts...	19	3	6	0
 Did You Know? Washing dishes by hand can use up to 27 gallons per wash—while an Energy Star-rated dishwasher can use as little as 3...	17	3	10	0
 Not sure who your water service provider is? We can help! Check out our handy Water Map to find your local water agency. 🗺️🌴...	16	1	9	0
 Water Smarter: apply water only as fast as your soil can absorb it—so it soaks in instead of running off. 💧🌱 For more water-saving...	15	3	5	0
 https://www.instagram.com/p/DVJ	11	2	5	0
 If you or someone you know needs help paying a water bill, assistance is available through the Help2Others program. 💧🙌 Fo...	10	0	5	0
 Cycling in this weekend's Tour de Palm Springs,? Don't forget to hydrate before, during, and after your ride! 🚴💧 ...	9	5	5	0
	141	21	64	0

E-Blast Information

Campaign performance

CV Water Counts

Campaign	Send Time	Emails Sent	Unique Opens	Total Opens	Open Rate	Industry Open Rate	Total Clicks	Click Rate	Industry Click Rate	Unsubscribe Count
CV Water Counts - Water Watch Newsletter - February 2026	Wednesday, February 4, 2026 10:00 AM	813	454	852	55.84%	17.45%	148	6.33%	1.06%	0
		813	454	852	55.84%	17.45%	148	6.33%	1.06%	0



MSWD Digital Marketing & Website Report

Website, Social, and Marketing Performance


Feb 1–28, 2026



Google Ads Campaigns

 Impressions
MSWD

199.99K

 Clicks
MSWD

199

 CTR
MSWD

0.1%

 Campaign performance
MSWD

Campaign	Impr.	Clicks	CTR
MSWD Get Water Fit 2026	80,251	55	0.07%
MSWD Customer Portal Winter 2026	77,248	94	0.12%
MSWD Leaks 2026	42,492	50	0.12%
	199,991	199	0.1%

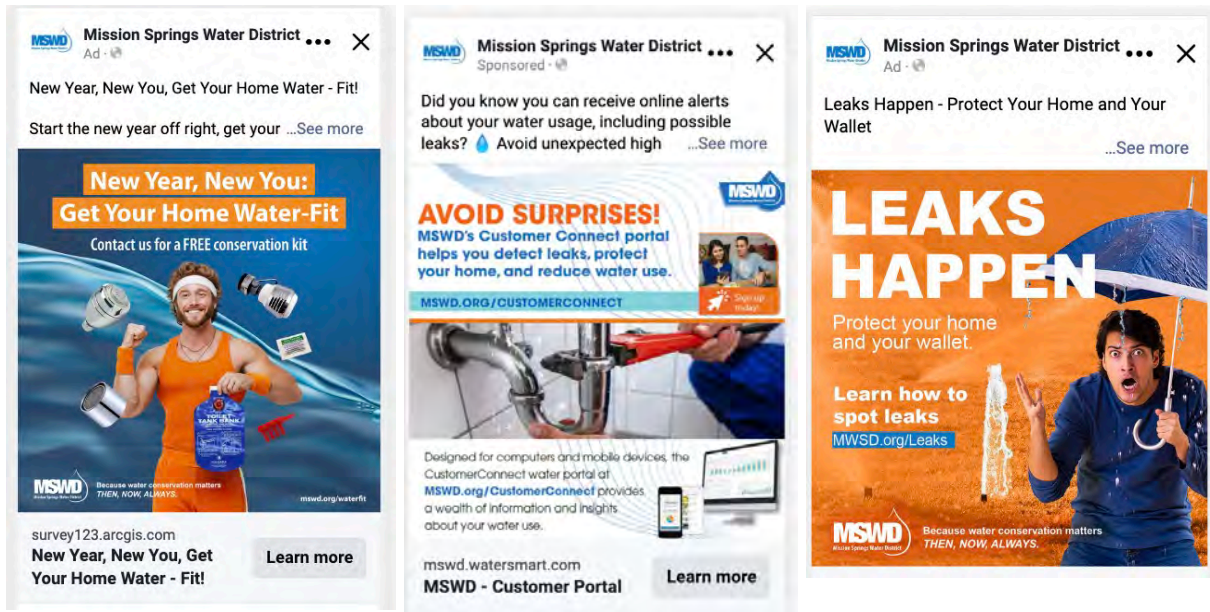


Meta Campaign Performance

Includes Facebook and Instagram campaigns

 Campaign performance
MSWD

Campaign	Link Clicks	Impr.	Reach	Page Likes
MSWD Customer Portal 2026 - Feb	99	97,501	68,315	0
MSWD Water Fit - 2026 - Feb	89	100,575	74,218	0
MSWD Leaks - 2026	75	62,317	56,531	0
	263	260,393	115,387	0



Website Information

Users
www.mswd.org - http://www.ms...

5,593

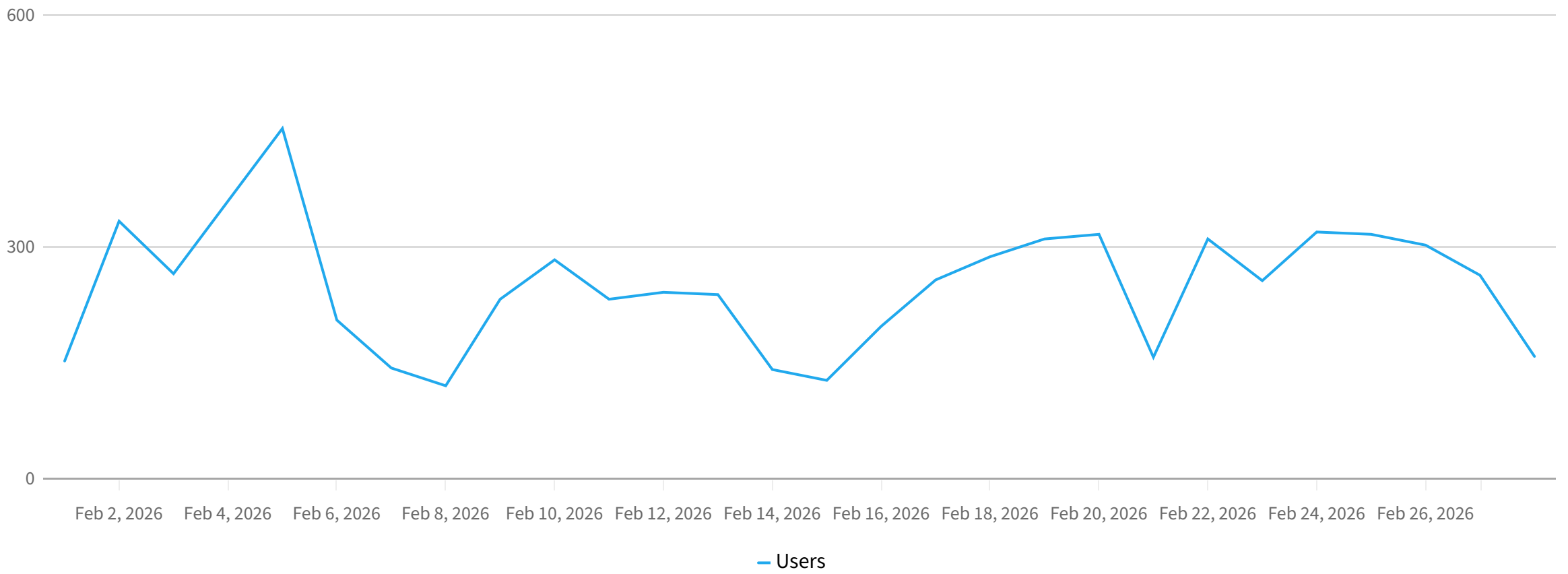
Views
www.mswd.org - http://www.ms...

18,845

Engaged sessions
www.mswd.org - http://www.ms...

5,688

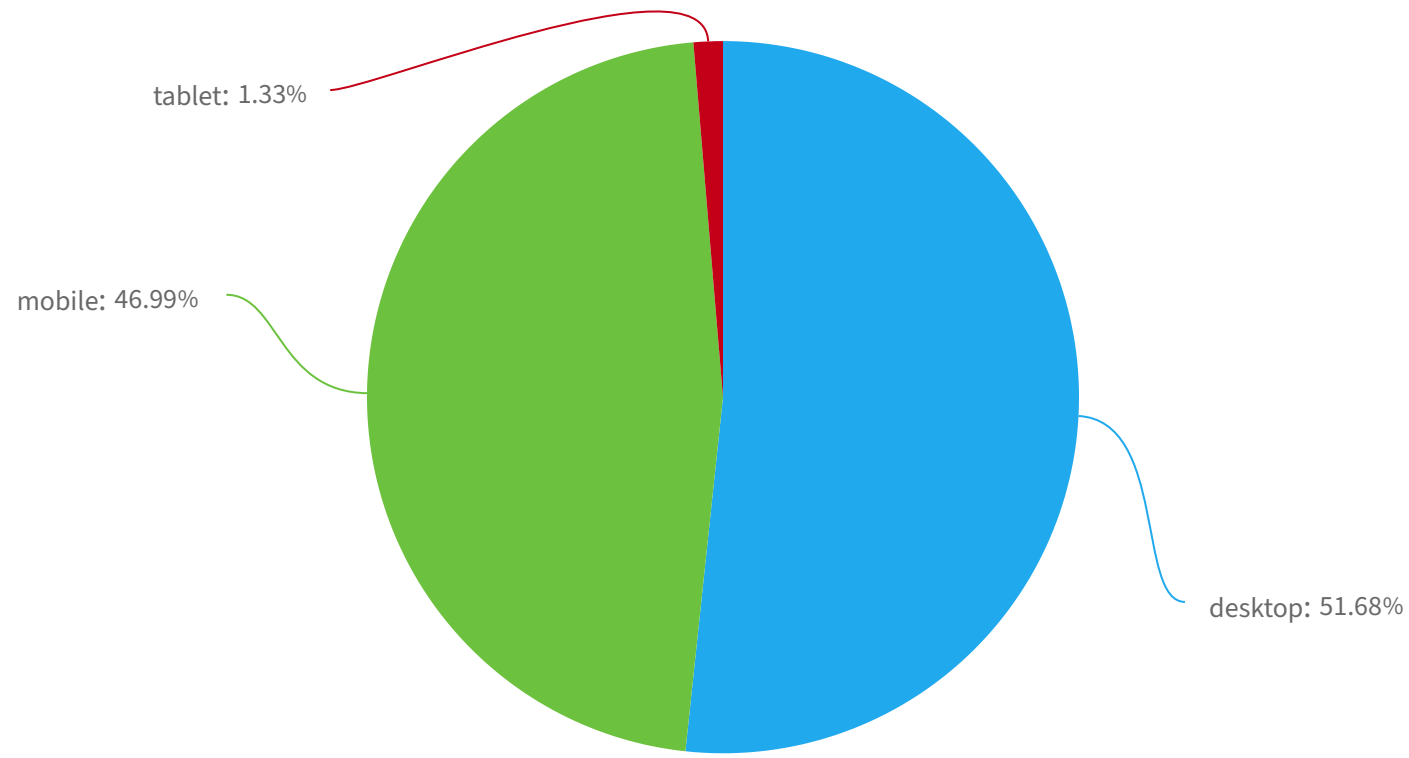
Users by Day
www.mswd.org - http://www.mswd.org - GA4



Page path performance
www.mswd.org - http://www.mswd.org - GA4

Page path	Views	Views per user	Users	Engaged sessions	Sessions per User	Average engagement time
/	5,269	1.58	3,319	3,857	1.42	16s
/mswd/page/customer-portal	4,132	1.71	2,402	3,166	1.51	14s
/jobs	670	2.5	265	357	1.71	11s
/mswd/page/online-payment-system	627	1.55	400	403	1.2	23s
/mswd/page/bill-pay-options	544	1.37	392	363	1.25	17s
/mswd/page/application-water-service	377	2.51	148	188	1.65	3m 58s
/mswd/page/careers	370	1.71	214	305	1.58	20s
/mswd/page/startstop-water-service	227	1.38	164	177	1.16	21s
/meetings	201	2.26	89	167	2.12	49s
/meetings/recent	166	1.91	87	111	1.61	31s
	18,845	3.34	5,593	5,688	1.55	49s

Engaged sessions by Device category
www.mswd.org - http://www.mswd.org - GA4



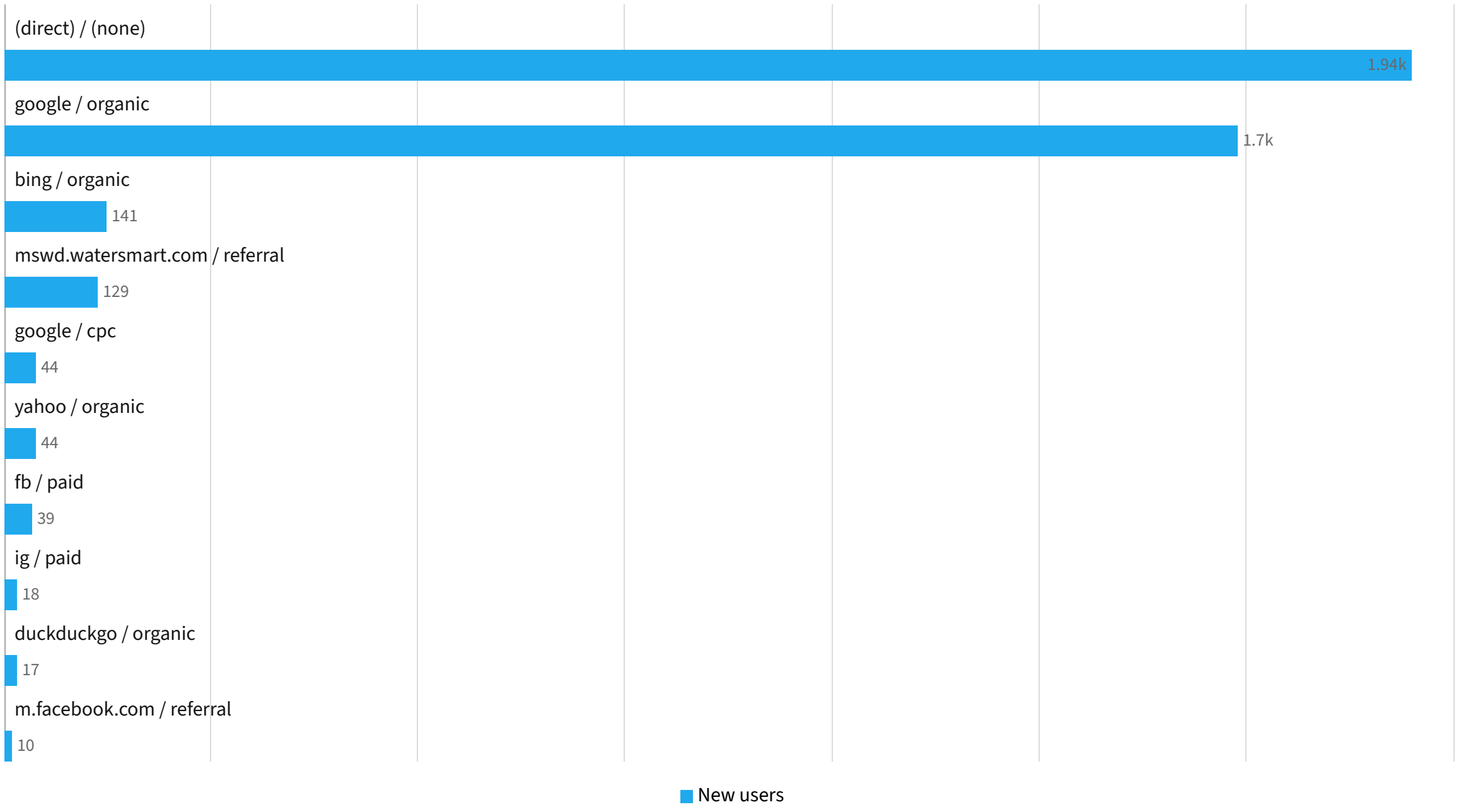
Users by City
www.mswd.org - http://www.mswd.org - GA4

City	Users
Desert Hot Springs	945
Los Angeles	929
Atlanta	275
Indio	201
La Quinta	148
San Diego	125
(not set)	106
Palm Springs	100
(not set)	88
Palm Desert	84
	5,593



New users by First user source / medium

www.mswd.org - http://www.mswd.org - GA4




Loom.ly Account Overview (February 1 - 28, 2026)

Total Clicks

2

-5 (-71.4%)

Clicks Over Time



Click Sources



Other

Click Locations









United States of America Iraq

Facebook Account Overview (February 1 - 28, 2026)

Posts Published 17	Total Likes 1,517 +5 (0.3%)
------------------------------	--

Total Views 231,797 +17,295 (8.1%)	Organic Views 7,683 +2,024 (35.8%)	Paid Views 224,114 +15,271 (7.3%)	Video Views 153 -215 (-58.4%)
---	---	--	--

3 Most Viewed Posts		3 Most Shared Posts	
 CORBS CWEA Awards Mission Springs Water District is proud to celebrate its ...	1,024	 Blood Drive Promo First blood drive of the new year, come hang out with us ...	4
 +2 Congratulations to The City of Desert Hot Springs for the...	991	 Public Tours Join us for an inside look at the innovation behind your ...	4
 Presidents Day Our offices will be closed Monday, February 16th, in obse...	785	 CORBS CWEA Awards Mission Springs Water District is proud to celebrate its ...	2

3 Least Viewed Posts



62



70



Public Tours

Join us for an inside look at the innovation behind your ...

76

3 Least Shared Posts



0



0



0












Likes By Country







1. United States of America (1,523 likes)
2. Mexico (17 likes)
3. France (4 likes)
4. India (3 likes)
5. Canada (3 likes)









Likes By City









1. Desert Hot Springs, CA (669 likes)
2. Indio, CA (70 likes)
3. Cathedral City, CA (66 likes)
4. Palm Springs, CA (55 likes)
5. La Quinta, CA (49 likes)



Facebook Post Metrics (February 1 - 28, 2026)

Date	Format	Post	Labels	Impressions	Reactions	Comments	Shares	Clicks	Video Views
February 28, 2026 7:26 PM PST	 Image			70	3	0	0	0	0
February 28, 2026 7:23 PM PST	 Simple Status			113	7	0	0	4	0
February 28, 2026 1:37 PM PST	 Simple Status			62	0	0	0	1	0
February 27, 2026 2:21 PM PST	 Video	 <p>Engineering Week Happy Engineers Week! Engineers at water agencies are the planners, problem-solvers, and protectors of our most vital resource. They oversee infrastructure projects, plan for future growth, their...</p>		218	10	0	1	15	60
February 25, 2026 4:02 PM PST	 Image	 <p>CSUSB Event MSWD was very pleased to participate in the Water World event at Cal State San Bernardino last week, hosted by the CSUSB Veterans Success Center. This event connected students and the community wit...</p>		594	12	0	0	46	0

Date	Format	Post	Labels	Impressions	Reactions	Comments	Shares	Clicks	Video Views
February 20, 2026 12:12 PM PST	 Image	 <p>Calendar Contest Eddie S. Jr. from Edward Wenzlaff High School reminds us that Valentine's Day may be over, but your love for water can last all month long! ❤️ Make it a water-saving love pact with your household: ...</p>	<div data-bbox="1099 193 1402 233" style="background-color: #008000; color: white; border-radius: 10px; padding: 2px 5px; display: inline-block;">Conservation/Rebates</div>	162	11	1	0	3	0
February 19, 2026 10:10 AM PST	 Image	 <p>Public Tours Join us for an inside look at the innovation behind your water! We are happy to announce the spring public infrastructure tours of our water and wastewater facilities, providing the community with ...</p>	<div data-bbox="1099 676 1402 716" style="background-color: #e91e63; color: white; border-radius: 10px; padding: 2px 5px; display: inline-block;">Event</div>	76	10	0	4	8	0
February 17, 2026 12:18 PM PST	 Image	 <p>Rainy Weather Rainy weather is still in the forecast, remember to turn off your irrigation for 48 hours before and after the rain to avoid water waste. Pro tip: A smart irrigation controller would've shut that...</p>	<div data-bbox="1099 1080 1402 1120" style="background-color: #008000; color: white; border-radius: 10px; padding: 2px 5px; display: inline-block;">Conservation/Rebates</div>	106	5	0	0	0	0

Date	Format	Post	Labels	Impressions	Reactions	Comments	Shares	Clicks	Video Views
February 16, 2026 9:15 AM PST	 Image	 <p>Presidents Day Our offices will be closed Monday, February 16th, in observance of President's Day. However, we are still here for you 24/7/365 in case of an emergency. #PresidentsDay #24HoursDay #WaterWorkers #De...</p>	Customer Service	785	15	0	1	15	0
February 12, 2026 9:00 AM PST	 Image			177	8	0	0	26	0
February 11, 2026 1:14 PM PST	 Video	 <p>Water Fit Video New Year, New You, Get Your Home Water - Fit! Start the new year off right, get your home water-fit with a FREE water conservation kit from us to you. The water conservation kit contains water sav...</p>	Conservation/Rebates	119	9	0	0	0	49
February 10, 2026 11:11 AM PST	 Image	 <p>Bad Bunny - Portal Hey Bestie! 🧡 Did you know you can see your daily water use and set leak alerts? Avoid unexpected high bills by staying informed, our customer web portal provides detailed insights on your daily w...</p>	Customer Service	331	12	1	0	16	0

Date	Format	Post	Labels	Impressions	Reactions	Comments	Shares	Clicks	Video Views
February 09, 2026 6:35 PM PST	 Image	 <p>CORBS CWEA Awards Mission Springs Water District is proud to celebrate its continued leadership in the wastewater industry after earning three prestigious regional awards from the California Water Environment Associ...</p>	<div data-bbox="1099 197 1400 229" style="background-color: #e6e6fa; border-radius: 10px; padding: 2px 5px; display: inline-block;">News Releases</div>	1,024	36	2	2	71	0
February 07, 2026 2:56 PM PST	 Multi-Image	 <p>+2</p> <p>Congratulations to The City of Desert Hot Springs for the ground breaking of Eagles Sports Park, it's going to be a wonderful addition to the city! 🏈🏀🎉</p>		991	21	0	0	69	0
February 05, 2026 3:22 PM PST	 Simple Status	 <p>As a community sponsor, MSWD will provide water and reusable travel pet bowls, come connect with other local business owners and meet furry friends!</p>		92	6	0	0	1	0
February 04, 2026 5:58 PM PST	 Image	 <p>Student Awards MSWD proudly participated in the Palm Springs Unified School District (PSUSD) Science & Engineering Fair last week, celebrating the creativity and scientific curiosity of students ranging from kind...</p>	<div data-bbox="1099 1203 1400 1235" style="background-color: #f08080; border-radius: 10px; padding: 2px 5px; display: inline-block;">Event</div> <div data-bbox="1099 1246 1400 1278" style="background-color: #008000; border-radius: 10px; padding: 2px 5px; display: inline-block;">Conservation/Rebates</div>	242	15	0	0	4	0

Date	Format	Post	Labels	Impressions	Reactions	Comments	Shares	Clicks	Video Views
February 02, 2026 12:12 PM PST	 Image	 <p>Blood Drive Promo First blood drive of the new year, come hang out with us and save lives by donating blood! 🩸 Sign up now for the MSWD Blood Drive on Wednesday, February 18th. To schedule an appointment, call 800....</p>	<div style="background-color: #f08080; border-radius: 10px; padding: 2px 10px; display: inline-block;">Event</div>	118	7	0	4	4	0
Total				5,280	187	4	12	283	109
Average				310.6	11.0	0.2	0.7	16.6	6.4

Instagram Account Overview (February 1 - 28, 2026)

Posts Published

11

-3 (-21.4%)

Total Followers

544

+9 (1.7%)

New Followers

11

-5 (-31.3%)

Reach

35,888

-36,051 (-50.1%)

3 Most Liked Posts



CSUSB Event

MSWD was very pleased to participate in the Water World event at Cal State San Bernardino last week, hosted by the CS...

22



CORBS CWEA Awards

Mission Springs Water District is proud to celebrate its continued leadership in the wastewater industry after earnin...

18



Student Awards

MSWD proudly participated in the Palm Springs Unified School District (PSUSD) Science & Engineering Fair last week, c...

12

3 Most Commented Posts



CORBS CWEA Awards

Mission Springs Water District is proud to celebrate its continued leadership in the wastewater industry after earnin...

2



Engineering Week

Happy Engineers Week!
Engineers at water agencies are the planners, problem-solvers, and protectors of our most vit...

2



Blood Drive Promo

First blood drive of the new year, come hang out with us and save lives by donating blood! 🩸
Sign up now for the MSW...

0

3 Least Liked Posts



Blood Drive Promo

First blood drive of the new year, come hang out with us and save lives by donating blood! 🩸

Sign up now for the MSW...

4



Calendar Contest

Eddie S. Jr. from Edward Wenzlaff High School reminds us that Valentine's Day may be over, but your love for water ca...

6



Rainy Weather

Rainy weather is still in the forecast, remember to turn off your irrigation for 48 hours before and after the rain t...

6

3 Least Commented Posts



CSUSB Event

MSWD was very pleased to participate in the Water World event at Cal State San Bernardino last week, hosted by the CS...

0



Calendar Contest

Eddie S. Jr. from Edward Wenzlaff High School reminds us that Valentine's Day may be over, but your love for water ca...

0



















Public Tours











Join us for an inside look at the innovation behind your water! We are happy to announce the spring public infrastruc...











0


Instagram Story Metrics (February 1 - 28, 2026)

Date	Story	Labels	Exits	Impressions	Reach	Replies	Taps Forward	Taps Back
February 27, 2026 7:38 PM PST			4	41	36	0	33	1
February 27, 2026 7:37 PM PST			-	42	37	0	35	-
February 27, 2026 7:37 PM PST			1	42	37	0	34	1
February 27, 2026 7:37 PM PST			1	43	38	0	35	2
February 27, 2026 7:36 PM PST			2	44	39	0	34	1
February 27, 2026 7:36 PM PST			3	52	45	0	36	6





Date	Story	Labels	Exits	Impressions	Reach	Replies	Taps Forward	Taps Back
February 27, 2026 7:36 PM PST			17	86	60	0	37	3
February 24, 2026 5:16 PM PST			5	23	17	0	11	2
February 24, 2026 5:16 PM PST			4	31	24	0	21	4
February 24, 2026 5:16 PM PST			2	33	26	0	26	4
February 24, 2026 5:15 PM PST			1	33	26	0	28	-
February 24, 2026 5:15 PM PST			1	33	28	0	26	2
February 24, 2026 5:15 PM PST			1	32	30	0	26	-
February 17, 2026 2:56 PM PST			1	14	13	0	10	-
February 17, 2026 2:56 PM PST			2	22	18	0	18	2
February 17, 2026 2:55 PM PST			-	21	19	0	20	-




Date	Story	Labels	Exits	Impressions	Reach	Replies	Taps Forward	Taps Back
February 17, 2026 2:55 PM PST			-	18	18	0	15	-
February 17, 2026 2:55 PM PST			-	20	19	0	16	-
February 17, 2026 2:55 PM PST			1	19	19	0	16	-
February 17, 2026 2:54 PM PST			-	21	21	0	17	-
February 17, 2026 2:53 PM PST			6	33	30	0	18	-
February 11, 2026 3:45 PM PST			1	14	13	0	10	1
February 11, 2026 3:45 PM PST			1	16	14	0	13	1
February 11, 2026 3:45 PM PST			-	16	14	0	14	1
February 11, 2026 3:45 PM PST			2	18	15	0	13	3
February 11, 2026 3:44 PM PST			3	24	18	0	14	1







Date	Story	Labels	Exits	Impressions	Reach	Replies	Taps Forward	Taps Back
February 11, 2026 2:02 PM PST			2	29	26	0	21	-
February 10, 2026 1:44 PM PST			6	34	22	0	20	-
February 09, 2026 11:34 PM PST			2	6	5	0	4	-
February 09, 2026 11:34 PM PST			-	6	6	0	5	-
February 09, 2026 11:34 PM PST			1	6	6	0	4	-
February 09, 2026 11:33 PM PST			-	8	6	0	6	2
February 09, 2026 11:33 PM PST			-	8	6	0	8	-
February 05, 2026 8:51 PM PST			3	28	25	0	23	1
February 05, 2026 8:51 PM PST			1	28	26	0	23	2
February 05, 2026 8:51 PM PST			1	31	27	0	26	-







Date	Story	Labels	Exits	Impressions	Reach	Replies	Taps Forward	Taps Back
February 05, 2026 8:50 PM PST			-	27	27	0	26	-
February 05, 2026 8:50 PM PST			-	31	28	0	26	3
February 05, 2026 8:50 PM PST			1	37	30	0	30	4
February 05, 2026 8:50 PM PST			-	40	31	0	32	5
February 05, 2026 8:49 PM PST			4	43	32	0	32	-

Instagram Post Metrics (February 1 - 28, 2026)







Date	Format	Post	Labels	Likes	Comments	Impressions	Reach	Engagements	Engagement Rate	Saves	Reels Plays
February 27, 2026 2:21 PM PST	 Video	 <p>Engineering Week Happy Engineers Week! Engineers at water agencies are the planners, problem-solvers, and protectors of our most vital resource. They oversee infrastructure projects, plan for future growth, their...</p>	Event	8	2	324	187	10	5.35%	0	324
February 25, 2026 4:02 PM PST	 Image	 <p>CSUSB Event MSWD was very pleased to participate in the Water World event at Cal State San Bernardino last week, hosted by the CSUSB Veterans Success Center. This event connected students and the community wit...</p>		22	0	683	459	22	4.79%	0	683



Date	Format	Post	Labels	Likes	Comments	Impressions	Reach	Engagements	Engagement Rate	Saves	Reels Plays
February 20, 2026 12:12 PM PST	Image	 <p>Calendar Contest Eddie S. Jr. from Edward Wenzlaff High School reminds us that Valentine's Day may be over, but your love for water can last all month long! ❤️ Make it a water-saving love pact with your household: ...</p>	Conservation/Reba...	6	0	215	82	6	7.32%	0	215
February 19, 2026 10:10 AM PST	Image	 <p>Public Tours Join us for an inside look at the innovation behind your water! We are happy to announce the spring public infrastructure tours of our water and wastewater facilities, providing the community with ...</p>	Event	9	0	289	130	10	7.69%	1	289
February 17, 2026 12:18 PM PST	Image	 <p>Rainy Weather Rainy weather is still in the forecast, remember to turn off your irrigation for 48 hours before and after the rain to avoid water waste. Pro tip: A smart irrigation controller would've shut that...</p>	Conservation/Reba...	6	0	106	64	6	9.38%	0	106

Date	Format	Post	Labels	Likes	Comments	Impressions	Reach	Engagements	Engagement Rate	Saves	Reels Plays
February 16, 2026 9:15 AM PST	 Image	 <p>Presidents Day Our offices will be closed Monday, February 16th, in observance of President's Day. However, we are still here for you 24/7/365 in case of an emergency. #PresidentsDay #24HoursDay #WaterWorkers #De...</p>	Customer Service	8	0	149	71	8	11.27%	0	149
February 11, 2026 1:15 PM PST	 Video	 <p>Water Fit Video New Year, New You, Get Your Home Water - Fit! Start the new year off right, get your home water-fit with a FREE water conservation kit from us to you. The water conservation kit contains water sav...</p>	Conservation/Reba...	10	0	324	182	10	5.49%	0	324
February 10, 2026 11:11 AM PST	 Image	 <p>Bad Bunny - Portal Hey Bestie! ❤️ Did you know you can see your daily water use and set leak alerts? Avoid unexpected high bills by staying informed, our customer web portal provides detailed insights on your daily w...</p>	Customer Service	8	0	358	102	8	7.84%	0	358

Date	Format	Post	Labels	Likes	Comments	Impressions	Reach	Engagements	Engagement Rate	Saves	Reels Plays
February 09, 2026 6:35 PM PST	 Image	 CORBS CWEA Awards Mission Springs Water District is proud to celebrate its continued leadership in the wastewater industry after earning three prestigious regional awards from the California Water Environment Associ...	News Releases	18	2	962	605	20	3.31%	0	962
February 04, 2026 5:59 PM PST	 Image	 Student Awards MSWD proudly participated in the Palm Springs Unified School District (PSUSD) Science & Engineering Fair last week, celebrating the creativity and scientific curiosity of students ranging from kind...	Event Conservation/Reba...	12	0	207	92	12	13.04%	0	207
February 02, 2026 12:12 PM PST	 Image	 Blood Drive Promo First blood drive of the new year, come hang out with us and save lives by donating blood! 🩸 Sign up now for the MSWD Blood Drive on Wednesday, February 18th. To schedule an appointment, call 800....	Event	4	0	207	77	4	5.19%	0	207
Total				111	4	3,824	2,051	116		1	3,824
Average				10.1	0.4	347.6	186.5	10.5	5.66%	0.1	347.6

LinkedIn Post Metrics (February 1 - 28, 2026)

Date	Format	Post	Labels	Shares	Clicks	Engagement Rate	Reactions	Impressions	Comments
February 25, 2026 4:02 PM PST	 Image	 <p>CSUSB Event MSWD was very pleased to participate in the Water World event at Cal State San Bernardino last week, hosted by the CSUSB Veterans Success Center. This event connected students and the community wit...</p>		3	34	18.24%	23	340	2
February 19, 2026 10:10 AM PST	 Image	 <p>Public Tours Join us for an inside look at the innovation behind your water! We are happy to announce the spring public infrastructure tours of our water and wastewater facilities, providing the community with ...</p>	Event	1	11	10.89%	15	248	0
February 09, 2026 6:35 PM PST	 Image	 <p>CORBS CWEA Awards Mission Springs Water District is proud to celebrate its continued leadership in the wastewater industry after earning three prestigious regional awards from the California Water Environment Associ...</p>	News Releases	2	15	11.84%	19	304	0

Date	Format	Post	Labels	Shares	Clicks	Engagement Rate	Reactions	Impressions	Comments
February 04, 2026 5:59 PM PST	 Image	 <p>Student Awards MSWD proudly participated in the Palm Springs Unified School District (PSUSD) Science & Engineering Fair last week, celebrating the creativity and scientific curiosity of students ranging from kind...</p>	<div data-bbox="1037 199 1276 228" style="background-color: #f08080; border-radius: 10px; padding: 2px 5px; display: inline-block;">Event</div> <div data-bbox="1037 240 1276 269" style="background-color: #008000; color: white; border-radius: 10px; padding: 2px 5px; display: inline-block;">Conservation/Rebates</div>	0	7	10.36%	12	193	1
Total				6	67		69	1,085	3
Average				1.5	16.8	12.83%	17.3	271.3	0.8

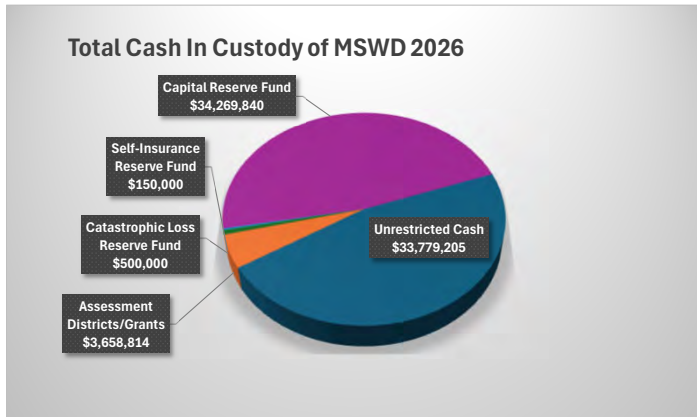
APPENDIX D – Financial Information

MISSION SPRINGS WATER DISTRICT
COMBINED FUNDS
DISTRICT SUMMARY
JULY 1, 2025 TO JANUARY 31, 2026

YEAR TO DATE				JULY 1, 2024 TO JANUARY 31, 2025				
ACTUAL	BUDGET	FAVORABLE (UNFAVORABLE)	FAVORABLE (UNFAVORABLE)	ACTUAL	BUDGET	FAVORABLE (UNFAVORABLE)	FAVORABLE (UNFAVORABLE)	
		VARIANCE AMOUNT	VARIANCE PERCENT			VARIANCE AMOUNT	VARIANCE PERCENT	
23,929,759	12,831,945	11,097,814	86%	OPERATING REVENUE:	12,357,439	11,894,008	463,431	4%
12,953,634	16,436,437	3,482,803	21%	OPERATING EXPENSE:	8,751,845	11,668,587	2,916,742	25%
<u>10,976,124</u>	<u>(3,604,492)</u>	<u>14,580,616</u>	405%	OPERATING INCOME	<u>3,605,593</u>	<u>225,421</u>	<u>3,380,172</u>	-1499%
4,388,079	4,856,324	(468,245)	-10%	NON-OPERATING REVENUE	2,361,014	3,255,300	(894,286)	-27%
397,270	623,252	225,982	36%	NON-OPERATING EXPENSE	544,524	397,425	(147,099)	-37%
<u>3,990,809</u>	<u>4,233,072</u>	<u>(242,263)</u>	-6%	NON-OPERATING INCOME	<u>1,816,490</u>	<u>2,857,875</u>	<u>(1,041,385)</u>	-36%
<u>14,966,934</u>	<u>628,580</u>	<u>14,338,354</u>	2281%	CHANGE IN NET POSITION	<u>5,422,083</u>	<u>3,083,296</u>	<u>2,338,787</u>	76%

OTHER INFORMATION

	17.10	DEBT SERVICE RATIO	3.37
	2.66%	INVESTMENT RETURN	1.31%
	\$ 82,272,246	CASH - JULY 1	\$ 62,533,816
	<u>\$ (9,914,386)</u>	INCREASE/(DECREASE) IN CASH	<u>\$ 10,815,131</u>
	<u>\$ 72,357,860</u>	CASH - END OF PERIOD	<u>\$ 73,348,947</u>
WELLS FARGO	\$ 33,779,205	UNRESTRICTED CASH	\$ 36,522,534
WELLS FARGO	\$ 3,658,814	RESTRICTED - ASSESSMENT DISTRICTS	\$ 3,585,438
CALTRUST	\$ 7,540,669	RESTRICTED - SHORT TERM FUND	\$ 7,224,162
CALTRUST	\$ 24,371,184	RESTRICTED - MEDIUM TERM FUND	\$ 23,133,765
CALTRUST	<u>\$ 3,007,987</u>	RESTRICTED - LIQUIDITY FUND	<u>\$ 2,883,048</u>
	<u>\$ 72,357,860</u>	RESTRICTED TOTAL CASH	<u>\$ 73,348,947</u>



APPENDIX E – Wastewater & Water Production Tables

WASTEWATER REPORT

SEWER CONNECTION SUMMARY														
	2025/26	2024/25	2023/24	2022/23	2021/22	2020/21	2019/20	2018/19	2017/18	2016/17	2015/16	2014/15	2013/14	2012/13
July	13	9	4	4	18	8	7	9	51	2	1	139	2	0
August	20	7	12	26	20	4	1	8	53	2	4	214	4	0
September	4	2	17	20	20	5	2	12	8	11	2	90	2	1
October	26	2	3	13	36	9	4	8	12	4	21	65	8	2
November	3	22	7	8	29	50	10	9	7	7	1	52	18	7
December	1	5	21	8	12	9	3	3	64	1	0	86	22	11
January	4	1	2	35	14	21	7	1	16	8	3	27	3	11
February	30	55	1	4	7	23	5	1	42	0	3	5	46	6
March		30	1	24	17	48	1	0	23	5	0	31	16	2
April		56	7	16	7	18	3	3	15	30	0	8	95	14
May		42	8	9	16	17	11	3	20	45	7	13	98	3
June		4	0	4	2	21	7	3	6	70	4	4	72	2
Annual	101	235	83	171	198	233	61	61	60	317	185	46	386	59

Connections to Sewer Collection System:

As of June 30, 2025 9,154
 Plus YTD 101
Total Sewer Connections = 9,255

WASTEWATER FLOW MGD						
2025/26	HORTON PLANT		DESERT CREST		WRIGHT PLANT	
	Avg. Daily Flow	Peak 24 hr. Flow	Avg. Daily Flow	Peak 24 hr. Flow	Avg. Daily Flow	Peak 24 hr. Flow
July	1.862374	1.999693	0.042087	0.048290	0.169682	0.194612
August **	1.785411	1.918440	0.034649	0.040490	0.188708	0.236098
September	1.858563	1.995437	0.030936	0.039250	0.200613	0.240535
October	1.893174	1.994838	0.031488	0.038150	0.189350	0.250412
November	1.922275	2.161271	0.035959	0.046170	0.182794	0.208263
December	1.872361	1.992182	0.031247	0.040290	0.189836	0.243899
January	1.926865	2.046751	0.029501	0.035770	0.184522	0.209300
February	1.897698	2.081533	0.030420	0.037800	0.192446	0.271299
March						
April						
May						
June						

** Influent Flow Meters Calibrated 8/26/2025

WASTEWATER FLOW MGD						
2024/25	HORTON PLANT		DESERT CREST		WRIGHT PLANT	
	Avg. Daily Flow	Peak 24 hr. Flow	Avg. Daily Flow	Peak 24 hr. Flow	Avg. Daily Flow	Peak 24 hr. Flow
July	2.065945	2.184078	0.039738	0.046230	0.000000	0.000000
August	2.132868	2.253870	0.045258	0.063150	0.000000	0.000000
September	2.084274	2.299028	0.042407	0.050700	0.000000	0.000000
October	2.056787	2.242007	0.045147	0.054820	0.000000	0.000000
November	2.080992	2.260242	0.045151	0.050590	0.000000	0.000000
December	2.063171	2.208058	0.043790	0.047380	0.000000	0.000000
January	2.052011	2.229541	0.043768	0.046930	0.000000	0.000000
February	2.021628	2.159446	0.042657	0.048510	0.196484	0.266883
March	1.881538	1.992163	0.046467	0.054370	0.175171	0.213597
April	1.866151	1.940300	0.042551	0.048930	0.164590	0.189517
May	1.843367	1.999516	0.039008	0.048140	0.170625	0.191499
June	1.860553	1.990549	0.041387	0.046620	0.169051	0.194171

WATER REPORT

WATER CONNECTION SUMMARY													
	2025/26	2024/25	2023/24	2022/23	2021/22	2020/21	2019/20	2018/19	2017/18	2016/17	2015/16	2014/15	2013/14
July	18	9	5	6	18	7	4	5	7	2	0	0	1
August	19	14	14	28	19	6	10	5	3	2	2	0	1
September	8	6	19	22	23	18	2	14	4	13	3	0	2
October	26	2	4	16	33	13	3	21	8	3	20	0	5
November	3	25	9	10	27	10	16	4	0	7	3	0	1
December	8	6	5	9	9	2	17	3	3	2	0	0	2
January	3	1	5	26	14	15	6	3	20	1	1	2	2
February	31	59	3	14	8	13	8	5	11	1	0	1	0
March		37	6	29	19	16	2	3	6	5	0	12	0
April		64	11	24	6	11	1	3	7	11	2	7	0
May		54	9	16	19	15	12	5	11	9	8	2	0
June		7	3	5	1	24	11	2	8	2	10	1	0
Annual	116	284	93	205	196	150	92	73	88	58	49	25	14
Avg./ Mo.	9.67	23.67	7.75	17.08	16.33	12.50	7.67	6.08	7.33	4.83	4.08	2.08	1.17

Connections to Water System:

As of June 30, 2025 13,920

Plus YTD 116

Total Water Connections = 14,036

WATER PRODUCTION SUMMARY													
	FY	Variance		FY	FY	FY	FY	FY	FY	FY	FY	FY	FY
	2025/26	from prior year		2024/25	2023/24	2022/23	2021/22	2020/21	2019/20	2018/19	2017/18	2016/17	2015/16
	AF	AF	%	AF	AF	AF	AF	AF	AF	AF	AF	AF	AF
July	812.67	-126.40	-13.46%	939.07	789.99	751.79	796.57	857.77	853.23	857.20	835.87	714.50	659.11
August	789.94	-28.69	-3.50%	818.63	737.74	850.19	839.93	885.31	795.18	806.47	829.93	808.54	706.62
September	762.89	-22.96	-2.92%	785.85	675.06	716.03	738.65	784.80	757.08	689.47	712.40	679.54	657.37
October	674.63	-43.63	-6.07%	718.26	709.23	691.98	665.18	755.84	709.39	709.81	733.86	678.33	575.86
November	531.93	-42.15	-7.34%	574.08	629.05	599.39	679.85	690.13	619.87	631.75	642.41	601.89	582.22
December	666.21	19.13	2.96%	647.08	529.99	554.27	565.48	588.32	537.23	502.16	584.24	520.63	503.10
January	541.35	-30.89	-5.40%	572.24	556.57	530.39	580.28	537.96	553.20	570.20	599.52	465.10	431.38
February	521.99	12.91	2.54%	509.08	458.69	490.41	527.34	495.61	520.85	415.49	512.79	453.39	483.92
March		0.00	0.00%	564.28	560.24	500.37	601.44	625.80	557.73	490.92	536.09	549.50	514.05
April		0.00	0.00%	604.64	649.67	552.34	624.07	649.34	573.02	635.08	644.06	540.56	502.36
May		0.00	0.00%	645.40	696.24	726.25	745.36	723.62	698.99	598.36	697.15	731.81	601.83
June		0.00	0.00%	769.02	700.11	682.09	730.02	761.63	806.02	710.39	688.74	732.68	685.93
TOTAL	5,301.61	-262.68	-4.72%	8,147.63	7,692.58	7,645.50	8,094.17	8,356.13	7,981.79	7,617.30	8,017.06	7,476.47	6,903.75