



General Manager's Report

APRIL 2026

TABLE OF CONTENTS

ADMINISTRATION DIVISION	1
Innovation & Technology Department	1
Public Affairs Department	2
Past & Upcoming Sponsorships / Events	2
Youth & Education Programs	7
Public & Media Outreach	8
Legislative Updates	10
MSWD Digital Advertising	11
Social Media	11
CV Water Counts	12
Rebates & Conservation	12
Bottled Water Tracking Report	13
ENGINEERING DIVISION	14
Engineering Department	14
Water Resources Department	15
FINANCE DIVISION	16
Customer Service Department	16
Finance & Accounting Department	20
Purchasing Department	22
OPERATIONS & MAINTENANCE DIVISION	23
Construction & Maintenance Department	23
Fleet & Facility Maintenance Department	25
Field Services Department	27
Wastewater Collection Department	28
Wastewater Treatment & Disposal Department	31
Water Production Department	34

APPENDIX A – Innovation & Technology Information

APPENDIX B – Federal & State Legislative Information

APPENDIX C – Public Affairs Information

APPENDIX D – Financial Information

APPENDIX E – Wastewater & Water Production Tables

ADMINISTRATION DIVISION

Innovation & Technology Department

The Innovation and Technology (IT) department continues to work with staff and vendors to achieve technological enhancements and meet innovation goals established by the MSWD Board of Directors. Below are project highlights and summaries for March 2026.

Department Updates

- IT has begun working with Operations on the update for the American Water Infrastructure Act.
- IT is working in conjunction with Timmons Group to manage the GIS CMMS and asset management system project and to perform ongoing user experience testing.
- IT continues working with Finance in the onboard process for the new ERP system and with the District's ERP developer to coordinate contracting and data export plans.

Technology Improvements

- New cameras were added at the Horton Wastewater Plant.
- Temporary cameras were added at Well 26A and Well 25A for additional security.
- Cybersecurity improvements continue to be made to improve District security.
- Desktop computers and laptop upgrades continue as needed.

Cyber Security News Roundup

The IT Department tracks trends in cyber security to note new opportunities for security and new concerns to defend against. The news below is a brief selection intended for informational purposes and provides no insight into the District's cybersecurity controls.

- The former director of U.S. Cyber Command and NSA reports concern that American society has become 'numb' to cyber threats. Attacks have become so frequent and the U.S. has not achieved a sufficient level of deterrence that society has come to accept this as a cost of the digital age, putting us at risk of more severe damage from larger attackers, like China. ([NextGov](#))
- The European Union wants to broaden support for the U.S. Common Vulnerabilities and Exposures Program, which analyzes and catalogs types of cyber threats. The current program has faced funding cuts and its value to the U.S. and world warrant stability that can withstand U.S. political swings. ([NextGov](#))
- The White House's new federal cyber strategy outlines six pillars focused on deterrence, infrastructure protection and regulatory streamlining, but provides little detail for state and local governments. Critics say it lacks funding commitments or an implementation roadmap, even as cybersecurity programs such as MS-ISAC have had their Federal funding terminated. ([GovTech](#))

Intelesys IT Support

The District receives IT services and support through Intelesys. The Intelesys Monthly Client Report for March 2026 activities can be found in Appendix A.

Public Affairs Department

Past & Upcoming Sponsorships / Events

DHS Women's Club Fashion Show: March 1, 2026

Select Board members and staff attended this beloved annual fundraising event which was hosted by KESQ's Patrick Evans. The Desert Hot Springs Women's Club is one of the oldest charitable organizations in the community. Since the club began, 69 years ago, they have donated over \$600,000 from their fundraisers to award Scholarships to the graduating seniors of Desert Hot Springs High School and assist eight local schools to fund their local youth and junior military organizations.



DVBA Legislative Update: March 5, 2026



Select Board members attended the DVBA legislative update held at Rancho Mirage City Hall.

GCVCC Legislative Breakfast with CA Senator Steve Padilla: March 6, 2026

Select Board members attended the Greater Coachella Valley Chamber of Commerce legislative breakfast with California State Senator Steve Padilla at the Fantasy Springs Special Event Center. Senator Padilla answered questions provided by our legislative committee as well as our membership at large. Senator Steve Padilla was elected to the Senate in November 2022, representing the communities of Chula Vista, the Coachella Valley, Imperial Beach, the Imperial Valley, National City, and San Diego.



Desert Horticultural Society Annual Garden Tour: March 14, 2026

The Desert Horticultural Society's 17th Annual Spring Garden Tour was one of the most anticipated events of the season. The tour featured select gardens with desert landscapes and the native garden at the Palm Springs Animal Shelter.



Desert Hot Springs Little League Opening Day: March 14, 2026



Desert Hot Springs Little League celebrated its opening day at Wardman Park. MSWD is a long-time sponsor of the league.

DVBA Public Officials Luncheon: March 18, 2026

Select Board members and staff attended this informative public officials luncheon to learn about current city initiatives, development activity, and the planning priorities shaping the future of Rancho Mirage.



CSDA/SDRMA Spring Education Day: March 18, 2026



Select Board members and staff attended this one-day education event which gave attendees the opportunity to select from many breakout sessions including updates on workers' comp, employment law and Cal/OSHA, cyber incident response plans, financial stewardship, banking best practices, and more.

DHS Family Resource Center Grand Reopening: March 18, 2026

Select staff attended the grand reopening of the Desert Hot Springs Family Resource Center. The building had been damaged due to flooding, repairs have been made, and the center is able to serve the community again.



GCVCC Legislative Breakfast: March 27, 2026



Select Board members and staff attended the Greater Coachella Valley Chamber of Commerce Legislative Breakfast featuring California Gubernatorial Candidate Steve Hilton. This event is part of our GCVCC Legislative

Breakfast Series, offering members and guests an opportunity to hear directly from candidates in the upcoming California Governor's race. Questions will be presented by our Legislative Committee and will focus on issues that impact the business community throughout our region.

Senior Inspiration Awards: March 27, 2026

Select Board members and staff attended the 34th Annual Senior Inspiration Awards. Every year, the County of Riverside and the Coachella Valley's nine cities honor senior citizens 60 years of age and above who inspire others through their volunteerism and active engagement in the community.




Municipal Water Leaders Workshop: March 30-31, 2026

MUNICIPAL WATER LEADER magazine is pleased to sponsor its Municipal Water Leaders Workshop, a forum designed to equip municipal water general managers, senior staff, and board members with the insight and perspective needed to navigate the rapidly evolving water landscape of the American West. Unlike large, convention-style conferences, this workshop is intentionally structured to foster meaningful dialogue, direct engagement with speakers, and high-value peer networking in a small, executive-level setting.



DHS Fire Station 98 Ribbon Cutting Ceremony: April 1, 2026

Select Board members attended the ribbon cutting ceremony for fire station number 98, which serves the east side of Desert Hot Springs. The station will increase public safety with its faster response times, stronger service, and a commitment to protecting our community.



DVBA Legislative Update: April 2, 2026



Select Board members attended the DVBA legislative update held at Rancho Mirage City Hall.

CSDA Special Districts Legislative Days: April 7-8, 2026

Legislative Days brings special district leaders together to get informed and take action. The schedule includes a legislative reception and pre-arranged Capitol Office Visits that district board members and staff can be scheduled to attend with peers from our region to educate lawmakers on the biggest public policy issues facing the communities we collectively serve.



CWEA Annual Conference & Expo: April 7-10, 2026

Select Board members and staff are attending the annual conference which coincides with the CSDA Legislative Days in Sacramento. The AC26 theme Power of Community celebrates how our community elevates our work. Including innovative public-private partnerships, inter-agency projects on regional solutions, and CWEA's training and education programs. The clean-water sector achieves success and advances innovation through collaboration, and the annual conference provides an unparalleled environment to foster collaboration.



DHS Rotary – Big Heart Awards: April 16, 2026

Select Board members and staff will attend the annual Desert Hot Springs Rotary Big Heart Awards, a premier community fundraiser and recognition event. The event honors local heroes, business leaders, and volunteers who contribute to the betterment of the community.



MSWD Spring Blood Drive: April 22, 2026



Join us for our spring blood drive and save lives! Sign up now for the MSWD Spring Blood Drive on Wednesday, April 22, 2026, from 7:00am – 12:00pm. To schedule an appointment, call 800-879-4484, or visit www.lstream.org/mswd. Walk-ins are also welcome!

RivCo CV Business Conference & Economic Forecast: April 30, 2026

Select Board members and staff will attend the Riverside County Coachella Valley Business Conference & Economic Forecast event, which includes a morning of insightful discussions about current trends and provides valuable information for business owners, community members, and stakeholders in the region.



ACWA 2026 Spring Conference: May 5-7, 2026



Select Board members and staff will attend the ACWA Spring Conference, which is an opportunity for water industry professionals to learn, connect, and grow our expertise.

GCVCC All Valley Chambers Mixer: May 13, 2026

Select board members will attend the annual All Valley Chambers Mixer at the Palm Springs Air Museum. An evening of networking with members from all over the Coachella Valley.



Youth & Education Programs

One Future, The Future Is Ours Celebration and Fundraiser: March 6, 2026



Select staff attended the annual fundraiser for One Future Coachella Valley. One Future Coachella Valley administers a Scholar Success Program in partnerships for the annual selection and award of scholarships for students from the Coachella Valley.

Desert Hot Springs High School – Unity in the Community: March 19, 2026

MSWD hosted a booth at the event. Desert Hot Springs High School, in partnership with HOPE Collaborative, hosted the community event which featured live performances, local organizations sharing resources, and food vendors.



Two Bunch Palms Elementary School Literacy Night: March 24, 2026



Staff attended and hosted a booth at the Two Bunch Palms Elementary School Literacy Night. This event is focused on family engagement through promoting literacy and community partners.

Painted Hills Middle School Career Day: March 25, 2026

Staff attended and hosted a booth at Painted Hills Middle School for their annual career day. Staff shared information with the students about the variety of careers available in water.



Cabot Yerxa Elementary School Career Day: March 25, 2026



Staff attended and spoke to students at Cabot Yerxa Elementary School about MSWD and the various careers in water. The school rotated groups so each presenter spoke to four different groups of students. The smaller groups gave the opportunity to have discussion and answer questions.

Public & Media Outreach

March 2026 Water Matters Newsletter

Our March 2026 Water Matters Newsletter features information about the recent rate adjustment and why a rate adjustment is necessary. Our monthly newsletter can be found here or with your paper bill statement and the E-Bill digital statement in English and Spanish.



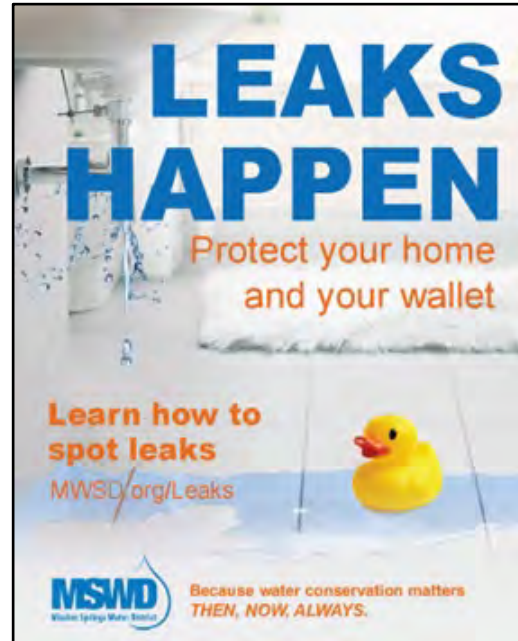
MSWD Public Infrastructure Tours: March 10-11, 2026



MSWD hosted two public infrastructure tours which offered a unique opportunity to visit District facilities, meet the people who operate them, and learn how drinking water is sourced, treated, delivered, and responsibly managed after use.

Leaks Happen Campaign

Running February through April, the Leaks Happen – Protect Your Home and Your Wallet & Fix A Leak campaign is focused on finding and fixing leaks to conserve water and save money. The campaign is being promoted through a billboard, the March newsletter, social media, El Informador Del Valle Spanish newspaper, paid digital ads, website in English and Spanish, and the Uken Report.



Legislative Updates

Federal: Senate Passes WIPPES Act

On March 22, 2026, the Senate passed the Wastewater Infrastructure Pollution Prevention and Environmental Safety (WIPPES) Act (S. 1092) by unanimous consent. The bill would establish federal labeling standards for so-called “flushable” wipes to include the language “Do Not Flush.” These wipes can significantly impact wastewater pipes and infrastructure. A similar version of the legislation passed the House (H.R. 2269) in June 2025.

Federal: House Bill Reintroduced to Expand WIFIA Assistance for Drought Projects

On March 5, 2026, Rep. Scott Peters (D-CA) reintroduced the Drought Relief Obtained Using Government Help Today (DROUGHT) Act (H.R. 7845), which would amend the Water Infrastructure Finance and Innovation Act (WIFIA) to increase the federal assistance cap for certain projects from 80 percent to 90 percent of total project costs. The higher limit would apply to projects in states experiencing severe drought, projects designated as regionally or nationally significant, and projects serving disadvantaged communities. The bill was referred to the House Transportation and Infrastructure and Energy and Commerce Committees for further consideration.

Federal: EPA Replaces Water Utility Climate Resilience Program

EPA has replaced a technical assistance program that helped water utilities prepare for climate-related risks with a new initiative that avoids references to climate change. The program, Strengthening Water Infrastructure for Tomorrow (SWIFT), replaces the former Creating Resilient Water Utilities effort and focuses on extreme weather preparedness and infrastructure resilience. According to EPA officials, the shift aligns the program with statutory authorities under the Clean Water Act and Safe Drinking Water Act and with administration priorities emphasizing state and local preparedness.

A full Federal Update is available in Appendix B.

State: 2026 Legislation


Policy committee activity began to increase in March 2026 although the hearing agendas were still relatively light. A limited number of bills were heard during March 2026 with the majority of the bills being heard in April 2026 when the Legislature returns from their one-week Spring Break on April 6, 2026. The Legislature will be very busy when they return from Spring Break as all bills that cost the state money will need to pass out of policy committee(s) in just 3 weeks, by April 24, 2026.

The State report and State Bill Tracking sheet are included in Appendix B.

Editorials

Uken Report

In March 2026, the Uken Report featured an article about the MSWD Fix A Leak Challenge which tied into Fix A Leak Week and the two month long campaign to check for leaks to protect your home and your wallet.



MSWD Digital Advertising

For the month of March 2026, the District featured three Google and Facebook/Instagram ads promoting various MSWD programs. The Google campaigns garnered 161.89k impressions, and 265 link clicks, up 64 from the previous month. Our Facebook/Instagram (Meta) ads garnered 256,785k impressions and 256 link clicks. The most engagement was Leaks Happen, garnering a reach of 48k, 87.9k impressions, and 94 link clicks. The MSWD website saw 5,935 users, 21,378 views, and 6,548 engaged sessions. The full report is included in Appendix C.



Social Media

This report highlights activities and posts on the District's social media platforms. Some of our most engaging posts included Procurement Month, Mark Vermeer 25 Years, and the CV Water Counts Reel. The most shared posts were Procurement Month, CV Water Counts Reel, and the National Women's Month. We were up on Facebook likes by 8%, with 1,523 total likes, we had an increase in video views of 128.8% / 350 views. Instagram had a total reach of 38,735 and 16 new followers. LinkedIn is growing with an increase in engagement of 10.62% and 568 impressions; this is from 8 posts. A copy of the full social media report can be found in Appendix C.

3 Most Viewed Posts		3 Most Shared Posts			
	Procurement Month Celebrating National Procurement Month Procurement and p...	1,505		Procurement Month Celebrating National Procurement Month Procurement and p...	1
	+1 Work Anniversary Celebrating 25 Years of Dedication! At this month's ...	777		CV Water Counts Over the weekend we were honored to host part of the CV W...	1
	CV Water Counts Over the weekend we were honored to host part of the CV W...	414		National Women's Month 31 days of celebrating women. 365 days of being unstoppable...	0

CV Water Counts

March 2026 delivered strong performance across digital channels. Google campaigns generated 114,408 display impressions, 6,603 search impressions, and 87,118 video impressions, resulting in 2,628 total clicks. Facebook ads added 44,913 impressions, reached over 26,000 users, and drove 1,131 link clicks. The website saw increased engagement with 3,648 users, 4,841 sessions, and 6,289 pageviews, led by high interest in Conservation Tips and National Groundwater Awareness Week content. The March e-blast performed well with a 53.51% open rate and 161 total clicks, again exceeding industry benchmarks. A full report can be found in Appendix C.



Rebates & Conservation

The Public Affairs team continued to promote rebates and conservation throughout our service territory during the month of March 2026.

Rebate Type	Total Rebates for March 2026	Total Rebates for March 2026
Toilet	7	\$848.68
Turf	0	\$0.00
Clothes Washer	2	\$300.00
Smart Controller	1	\$150.00
Conservation Kit	51	-

Bottled Water Tracking Report

Date Supplied	Requested By	Event or Purpose	Cases Requested
03/02/2026	First 5 Family Resource Center	Community Events	5
03/03/2026	City of DHS	Monthly Water Supply	15
03/04/2026	Friends of the Library	Authors Series, Food Sale	5
03/06/2026	DHS Historical Society	History Speaks & Various Events	5
03/09/2026	MSWD	Public Tours (6 NWRWRF & 3 Admin)	9
03/12/2026	New Earth Creator	Desert Clean Up Event	2
03/17/2026	First 5 Family Resource Center	Grand Reopening	5
03/18/2026	MLCC Men's Golf Association	Annual Member Guest Golf Tournament	5
03/24/2026	Cabot Yerxa Elementary School	Family Literacy Event	5
03/26/2026	Rotary Club of Palm Desert	Drive Out Hunger – Golf Tournament	5
03/27/2026	New Earth Creator	Desert Clean Up Event	2
03/27/2026	Barbara Eastman	Women's Club Fundraiser – Basket Winner	2
03/30/2026	City of DHS	Fire Station 98 Ribbon Cutting Ceremony	5
Total			70



ENGINEERING DIVISION

Engineering Department

Below is a list of Capital Projects and status updates for March 2026.

Well 42 Project

Staff continued to coordinate with the contractor, Layne Christensen. Above ground equipment has been installed such as wellhead, piping header, and the Roll-a-Part building. The estimated timeline for project completion is June 15, 2026.

Well 22 Rehabilitation

The Contractor (Canyon Springs Enterprises) and Construction Management (MWH) team continue to work together and move the project towards completion. Southern California Edison (SCE) is working on an electrical design, and the Contractor has completed the demolition of the site and is looking to start working on the well casing. It is estimated that the Well 22 Rehabilitation Project will be completed by June 2026.

PODS Storage – Commercial Development

No progress on the remaining punch list. The final acceptance is still also pending resolution of the Coachillin' Sewer on 19th Avenue.

Project Viento – Commercial Development

Punchlist work on the water system and lift station has been completed. Contractor to provide lift station spare parts in the coming weeks, and following that, MSWD will proceed with final acceptance.

Regional Water Reclamation Facility

The Project Team continues to coordinate with the State Water Resources Control Board on the SRF/Grant funding agreement and reimbursement requests.

Regional Water Reclamation Facility Conveyance Line

The Project Team continued responding to submittals, RFIs, and processing change orders and payment requests submitted by the contractor, Downing Construction, Inc. The diversion structure construction is nearing completion with full start-up and commissioning on-going.

Area M2 Sewer Collection System (AD-15)

Staff completed initial review and qualifying of bids, and selected WEKA Inc. as lowest responsible bidder. The award was approved by the Board at the March 2026 meeting. Staff is coordinating with the Contractor for the remaining documentation to issue the Notice to Proceed.

Water Resources Department

Below is a list of water resources related activities for March 2026.

Integrated Regional Water Management Planning

The Coachella Valley Regional Water Management Group (CVRWMG) implements the Integrated Regional Water Management (IRWM) Plan for the Coachella Valley IRWM Region. The CVRWMG met to discuss on-going grant funded projects and upcoming grant opportunities, including continued discussion on Conservation Regulations and Chromium-6 compliance.

Mission Creek Subbasin SGMA Compliance

The Mission Creek Subbasin Management Committee (Management Committee) had a monthly progress meeting with the consultant, WSP, for the 2027 Alternative Plan Update for the Mission Creek Subbasin for continued compliance with the Sustainable Groundwater Management Act (SGMA). Staff continued responding to the various data requests.

The Management Committee completed the Mission Creek Subbasin Annual Report for Water Year 2024-2025 for continued SGMA compliance, including submittal to the State of California.

San Gorgonio Pass Subbasin SGMA Compliance

The San Gorgonio Pass Subbasin Groundwater Sustainability Agencies (GSAs) had a meeting to discuss SGMA items and progress on the 2027 Groundwater Sustainability Plan Update for the San Gorgonio Pass Subbasin for continued SGMA compliance.

The San Gorgonio Pass Subbasin GSAs continued progress on the San Gorgonio Pass Subbasin Annual Report for Water Year 2024-2025 for continued SGMA compliance, including review and comment on the draft Annual Report.

Indio Subbasin SGMA Compliance

The Indio Subbasin Groundwater Sustainability Agencies hosted a public workshop for the Indio Subbasin Annual Report for Water Year 2024-2025 for continued SGMA compliance.

Salt and Nutrient Management Planning

Staff attended the monthly Steering Committee meeting to discuss review of the draft Technical Memorandum 5 'Construct TDS/N Forecasting Models'.

Urban Water Management Planning

The Coachella Valley Water Agencies had a monthly progress meeting with the consultant, Todd Groundwater, for the 2025 Coachella Valley Regional Urban Water Management Plan. Staff completed review of the draft 2025 Coachella Valley Regional Urban Water Management Plan.

FINANCE DIVISION

Customer Service Department

Key Updates

Customer Service continues to efficiently process applications for new owners and tenants, ensuring a smooth and timely experience. The team consistently delivers exceptional service, demonstrating professionalism, responsiveness, and a strong commitment to meeting the needs of our customers.

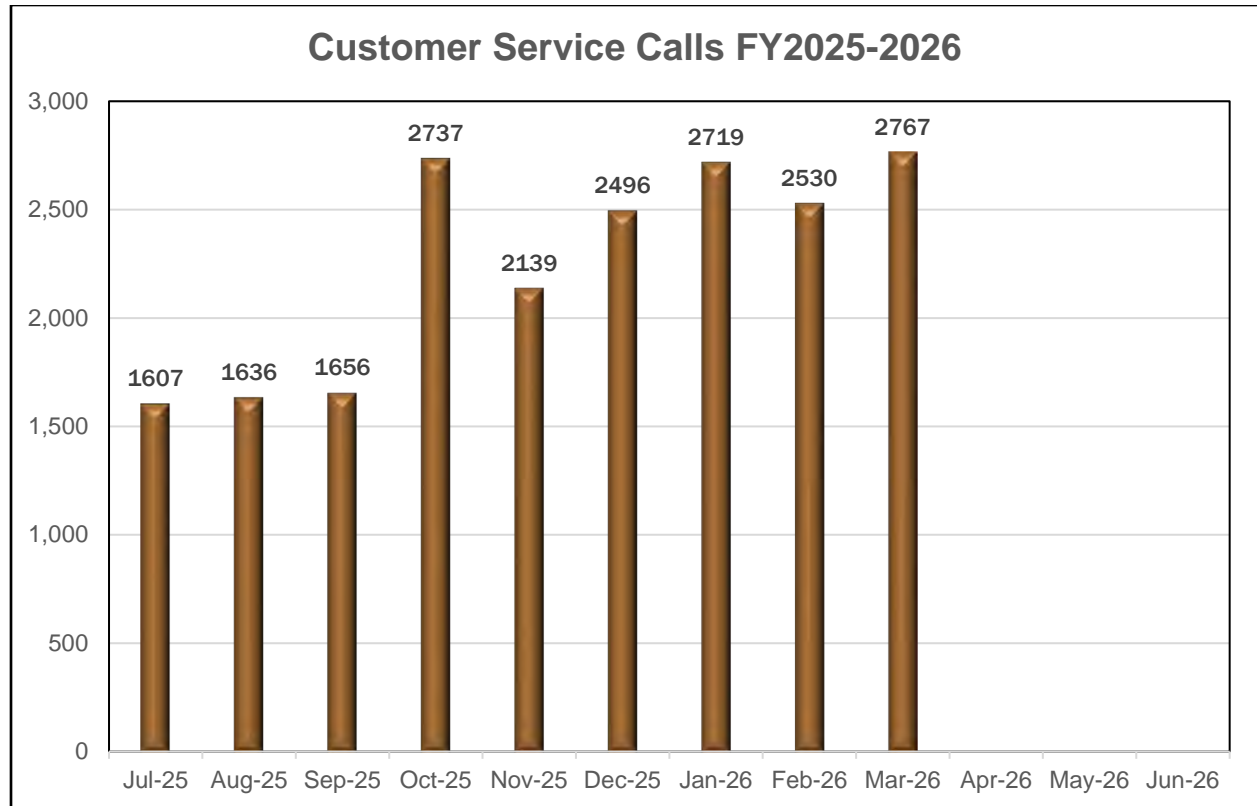
Ann continues to efficiently process new installations from developers, ensuring accuracy, timeliness, and seamless coordination throughout the process.

A Google review was identified that offered high praise for two of our employees. After reviewing our records, we confirmed that the employees recognized were Edith and Adrian. A copy of the review has been attached for reference.



Calls into the Customer Service Department

The chart below represents the total incoming calls received by staff in the Customer Service Department for Fiscal Year 2025-2026.



Most calls received by the Customer Service department are related to payment plans, bill assistance information, demand/lien release requests, new property start/stop service, and account balance requests. The table below provides a summary of the number of calls by category received by the Customer Service staff.

Customer Request	Total for March 2026	Total for CY 2026
Water Waste	0	1
High Bill / Service Line Leak	4	17
No Water	10	17
Illegal Disconnect	8	23
Disconnections	147	434
Reconnections	113	313
Service Transfers	160	346
High / Low Pressure	6	9
Water Quality	3	5
Other / Miscellaneous	87	248

WaterSmart Portal

WaterSmart Analytics data provides a comprehensive overview of leaks detected and automated alerts sent to MSWD customers. All customers are encouraged to sign up in the WaterSmart Portal to access bills and leak alerts. The table below provides a summary of the number of customers who have registered in the WaterSmart Portal.

WaterSmart Portal	Total for March 2026	Overall Total
Registered Customer Accounts	134	9,082

Billing

During March 2026, Customer Service reviewed a total of 16,242 bills.

Bill Type	Total Bill Count for March 2026	Total Bill Amount for March 2026
Regular Bills	11,519	\$844,317.24
Delinquent Bills	4,252	\$28,918,416.84
Closing Bills	199	\$18,163.88
Delinquent Closing	-	-
Total	15,970	\$29,780,897.96

Delinquency Service Statistics

Staff continued to reach out to customers with delinquent accounts to provide information for assistance and repayment options to avoid disconnection. The table below summarizes the activities of Customer Service staff regarding delinquent accounts.

Delinquency Service	Total for March 2026
Auto-Dialer Calls	119
Door Hangers	59

Customer Bill Assistance

The District continues to facilitate bill assistance programs for the benefit of its customers. The United Way Customer Bill Assistance Program continues to be utilized by those customers who need assistance for one billing period annually, paying \$100 per approved customer. The table below summarizes the results of the customer bill assistance programs administered by the Customer Service staff.

Assistance Program	Customers Assisted in March 2026	Total Assistance In March 2026	Total Assistance in CY 2026
United Way of the Desert	9	\$1,350	\$6,200

Installment Payment Plans

The District continues to assist customers with delinquent bills by facilitating installment payment for the benefit of its customers. The table below summarizes the results of the installment payment plans administered by the Customer Service staff.

Total Active Payment Plans	Remaining Balance to be Collected
119	\$78,564.67

Refunds

There was a total of 14 customer account refunds totaling \$1,551.27, resulting from closed accounts for the month of March 2026.

Account Type	Total Refund Count for March 2026	Total Refund Amount for March 2026
Customer Refunds	27	\$5,582.04
Construction Meter Refunds	5	\$2,305.84
Total	32	\$7,887.88

Liens

Customer Service identified 23 accounts that were 90 days past due requiring Lien filing. 14 Release of Liens were issued after securing payment for outstanding balances on past due accounts.

Lien Type	Total Lien Count for March 2026
Lien Recordings	23
Lien Releases	14



Finance & Accounting Department

Department Overview

The Accounting Department continued regular operations throughout the month of March 2026.

- The fiscal year 2025 has been completed.
- The audited financial statements will be completed in April 2026.
- Staff continues to work with Tyler on the Enterprise Resource Planning (ERP) system upgrade scheduled for March 2026.
- Accounting is beginning the process to issue long-term debt for the new Administration Building and a water booster.

Payroll Services

Payroll staff continues to process payroll changes from evaluations, including retroactive payments. These require additional work as it relates to the amounts submitted to CalPERS for the employees' pensions.

ERP System Implementation

Phase 1 of the implementation is nearly complete, which includes core financials, general ledger, accounts payable, purchasing, budget, bank reconciliation, and fixed assets. Payroll will go live in August 2026, and utility billing in November 2026.

Accounting Support

The Accounting department continues to support other departments as needed:

- Operations – Accounting continues to support operations on projects and deposits.
- Human Resources – Accounting continues to work with Human Resources to update employee information related to change of status, new hires, and CalPERS appointments.
- Customer Service – Accounting continues to support Customer Service by processing multiple customer refunds for credit balances on closed accounts. Accounting is also working with Customer Service on audit details for customer accounts that need to be corrected or simply to provide additional support as requested by the auditors.

Cash Receipts

Total cash receipts for the month of March 2026 amounted to \$1,519,461.55. The largest sources of cash receipts were normal water and sewer customer account payments.

Cash Disbursements

Total cash disbursement for the month of March 2026 amounted to \$2,326,706.12, with the largest payments for payroll, electricity, and insurance.

Budget

There were four budget transfer requests for the month of March 2026, totaling \$29,000.

From BID	Description	Transfer Amount	To BID	Description	Requested By
735	Credit Card Merchant	\$8,000.00	787	Credit Card Fees & Finance Charges	Skyler Aubrey
624	Cold Mix Asphalt	\$1,000.00	882	Dump Fees Corp Yard	Robert Lopez
536	Service Line Replacement/Leak	\$20,000.00	533	Fire Hydrant Relate Expenses	Jason Weekley
Total		\$29,000.00			

Financial Statement

A year-to-date summary of the District's financial position for Fiscal Year 2025-2026, in addition to a comparison to the previous fiscal year, can be found in Appendix D.

Capital Improvement Program

The District maintains a 5-year Capital Improvement Program that includes water and sewer infrastructure, facilities, and fleet. A year-to-date summary of the District's Capital Improvement Program for Fiscal Year 2025-2026 can be found in Appendix D.



Purchasing Department

Staff continues to source sanitization supplies to ensure wipes, hand sanitizers, disinfectants are available in all district buildings, and vehicles for the safety of the staff.

Price increases and supply chain issues continue to surface in our industry. Specifically, PVC pipe and fittings, ductile iron pipe and service brass fittings, restraints, hydrants, and valves, as well as many other products, are experiencing significant shortages that could lead to extended lead times. Along with these supply chain problems, pricing continues to escalate. These problems exist with both domestic and imported materials. We will continue to monitor the situation and do our due diligence in getting all the material that is needed to maintain our water systems.

Total inventory purchases were \$64,797.58, and the total issued for use by field crews was \$103,076.93 for the month of March 2026.



OPERATIONS & MAINTENANCE DIVISION

Construction & Maintenance Department

Water Line Locations

Staff completed approximately 603 water line location requests using iPads and the GeoViewer Mobile app to streamline and manage line locations.



Water System Repairs/Replacement

Staff continued to repair and replace components of the water distribution system keeping it in optimum working order and properly functioning without any interruption. Below is a summary of the repairs and replacements completed in March 2026.


Description	March 2026	CY 2026
Water Service Lines Replaced with Copper	9	30
Water Service Line Leaks Repaired	5	12
Water Mainline Leaks Repaired	3	9
Fire Hydrants Repaired/Replaced	10	17



Water System Maintenance

Staff continued to implement preventative maintenance and inspection programs to keep the water distribution system in optimal working order and properly functioning without any interruption. Below is a summary of the maintenance completed in March 2026.

Description	March 2026	CY 2026
Ground Valves Exercised	77	219
Fire Hydrants Flushed, Maintained, and Painted	19	79
Air-Release Valves Maintained/Repaired	103	104
Cla-Val Valves Maintained/Repaired	0	0
Blow-Offs Flushed	99	321



CMMS Workorder Program

A total of 17 work orders were processed in March 2026 using the CMMS program.

New Water Meter Service Installation

Staff installed 37 new water service lines in March 2026.

Fire Flow Testing

Staff conducted no field fire flow tests for the Engineering Department in March 2026. Engineering is still conducting fire flow test results using the new hydraulic model.



Fleet & Facility Maintenance Department

Janitorial Services

The District awarded a contract to Executive Facilities in March 2025 and their first day of service was April 1, 2025. The janitorial company has been very responsive to staff's requests and continues to provide a good service with no issues at this time.

Building Maintenance

Staff completed the following building maintenance during the month of March 2026.

- Repaired five leaks on the irrigation system at Well 25 and installed approximately 15 feet of new pipe.
- Replaced a failed ¾" PVC tee on Vista Tank irrigation system.
- Repaired six leaks on irrigation system at Well 27/31.
- Replaced damaged filing cabinet in the Front Office and secured with L-brackets.
- Cleaned up all six swamp coolers at Corporate Yard for the season.
- Replaced inline water filters on all swamp coolers.
- Replaced pumps on swamp coolers #2, #4 and #5.
- Replaced pads on swamp cooler #3 and the belt on Meter Shop swamp cooler.
- Performed biweekly cleanup of Old Stores building.
- Replaced the irrigation controller with a Hunter brand at Well 28 and repaired one irrigation leak.
- Replaced a floodlight on the East Stores breezeway at the Corporate Yard.
- Reinstalled the door arm on West Stores entry door.
- Performed cleanup in Corporate Yard Shop, removed inoperable tamper, and emptied water separator for compressed air system.
- The lift in Corporate Yard Shop was inspected by Southwest Lift and passed inspection for the year.
- Applied white stripping to parking area at the Corporate Yard for backhoe/dump trucks.
- Replaced two failed ballasts for the Front Office.
- Performed a requested check of AC unit #5, turned breaker on, and inspected breakers in the Electrical room.

Standby Generator Monthly Maintenance Program

Monthly testing is conducted to ensure that all generators are in good working order and ready for use when needed.


- Ran all generators and all CONEX box equipment at Corporate Yard.
- The Dos Palmas generator was inspected and had a 3A fuse replaced on the control board and the batteries replaced.

Fleet Maintenance/Repairs

Staff completed the following fleet maintenance during the month of March 2026.

- Unit 419 had an emergency after-hours repair to the heater hoses. The hoses were replaced with OEM parts later that work week.
- Unit 117 was picked up by GovDeals auction buyer and removed from premises.
- Unit 462 was taken to Arcaro's Auto Body for repairs and picked up 28 days later after repairs were completed.
- Unit 459 had front brakes inspected and cleaned due to a squealing issue.

- Unit 439 had a broken license plate light cover replaced, and the rear front tire was removed and patched due to a puncture.
- Unit 456 had the AC compressor replaced under warranty at Jessup Auto Plaza.
- Unit 461 had a mobile recall performed by a Ford technician.
- Unit 418 had a hole in left rear tire patched, and a windshield chip inspected by Mac's Mobile Autoglass.
- Unit 389 had the dump bed limit switch replaced.
- Unit 416 had replacement ripper blades picked up at Glenn B. Dorning.
- Unit 442 had the directional lightbar remounted, a right front bin shock replaced, welds added to repair a cracking bin door, and had an alignment performed at Palm Springs Motors.
- Arrow Board #1 had the original batteries replaced.
- Unit 449 had an oil change performed.
- Unit 452 had a hole patched in the left front tire and an oil change performed.
- Unit 432 had a hole patched in the right rear tire.
- Unit 447 had the cabin filter blown out, right front tire and wheel replaced due to damage, all zircs greased, and the A/C condenser/radiator assembly cleaned of an airflow blockage.
- Unit 399 had Freon with stop leak added to A/C system, and had crane removed and placed in Unit 466 bed for installation at Morgan Company.
- Unit 457 had an oil change performed and noted a possible rear main seal leak that will be monitored.
- Unit 450 was taken to Arcaro's Auto Body for repair and was picked up a week later. Due to excessive damage, the unit will be totaled.
- Unit 420 had an oil change performed, cabin filter replaced, and AC issue verified, will be scheduled for repairs at an AC specialist.
- Unit 467 was dropped off and inspected in house, had unit numbers applied and three spare keys made.
- Unit 394 had the tongue jack replaced with a 12,000-lb. unit and a new mount was welded.
- Unit 466 was taken to Morgan Company for crane installation.
- Unit 465 was picked up from Morgan Company after crane installation was completed.
- Unit 468 was inspected and had MSWD decals and unit numbers applied.



Field Services Department

WaterSmart / Neptune 360

Staff routinely monitors for continuous usage and high-water usage on customer accounts and proactively makes contact through the Customer Portal, phone, email, or in person to inform them of potential issues. The following is the number of contacts made this month:

Contact Type	Total for March 2026	Total for CY 2026
Continuous Usage	81	173
High Usage (>Normal)	9	30
Reverse Flow	0	0
Total	90	203

Cross Connection Control Program

The Backflow and Cross Connection Specialist performs annual testing of Backflow Prevention Assemblies (BPAs) throughout the District as required by the SWRCB Cross Connection Control Policy Handbook.

Type	Total for March 2026	Total for CY 2026
BPAs Tested	240	514
Hazard Assessments	4	25

Service Orders

The Field Services team carries out a range of assignments throughout the month, based on requests submitted by customers or directives issued by the office, to support District-wide operations. A detailed breakdown is provided in the list below.

Type	Total for March 2026	Type	Total for March 2026	Type	Total for March 2026
Non-Pays	130	Change Out New Meter Box	7	Illegal Connections	5
Shut-Off per Customer	37	Customer Side Leaks	23	Construction Meter Reads	46
Shut-Off per Office	7	Meter Maintenance	129	Construction Meters Installed	1
Water Reconnection	112	Water Quality Investigation	3	Construction Meters Removed	7
Change Out Register	10	High Water Pressure Investigation	2	District Side Leak Investigation	5
White Door Hangars	84	Low Water Pressure Investigation	3	Customer Side Leak Investigation	23
Red Door Hangars	56	Water Waste Investigation	0		
High Bill Investigation	9	No Water Investigation	9		

Vegetation and Debris Removal

The Field Services team removed heavily vegetated areas to expose and clearly identify meter box easements.



Wastewater Collection Department

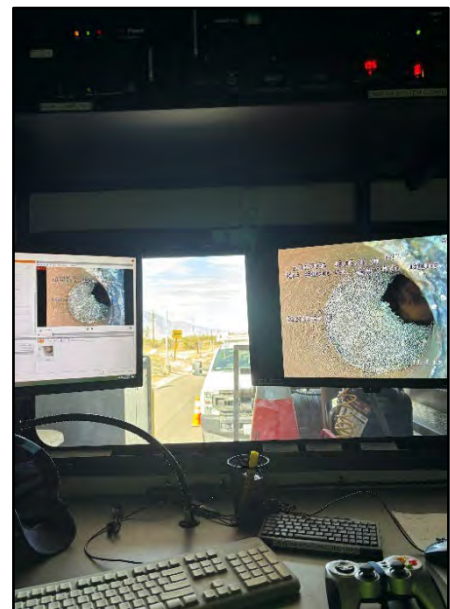
Sanitary Sewer Overflow

There was one Sanitary Sewer Overflow (SSO) in the collection system this month. This SSO was classified as a Category 3 spill, with an estimated 77 gallons discharged from an air vac located on the Dillon Road force main. To help prevent debris from clogging the air vacs causing SSOs, staff installed Y-strainers to block material from entering the valves and potentially prevent future spills.



Sewer Line/Collections Maintenance

Staff completed 4,410.04 feet of CCTV inspections this month. Staff also cleaned 2.052 miles of sewer mainlines this month.



Dos Palmas Lift Station

Operators conducted daily site visits to ensure proper pump operation, Supervisory Control and Data Acquisition (SCADA) system functionality, and site security.

Fats, Oils, and Grease (FOG) Inspections

Staff completed 13 FOG inspections this month.

Sewer Line Locations

Staff completed 407 sewer line location requests using iPads and the GeoViewer mobile application to streamline and manage line locations.

Project 37 Easement Manhole Repairs

Staff raised a manhole in the Project 37 Easement after repeated rain events left it buried. Located within a wash, the area has experienced significant sand accumulation over time, causing an elevation increase of approximately 1.5 feet.



Wastewater Treatment & Disposal Department

Plant Maintenance

Between the Horton, Desert Crest, and Wright Wastewater Treatment Plants, employees worked 1,047.75-man hours to execute routine plant maintenance, equipment maintenance, and plant operations. Staff members operated the sludge belt filter press for 130.7-man hours during this period, filling and emptying 18 trailers with sludge from the Horton, Wright, and Desert Crest plants.



Horton Rag Issues

Staff discovered a significant accumulation of rags in the EX Head supplying Aeration Tanks 1-3. The material was cleared from the EX Head, however, the rags remain an ongoing issue at the Horton facility.



Horton Catwalk Grating Repairs

Staff are replacing corroded grating throughout Aeration Tanks 1-3. This work is intended to improve safety for all personnel accessing the catwalks.



Horton Influent Pump 1 Valve Replacement

Staff replaced a seized valve that isolates flow from Influent Pump 1. Staff are also working on rebuilding the old valve to maintain a spare in case the issue occurs again in the future.



Sampling and Laboratory

Staff collected 90 samples and spent 180-man hours performing laboratory duties and analysis for process control and regulatory reporting purposes. Effluent from the Horton, Wright, and Desert Crest plants consistently met the District's discharge permit requirements.

Pond Maintenance

Horton Ponds 1, 4, 5, 6, and 8 were cleaned and rehabilitated during March 2026. The ponds continue to exhibit a high percolation rate.

Wastewater Report

Through continued development in the Desert Hot Springs area, and at the request of new consumers, sanitary services are always being added to the collection system. Below is a summary of new sanitary service connections by month.

New Sanitary Service Connections to Collection System					
Fiscal Year	2025/26	2024/25	2023/24	2022/23	2021/22
July	13	9	4	4	18
August	20	7	12	26	20
September	4	2	17	20	20
October	26	2	3	13	36
November	3	22	7	8	29
December	1	5	21	8	12
January	4	1	2	35	14
February	30	55	1	4	7
March	16	30	1	24	17
April		46	7	16	7
May		42	8	9	16
June		4	0	4	2
Total	117	235	83	171	198

Additional sanitary service connection information is provided in Appendix E.

The following table shows the average daily flow and peak daily flow for the Horton WWTP, Desert Crest WWTP, and Wright RWRf.

Wastewater Flow (MGD)						
Fiscal Year 2025/26	Horton WWTP		Desert Crest WWTP		Wright RWRf	
	Average Daily Flow	Peak 24-Hour Flow	Average Daily Flow	Peak 24-Hour Flow	Average Daily Flow	Peak 24-Hour Flow
July	1.862374	1.999693	0.042087	0.048290	0.169682	0.194612
August	1.785411	1.918440	0.034649	0.040490	0.188708	0.236098
September	1.858563	1.995437	0.030936	0.039250	0.200613	0.240535
October	1.893174	1.994838	0.031488	0.038150	0.189350	0.250412
November	1.922275	2.161271	0.035959	0.046170	0.182794	0.208263
December	1.872361	1.992182	0.031247	0.040290	0.189836	0.243899
January	1.926865	2.046751	0.029501	0.035770	0.184522	0.209300
February	1.897698	2.081533	0.030420	0.037800	0.192446	0.271299
March	1.901059	2.085559	0.028617	0.035320	0.186100	0.290100
April						
May						
June						

Additional wastewater flow information is provided in Appendix E.

Water Production Department

Water Produced

Water System	System Number	March 2026 (AF)	March 2026 (MG)
Mission Springs WD	CA3310008	670.31	218.40
West Palm Springs Village	CA3310078	8.04	2.62
Palm Springs Crest	CA3310081	5.76	1.87
Total		684.11	222.89

Water Sampling/Testing

- Bacteriological Sampling – Staff collected 50 routine samples in the MSWD system, four routine samples in the ID-E area which includes the West Palm Springs Village (WPSV) and Palm Springs Crest (PSC) systems, and four well samples in ID-E.
- Staff collected 16 general physical samples in the MSWD system and two general physical samples in ID-E.
- Well 26A Uranium Treatment (IXP) Sampling – The monthly and quarterly uranium sampling was not completed due to the well being offline for maintenance.
- DDW Reporting – The District's Monthly Coliform Monitoring Report for all three water systems will be sent to the SWRCB Department of Drinking Water (DDW) on April 10, 2026.
- Chromium-6 Sampling – Staff completed the Chromium-6 sampling on March 18, 2026, for all our wells except for Wells 22, 27, and 34 due to being offline for mechanical failure.

Chlorination System Updates

- Chlorination Pumps – Staff conducted routine maintenance and inspections on all chlorine pumps and related equipment at well sites. Staff made necessary adjustments, repairing and/or rebuilding to ensure proper operation. Most chlorinator pumps continue to function properly, with only typical preventative maintenance required (i.e., repair of cracked chlorination suction/feed tubing).
- Sodium Hypochlorite (Chlorine) Usage – During the month of March 2026, a total of 1,664 gallons of chlorine (12.5% solution strength) was used to disinfect the distribution system and our production facilities. (Reflects usage in the MSWD and ID-E water systems.)
- Chlorine Residuals at Production Well Sites – In March 2026, the Water Production staff checked and documented the chlorine residuals at all wells in use 159 times. The average chlorine residual of these readings was 1.03 ppm. (This data reflects the MSWD and ID-E water systems.)
- Distribution System Chlorine Residuals – During the month of March 2026, the Water Production staff checked and documented the chlorine residuals throughout the distribution system a total of 107 times. The average chlorine residual of these readings is 0.86 ppm. (This data reflects the MSWD and ID-E water systems.)

Well Soundings

Staff continued to sound the groundwater levels for 13 production wells and nine monitoring wells. Staff aim to complete these by the 20th of each month.

Water Production Facility Updates

Staff are responsible for oversight of all water production sites, including making necessary operational adjustments to ensure optimal performance. Their duties also include conducting monthly overflow maintenance, which may require climbing reservoirs when needed.

Sanitary Survey Corrections

In March 2026, staff continued to correct items that were brought to our attention during the last Sanitary Survey Inspection. All resolved issues are documented, and a photo is uploaded to a folder to be sent to the state.

Gateway Fire Pump Testing

Staff performed the monthly fire pump testing in February 2026. All systems functioned properly. Water loss data was captured and entered onto our water loss tracking worksheet.

Oil Changes

All well and booster pump motors were changed in November 2025 to account of the cooler temperatures. Oil changes will be made again in April 2026 to account for warmer temperatures.

Well 26 Bac-t Failure/4-log removal

In March 2026, staff conducted routine weekly bacteriological source and compliance point sampling in accordance with the 4-log removal agreement with the State Water Resources Control Board DDW. Weekly bac-t samples are collected each Wednesday, and chlorine residuals are collected each day the well pumps into the system, to ensure adequate dosing remains above the DDW required 0.50 mg/L. All documentation is being provided in the daily production run reports.

Well 33

A new production meter was installed and set up. The new meter is communicating with SCADA, and new meter information was gathered and inputted into GeoViewer.

Well 28

A new meter was installed and set up. This meter will communicate with SCADA once the well is back online.

Two Bunch Reservoir 2

Production staff repaired the damaged metal screen shield on the vent located on top of the reservoir.

New Vista Booster Pump Install

Production staff installed and set up a new booster pump at Vista Reservoir. The existing pump was beginning to experience issues. Staff will also be replacing the second booster pump. The pump is on hand and pending the arrival of additional parts.



Redbud Reservoir

Production staff repaired the damaged metal screen shield around the vent located at the top of the reservoir.



Sample Stand Maintenance

Production staff have begun cleaning and repairing sample stands throughout the District. They are removing rust using wire wheels and then painting the stands in house. Currently, 12 sample stands have been completed and work will continue on additional stands each week.



Well 24

Well 24 was placed into stand-by status on November 19, 2025. The well will remain in stand-by status until further notice. The Cla-Val for flushing to waste has been adjusted and will not pump into the system.

Well 26A

The downhole brushing and bailing began on February 24, 2026. Production staff have begun chlorination and flushing procedures to prepare the well for sampling before placing the well back into operation.

Existing Well 33 RES-BCT Solar Site

Repair work will begin on April 30, 2026. Once repairs are made, then efforts to move forward with an RFP process for annual maintenance services of the solar site will start back up.

Nancy Wright RWRP PPA Solar Project

In March 2026, the project was completed less the installation of transformers.

New RES-BCT Solar Project

The application with SCE has been approved. Construction will begin following the Nancy Wright RWRP site.

Water Report

Through continued development in the Desert Hot Springs area and at the request of new customers, water services are always being added. Below is a summary of new water services added each month.

New Service Connections to the Water System					
Fiscal Year	2025/26	2024/25	2023/24	2022/23	2021/22
July	18	9	5	6	18
August	19	14	14	28	19
September	8	6	19	22	23
October	26	2	4	16	33
November	3	25	9	10	27
December	8	6	5	9	9
January	3	1	5	26	14
February	31	59	3	14	8
March	16	37	6	29	19
April		64	11	24	6
May		54	9	16	19
June		7	3	5	1
Total	132	284	93	205	196

Additional water service connection information is provided in Appendix E.

As expected, the new water services increase the amount of water needed to be pumped; however, the weather and water conservation continue to be the primary factor in MSWD water production. The following table summarizes the MSWD water production by month.

Monthly Water Production (AF)							
	FY 2025/26	Variance from Prior Year		FY 2024/25	FY 2023/24	FY 2022/23	FY 2021/22
		AF	%				
July	812.67	-126.40	-13.46	939.07	789.99	751.79	796.57
August	789.94	-28.69	-3.50	818.63	737.74	850.19	839.93
September	762.89	-22.96	-2.92	785.85	675.06	716.03	738.65
October	674.64	-43.62	-6.07	718.26	709.23	691.98	665.18
November	531.93	-42.15	-7.34	574.08	629.05	599.39	679.85
December	666.21	19.13	2.96	647.08	529.99	554.27	565.48
January	541.35	-30.89	-5.40	572.24	556.57	530.39	580.28
February	521.99	12.91	2.54	509.08	458.69	490.41	527.34
March	685.32	121.04	21.45	564.28	560.24	500.37	601.44
April				598.68	649.67	552.34	624.07
May				645.40	696.24	726.25	745.36
June				769.02	700.11	682.09	730.02
Total	5,986.93	-141.64	-2.31	8,141.67	7,692.58	7,645.50	8,094.17

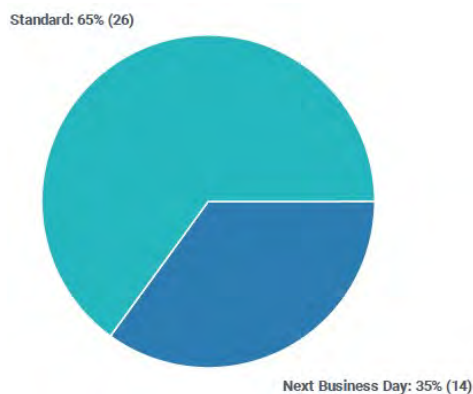
Additional water production information is provided in Appendix E.

APPENDIX A – Innovation & Technology Information

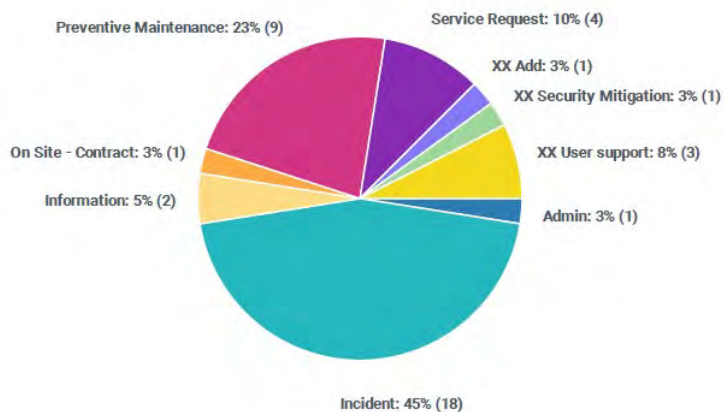
Mission Springs — March 2026 Client report

Client Activity Report and Analysis

Tickets received by Priority



Tickets received By Type



Client Service Rating	
Overall Satisfaction	—
Number of Service Requests	40
Number of Survey Responses	0
Response Rate	0%

Tickets Received	40
Tickets Closed	39
Ticket MTTR	1.31

Client Hours — March

Hours on SOs	97
Hours on Projects	0
Meeting Hours	0
TOTAL HOURS	97

Mission Springs — March 2026 Client report

March Client Meetings

Meeting Title	Topics	Time Allocated
N / A	• N / A	0

Client Pending Projects

Project Title	Purpose
Network Hardware	Upgrade Hardware to maintain cyber security resiliency
Client Server Updates	Update security servers
Server Replacement	Current servers at the end of life cycle

Client Email Filtering



APPENDIX B – Federal & State Legislative Information

Mission Springs Water District Federal Update

March 31, 2026

Federal Appropriations Update

The Department of Homeland Security (DHS) lapse in funding remains unresolved. On March 27, the Senate passed a bill by voice vote to provide FY26 funding for most of DHS, excluding Immigration and Customs Enforcement and Customs and Border Protection. House Republicans rejected the Senate bill. The House instead passed a 60-day continuing resolution to fund all of DHS through May 22 by a vote of 213-203, sending the measure back to the Senate. With both chambers now in recess through April 13, no immediate resolution is in sight. Amid deteriorating airport security conditions, President Trump signed a memorandum directing the use of previously appropriated funds to compensate Transportation Security Administration (TSA) personnel who have worked without pay during the shutdown. The White House has urged Congress to cancel its recess and return to Washington to resolve the impasse. Senate Republicans are separately exploring including multi-year DHS funding in a budget reconciliation package.

Meanwhile, the Fiscal Year 2027 appropriations process is advancing on both sides of the Capitol. The House Appropriations Committee opened its Member request portal in late February, and most subcommittee deadlines for programmatic and Community Project Funding submissions have now passed. Senate Appropriations Committee Chair Susan Collins (R-ME) and Vice Chair Patty Murray (D-WA) have also released their [Committee's FY27 guidance](#), with Congressionally Directed Spending, programmatic funding, and language submission deadlines spanning April through early May. The Trump Administration is targeting release of its FY27 budget request in early April, with House planning to begin markups in mid-to-late April.

GSA Proposes Revised Certifications for SAM.gov Registrants

The General Services Administration (GSA) has published a [proposed rule](#) to revise the Financial Assistance General Certifications and Representations required of all entities registered in the System for Award Management (SAM.gov), the federal database through which entities must register to receive federal grants, cooperative agreements, and loans. The proposed revision would add three new certifications that registrants must affirm at initial registration and each annual renewal: (1) that the organization complies with federal anti-discrimination laws as framed under Executive Order 14173 and DOJ guidance issued July 29, 2025, including with respect to programs labeled DEI or DEIA; (2) that the organization will not knowingly transport, conceal, harbor, or hire undocumented individuals; and (3) that the

organization will not fund or facilitate violence, terrorism, or activities threatening public safety or national security. Because SAM.gov registration is a prerequisite for all federal financial assistance, these certifications would function as universal eligibility conditions across federal programs. Some stakeholders have raised questions about the specificity and scope of the anti-discrimination certification, potential retroactive compliance implications for entities renewing SAM registration mid-grant and expanded *False Claims Act* exposure given that a disputed certification could implicate multiple active federal awards simultaneously. The public comment period closed March 30.

LEGISLATIVE ACTIVITY

Senate Passes WIPPES Act. On March 22, the Senate passed the *Wastewater Infrastructure Pollution Prevention and Environmental Safety (WIPPES) Act* ([S. 1092](#)) by unanimous consent. The bill would establish federal labeling standards for so-called “flushable” wipes to include the language “Do Not Flush.” These wipes can significantly impact wastewater pipes and infrastructure. A similar version of the legislation passed the House ([H.R. 2269](#)) in June 2025.

House T&I Chairman Announces He Will Not Seek Reelection. On March 27, Representative Sam Graves (R-MO), Chairman of the House Transportation and Infrastructure Committee, announced he will not seek reelection at the end of his current term, concluding 26 years in Congress. In a [statement](#), Graves emphasized his intention to remain fully engaged on the Committee's legislative agenda through the end of 2026, including a surface transportation reauthorization bill, the *Water Resources Development Act of 2026*, aviation safety, pipeline safety program reauthorization, *Clean Water Act* permitting reform, and FEMA reforms.

House Bill Reintroduced to Expand WIFIA Assistance for Drought Projects. On March 5, Rep. Scott Peters (D-CA) reintroduced the *Drought Relief Obtained Using Government Help Today (DROUGHT) Act* ([H.R. 7845](#)), which would amend the *Water Infrastructure Finance and Innovation Act* (WIFIA) to increase the federal assistance cap for certain projects from 80 percent to 90 percent of total project costs. The higher limit would apply to projects in states experiencing severe drought, projects designated as regionally or nationally significant, and projects serving disadvantaged communities. The bill was referred to the House Transportation and Infrastructure and Energy and Commerce Committees for further consideration.

House Resolution Introduced Recognizing Community Water Fluoridation. On February 26, Rep. Lois Frankel (D-FL) introduced [H. Res. 1087](#), a resolution recognizing community water fluoridation as a safe and effective public health intervention to prevent tooth decay and improve oral health. The resolution highlights research supporting fluoridation and encourages states and localities to maintain or adopt fluoridated community water systems.

FEDERAL FUNDING OPPORTUNITIES

Reclamation Publishes WaterSMART Large-Scale Water Recycling Projects NOFO. On March 12, the Bureau of Reclamation published a [NOFO](#) for up to \$130 million through the WaterSMART Large-Scale Water Recycling Projects program. The program provides up to 25 percent federal cost share for the planning, design, and construction of water recycling projects with a total project cost of \$500 million or greater. Eligible applicants include states, tribes, municipalities, irrigation districts, water districts, wastewater districts, and regional or local authorities with water or power delivery authority located in 17 western states. Applications are due May 13, 2026.

Reclamation Publishes WaterSMART Small-Scale Water Efficiency Projects NOFO. On March 5, the Bureau of Reclamation published a [NOFO](#) for up to \$4 million through the WaterSMART Small-Scale Water Efficiency Projects program. Individual awards are capped at \$125,000. The program funds small-scale projects that conserve water and enhance water supply reliability in water delivery systems, including canal lining, water delivery automation, flow measurement, and similar efficiency improvements. Eligible applicants include states, tribes, irrigation districts, water districts, and other organizations with water or power delivery authority located in western states and U.S. territories, as well as nonprofit conservation organizations partnering with an eligible entity. Applications are due June 2, 2026.

Reclamation Publishes WaterSMART Drought Response Program NOFO. On March 5, the Bureau of Reclamation published a [NOFO](#) for up to \$13.5 million through the WaterSMART Drought Response Program. Individual awards range from \$25,000 to \$1.5 million. The program funds projects designed to improve drought resilience, including infrastructure improvements for water storage and distribution, water source diversification, decision-making tools for water management, and drought contingency planning. Eligible applicants include states, tribes, irrigation districts, water districts, and other organizations with water or power delivery authority located in western states and U.S. territories, as well as nonprofit conservation organizations partnering with an eligible entity. The Bureau will host an [informational webinar](#) on April 21, 2026 at 9:00 a.m. PT to discuss eligible applicants, project types, program requirements, and evaluation criteria. Applications are due July 28, 2026.

Reclamation Publishes WaterSMART Applied Science Grants NOFO. On March 5, the Bureau of Reclamation published a [NOFO](#) for up to \$6 million through the WaterSMART Applied Science Grants program. Individual awards are capped at \$400,000. The program funds projects to improve access to and use of hydrologic data, develop and improve water management tools, and improve hydrologic modeling and forecasting capabilities, including operational models for irrigation and reservoir operations, snow monitoring technologies, and hydrologic databases. Eligible applicants include states, tribes, irrigation districts, water districts, and other organizations with water or power delivery authority in western states and U.S. territories, as well as universities, nonprofit research institutions, and federally funded research and development centers partnering with an eligible entity. The first application deadline is July 8, 2026; a second application window closes April 13, 2027.

FEDERAL AGENCY ACTIONS AND PERSONNEL CHANGES

White House Releases National AI Legislative Framework. On March 20, the Trump Administration released a [national legislative framework](#) for artificial intelligence (AI), calling on Congress to establish a uniform federal standard to replace the existing patchwork of state AI laws. The framework is organized around protecting children online; safeguarding communities from AI-enabled fraud and managing data center energy costs; protecting intellectual property rights for creators and publishers; preventing government-directed censorship of AI platforms; removing regulatory barriers to accelerate AI development and deployment; and expanding AI workforce training and education programs. On federal preemption, the framework calls on Congress to preempt state AI laws that impose undue burdens on innovation while preserving state authority over areas such as child protection, consumer fraud, zoning, and state procurement. Prospects for legislation this year are uncertain. Some Republicans, including Sens. Josh Hawley (R-MO) and Marsha Blackburn (R-TN), have pushed for stricter requirements on technology companies, while many Democrats have signaled the framework lacks sufficient substance on issues such as national security threats and misinformation. The framework aims to build on President Trump's December 2025 executive order directing evaluation of state AI regulations and federal preemption options.

OPM Proposes Changes to RIF Procedures. On March 5, the Office of Personnel Management (OPM) issued a [proposed rule](#) revising how federal agencies conduct reductions in force (RIFs). The proposal would prioritize employee performance ratings over length of service when determining which workers are retained during layoffs, with tenure used primarily as a tiebreaker. According to OPM, the change is intended to create a more performance-based framework for workforce restructuring while preserving existing veterans' preference rules. Public comments on the proposed rule are due May 4, 2026.

EPA Launches RealWaterTA Initiative. On March 4, the Environmental Protection Agency (EPA) announced a [new initiative](#), Real Water Technical Assistance (RealWaterTA), aimed at strengthening support for drinking water and wastewater utilities nationwide. The program will focus on core technical assistance to help systems maintain compliance with the *Safe Drinking Water Act* and *Clean Water Act*, including engineering and design support, operational assistance, workforce development, and financial management. EPA also rescinded a March 2023 guidance memo related to water technical assistance as part of the shift in program priorities.

EPA Replaces Water Utility Climate Resilience Program. EPA has replaced a technical assistance program that helped water utilities prepare for climate-related risks with a new initiative that avoids references to climate change. The program, [Strengthening Water Infrastructure for Tomorrow \(SWIFT\)](#), replaces the former Creating Resilient Water Utilities effort and focuses on extreme weather preparedness and infrastructure resilience. According to EPA officials, the shift aligns the program with statutory authorities under the *Clean Water Act* and *Safe Drinking Water Act* and with administration priorities emphasizing state and local preparedness.

EPA Seeks Public Comment on Clean Water Act Financial Capability Assessment Guidance. On March 26, EPA published a [request](#) for public input on its *Clean Water Act* Financial Capability Assessment (FCA) guidance, a non-regulatory resource used to evaluate communities' ability to afford wastewater infrastructure upgrades when negotiating implementation schedules under permits and enforcement agreements. The guidance also informs water quality standards variances, antidegradation reviews, and in some cases decisions about revising designated uses for waterbodies. EPA indicated it will consider updating the guidance to better reflect ratepayers' ability to support infrastructure costs, potential impacts on rural and small communities, and related topics. The current guidance was last updated in March 2024. Public comments are due May 26, 2026. EPA also plans to hold two virtual public meetings before the comment period closes.

EPA Seeks NDWAC Nominations. EPA is accepting nominations for three-year appointments to the [National Drinking Water Advisory Council](#) (NDWAC), a 15-member advisory body established under the *Safe Drinking Water Act* to provide recommendations to the EPA Administrator on drinking water policies and programs. EPA is seeking nominees from the general public, state and local agencies, and organizations with expertise in water hygiene and public water supply, including representatives of small and rural systems. Nominations must be submitted by April 8, 2026.

EPA IG Finds Agency Lacks Grants Workforce Plan. On March 11, EPA's Office of Inspector General published a [report](#) finding that EPA lacks an agencywide plan to address its grants workforce needs despite a dramatic increase in grants volume driven by supplemental appropriations under the *Infrastructure Investment and Jobs Act* and the *Inflation Reduction Act*. As of May 2025, EPA was managing 8,581 grants valued at approximately \$78.3 billion, a 56 percent increase in grant volume and a 338 percent increase in grant value since 2018. The report also found that EPA's workload benchmarks for grant specialists and project officers have not been updated since a 2005 contractor study, and that the agency lacks a formally documented process for conducting its semiannual workload analyses.

##



Mission Springs Water District Sacramento Update

March 2026

March turned out to be a surprisingly busy month in Sacramento. Activity in Sacramento is very deadline driven and both the Senate and Assembly deadlines to amend spot bills were in March. These deadlines led to over 500 gut and amends which are bills that completely re-write the prior version of the bill.

This month Sacramento was jolted by the sex abuse allegations involving Cesar Chavez, the former leader and co-founder of the United Farm Workers (UFW). In response, members of the California Latino Legislative Caucus convened to assess the situation and coordinate next steps. The caucus issued a statement condemning Chavez's actions and reaffirming strong support for Dolores Huerta, a co-founder of UFW with Chavez and one of his victims. Additional statements from other caucuses and individual legislators quickly followed, signaling broad concern across the Capitol. Legislative leadership, including Speaker Robert Rivas and Senate President Pro Tem Monique Limón, announced that they would rename the March 31 state holiday as "Farmworkers Day." The Legislature quickly passed this bill and sent it to the Governor for his signature prior to March 31.

Legislative Update

Turning back to legislation, policy committee activity began to increase in March although the hearing agendas were still relatively light. A limited number of bills were heard during March with the majority of the bills being heard in April when the Legislature returns from their one-week Spring Break on April 6. The Legislature will be very busy when they return from Spring Break as all bills that cost the state money will need to pass out of policy committee(s) in just 3 weeks, by April 24.

Working with Mission Springs staff, we continue to review legislation of interest including the gut and amends previously mentioned.

State Budget Update

In addition to activity on legislation, the Senate and Assembly began to hold Budget Subcommittee hearings in earnest on the Governor's January Budget proposal. These hearings will continue through April and early May prior to the Governor's release of the May Revise which must occur prior to May 15.

Additionally, the Governor's Department of Finance released their latest [Finance Bulletin](#) finding that February revenue came in higher than forecasted. Specifically, personal income tax revenue was down but corporate tax revenue and sales tax revenues were both higher than projected. The year-to-date revenue totals are 5.1% (\$7 billion) above projections. If these trends continue, this could be good news for the May Revise and budget negotiations between the Governor and Legislature in the next few months as they work to finalize the 2026-27 state budget.

APPENDIX C – Public Affairs Information

Your Rates Have Changed What You Need to Know



Water Matters March 2026

Your Rates Have Changed: What You Need to Know

In October, after a public comment period, Mission Springs Water District approved a 5-year rate adjustment, which began at the end of February 2026. This change is part of MSWD's ongoing commitment to maintaining high-quality service and infrastructure for the communities it serves.

In June 2025, MSWD engaged customers throughout the service area to form a Community Listening Engagement, and Advisory on Rates (CLEAR) Committee. Interested community members completed an application and committed to participating in meetings to review the District's cost-of-service study and the recommendations provided by an independent, third-party financial consultant. Throughout the summer, committee members met and asked questions, provided feedback, and ultimately presented their observations and recommendations to the MSWD Board in August 2025.

In addition to the CLEAR Committee meetings, MSWD held multiple public meetings in September and October 2025 and offered a formal protest and objection comment period prior to a public rate hearing on October 20, 2025, to ensure broad community input and transparency. For more information about MSWD rates, visit: mswd.org/rates.

Your Rates at Work - Where do the Funds Go?

MSWD is a public agency. We do not have shareholders and can only charge what is cost to serve customers Your rate dollars are used to build needed Infrastructure, maintain current infrastructure, to ensure that we are providing safe water to the community.

Currently our infrastructure includes 279 miles of distribution and transmission pipe, 13 active water wells, 4 inactive water wells, 24 reservoirs, 11 booster pumps, 1,900 hydrants, 21 vehicles, 3 wastewater treatment facilities, corporate yard, administrative, engineering, and accounting facilities Our workforce consists of 57 dedicated, highly skilled employees who serve our customers in Water, Wastewater, Customer Service, Finance/Accounting, GIS, Engineering, Contract Management, Human Resources, Communications, Government Affairs, Information Technology, Construction & Maintenance. No matter what their role, every team member is here to serve you.



Why is a rate adjustment needed?

MSWD has not implemented a rate increase since 2020. Since then, rising inflation, increased costs for operations and maintenance, new capital improvement projects and aging infrastructure and have all significantly increased the cost of providing reliable, high-quality water and wastewater service. To continue meeting these obligations and serving the community effectively, a rate adjustment is necessary.

The chart below shows the average monthly impact on MSWD customers through 2030. These figures are based on the average monthly bill; individual customer impacts may vary. To learn more about the rate-setting process and to view the complete cost-of-service study, visit: mswd.org/rates.

Line	Monthly Impacts	Existing Bill	Proposed February 2026	Proposed January 2027	Proposed January 2028	Proposed January 2029	Proposed January 2030
1	Monthly Water Bill (13 CCF of water)	\$43.40	\$46.84	\$51.06	\$55.65	\$60.66	\$66.12
2	Difference (\$)		\$3.44	\$4.22	\$4.60	\$5.01	\$5.46
3							
4	Average Wastewater Charge per Month	\$50.16	\$53.75	\$57.51	\$61.54	\$65.85	\$70.46
5	Difference (\$)		\$3.59	\$3.76	\$4.03	\$4.31	\$4.61
6							
7	Combined Water and Wastewater Bill	\$93.56	\$100.59	\$108.57	\$117.19	\$126.51	\$136.58
8	Difference (\$)		\$7.03	\$7.98	\$8.63	\$9.32	\$10.07

How MSWD is Helping to Offset the Impact to Customers - Help2Others Program

To help offset the impact of the rate adjustment, MSWD has increased the annual Help2Others pledge amount. Eligible customers can receive \$150 towards their water bill once every 12 months.

Customers do not need to be past due to qualify, and assistance can be applied as a credit to an account, ensuring funds are available when they are needed most. It's quick and easy to apply online! Even if you work full-time, you may qualify. The requirements are you must be a customer of MSWD; the water bill must be for your primary residence and in your name, and you must meet income level guidelines shown in the chart here. To apply, visit: mswd.org/billassistance



Follow and like us on social





CVWC Digital Marketing Report Website, Social, and Marketing Performance

Mar 1–31, 2026

by Hunter | Johnsen

Google Ads Campaigns

 **DISPLAY AD IMPRESSIONS**
CV Water Counts

114.41K

 **SEARCH AD IMPRESSIONS**
CV Water Counts

6,603

 **VIDEO IMPRESSIONS**
CV Water Counts

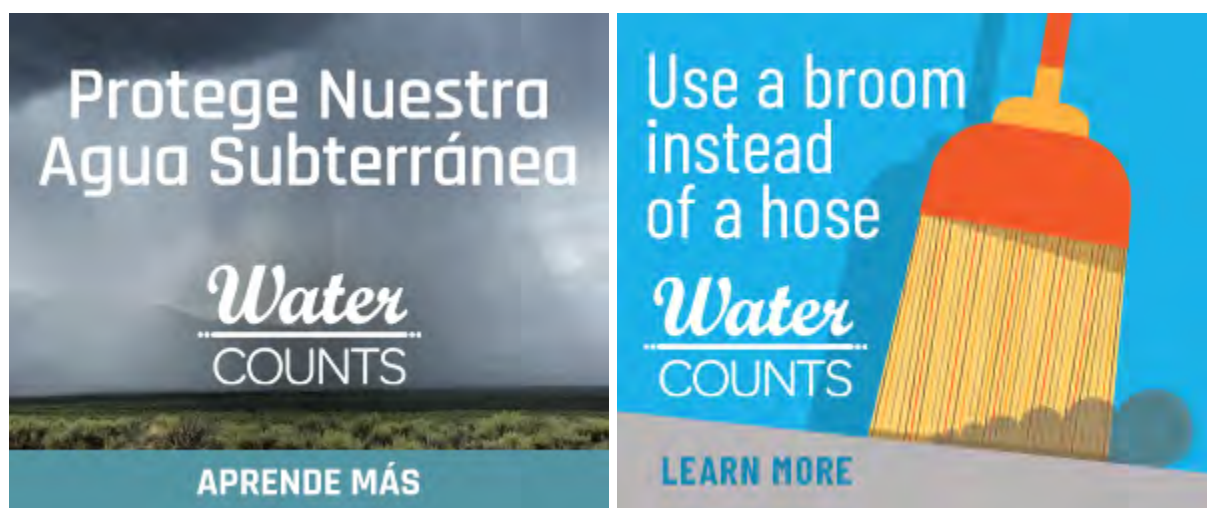
87,118

 **Clicks**
CV Water Counts

2,628

 **GOOGLE PROGRAMMATIC DISPLAY AD CAMPAIGN PERFORMANCE**
CV Water Counts

Campaign name	Clicks	Impr.
CV Water Counts Spanish March 2026	1,529	89,201
CV Water Counts March 2026	782	25,207
	2,311	114,408



 **GOOGLE YOUTUBE VIDEO AD CAMPAIGN PERFORMANCE**
CV Water Counts

Account name	Impr.	Engagements	Video views	Clicks
CV Water Counts	87,118	51,421	51,868	79
CVWC Video - March (Spanish)	45,367	29,200	28,013	30
CVWC Video - March 2026	41,751	22,221	23,855	49
	87,118	51,421	51,868	79




**GOOGLE ADS PAID SEARCH CAMPAIGN PERFORMANCE**

CV Water Counts

Campaign	Clicks	Impr.
CVWC search	238	6,603
	238	6,603

Facebook Ad Campaigns

FACEBOOK AD PERFORMANCE
Hunter Johnsen

Ad preview	Link Clicks	Impr.	Reach	Frequency	Page engagement
 <p>CVWC - March 2026 www.instagram.com Conservation Tip of the Month: Use a broom instead of a hose to clean your patio, sidewalk and driveway, and save on average 6 gallons every...</p>	1,131	44,913	26,153	1.72	1,280
	1,131	44,913	26,153	1.72	1,280

Website Information

Users
CV Water - CV Water Counts - GA4

3,648

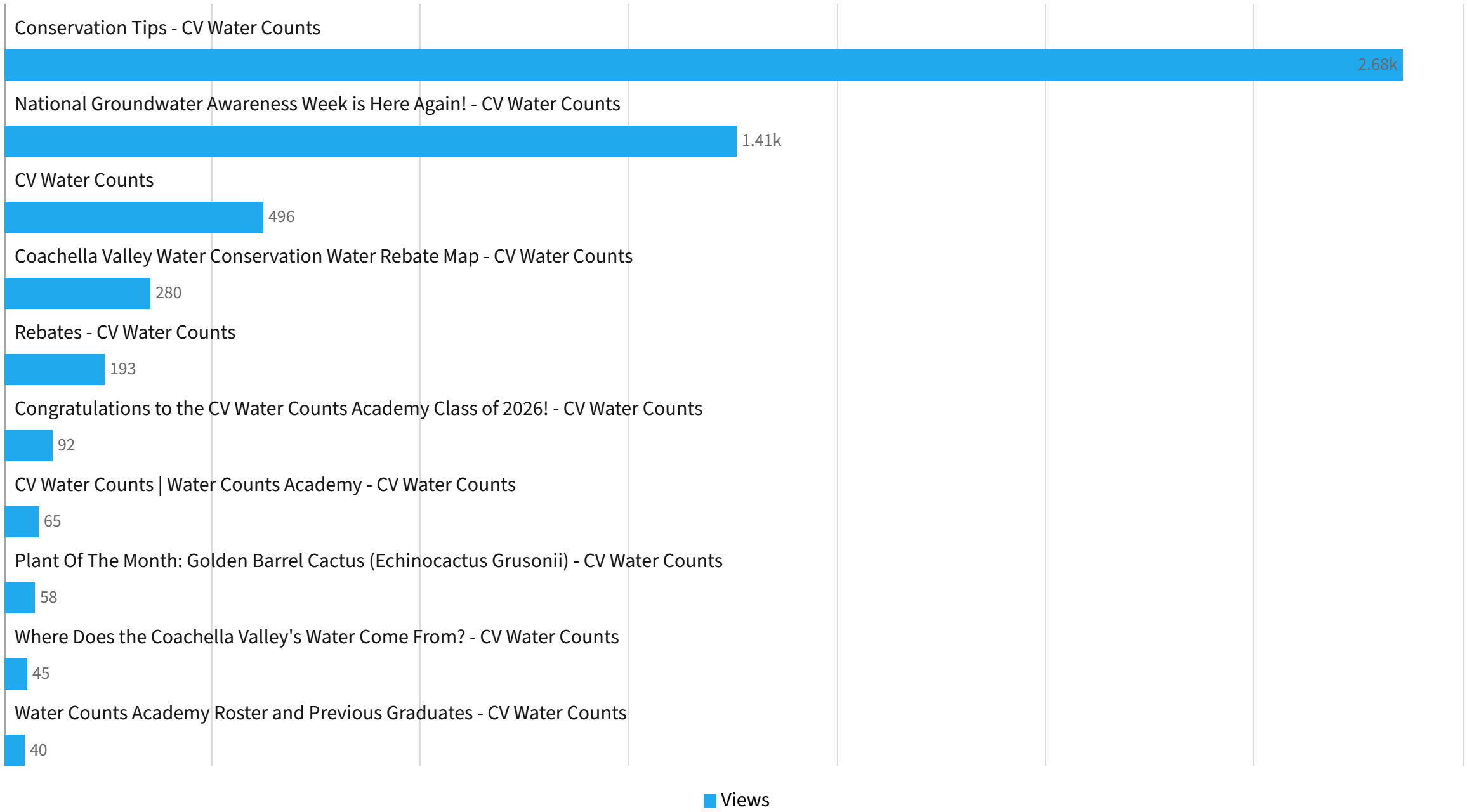
Sessions
CV Water - CV Water Counts - GA4

4,841

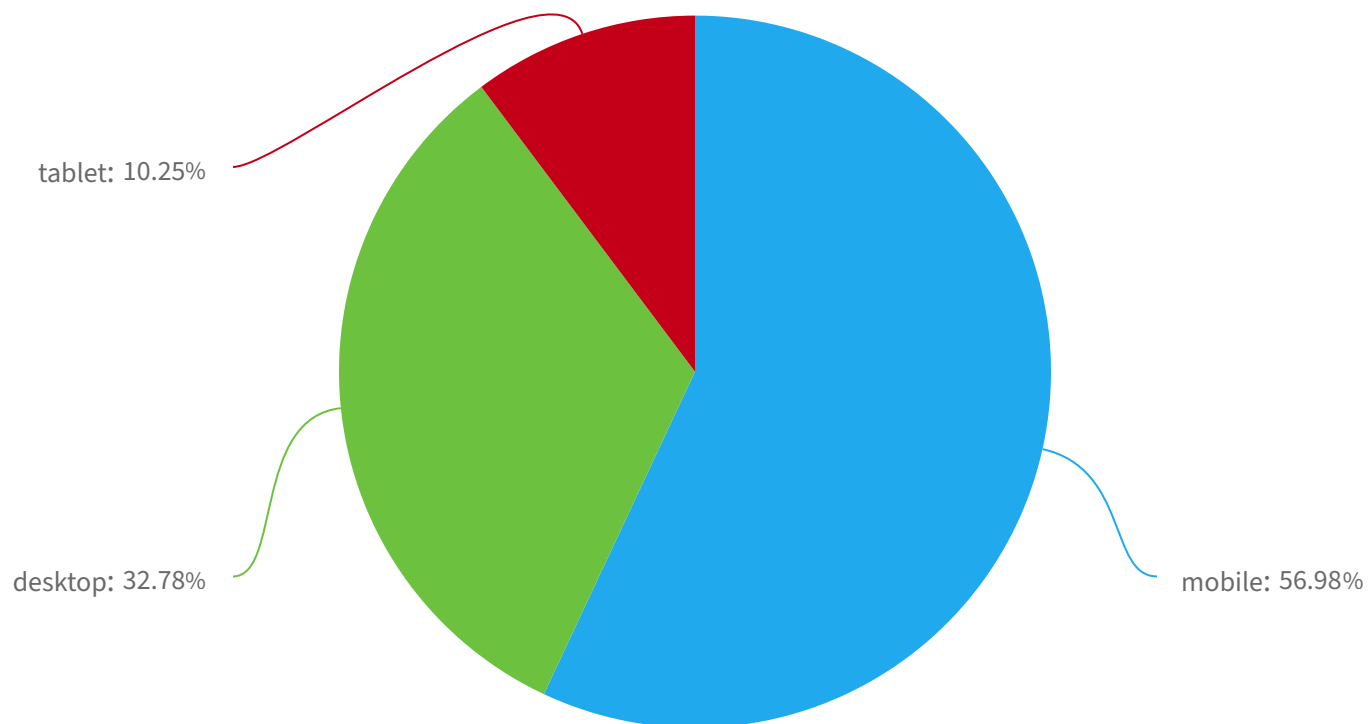
PAGEVIEWS
CV Water - CV Water Counts - GA4

6,289

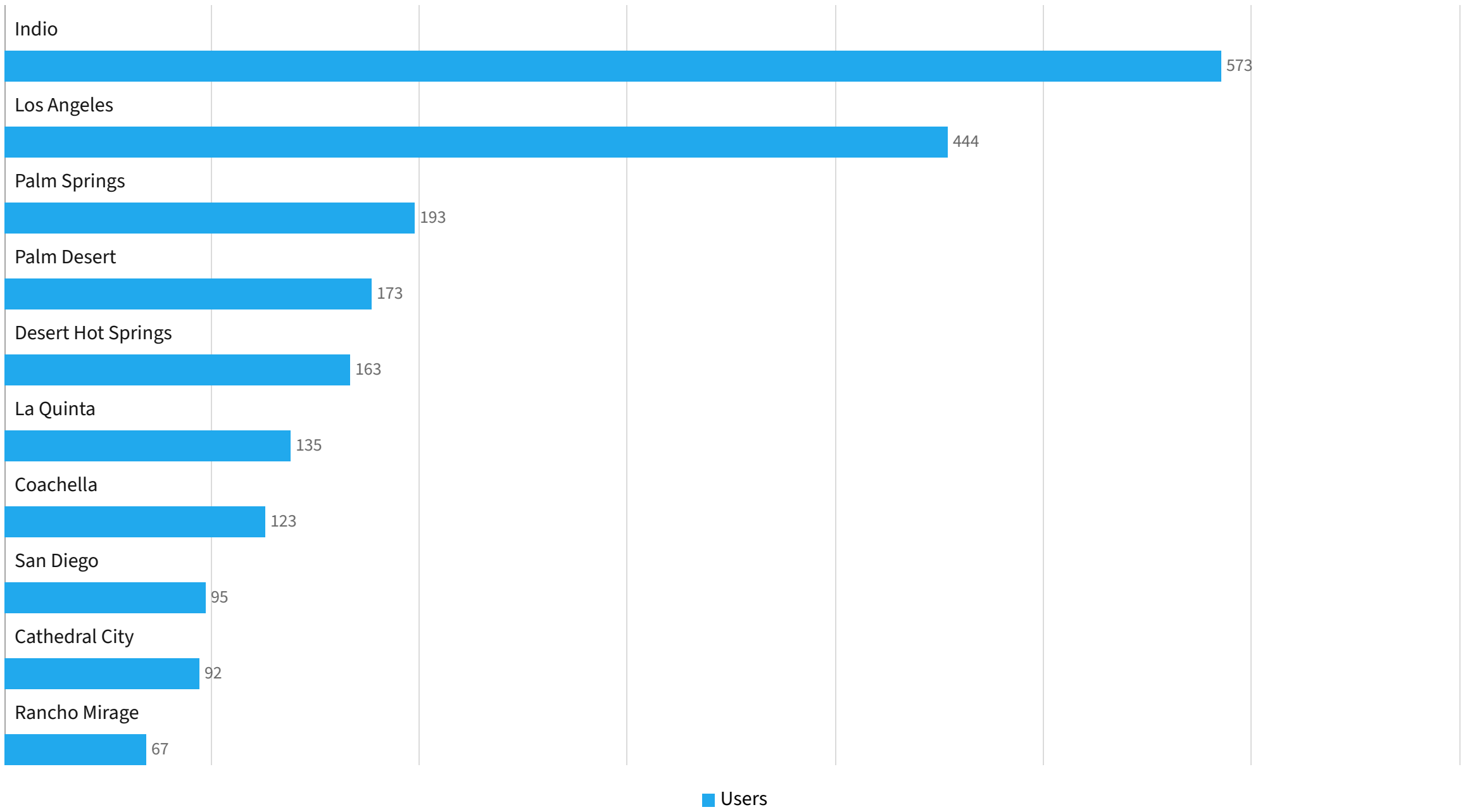
Views by Page title and screen class
CV Water - CV Water Counts - GA4



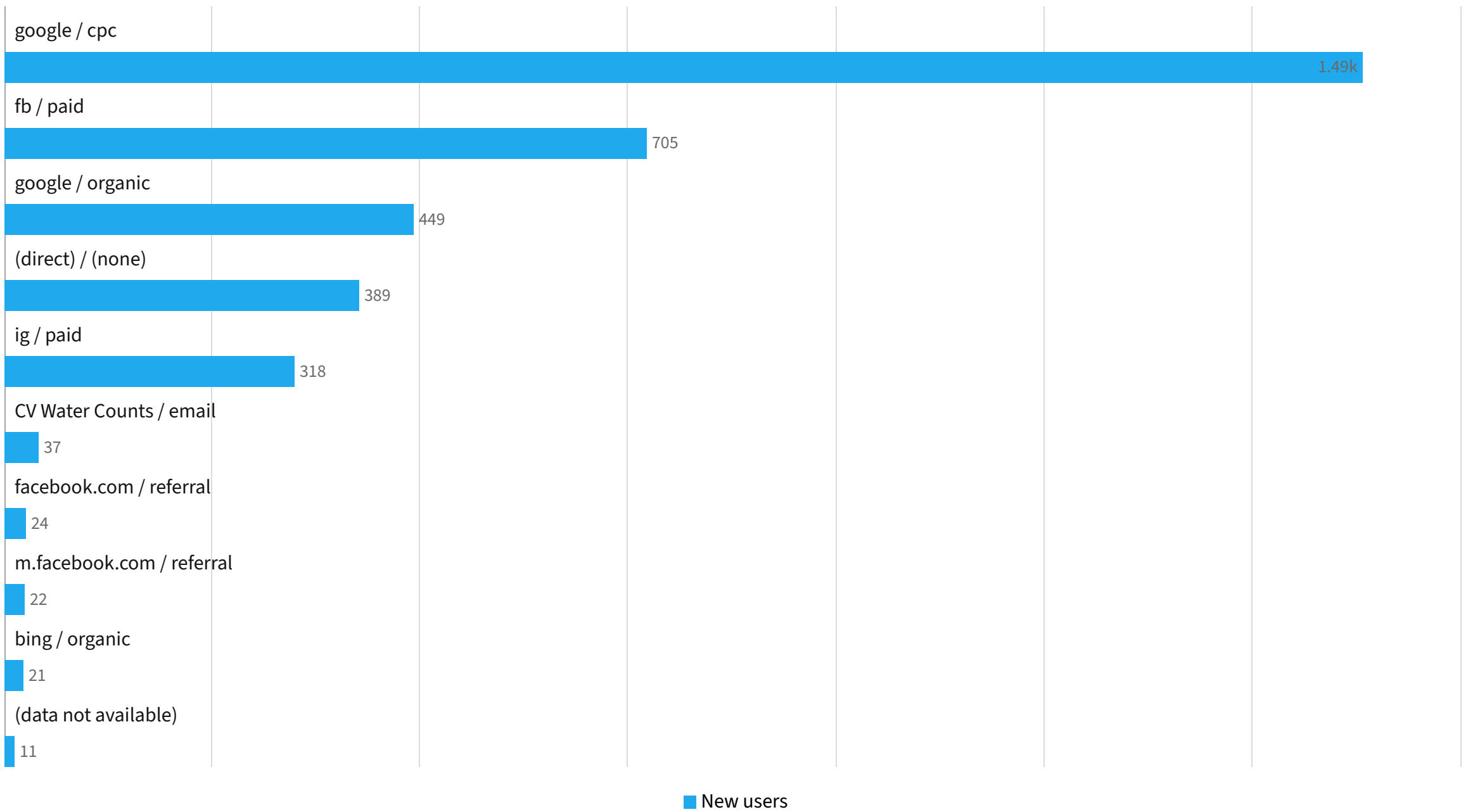
Engaged sessions by Device category
CV Water - CV Water Counts - GA4



Users by City
CV Water - CV Water Counts - GA4



New users by First user source / medium
CV Water - CV Water Counts - GA4



Month performance
Last 6 months: CV Water - CV Water Counts - GA4

Month	New users	Engaged sessions	Engagement rate	Sessions per User	Average engagement time
March 2026	3,513	1,378	28.5%	1.33	24s
February 2026	2,774	1,049	29.1%	1.26	16s
January 2026	3,569	1,427	30.0%	1.3	20s
December 2025	2,830	1,335	34.8%	1.31	21s
November 2025	2,897	1,309	35.8%	1.23	20s
October 2025	2,267	1,056	35.1%	1.29	16s
	17,850	7,742	31.9%	1.35	21s

Organic Search



Query performance

cvwatercounts.com/

Query	Impr.	Clicks	CTR	Avg. position
golden barrel cactus	7,781	15	0.19%	1.24
echinocactus grusonii	5,611	10	0.18%	1.16
natal plum	4,231	4	0.09%	1.61
barrel cactus	4,000	3	0.08%	1.4
carissa	2,735	2	0.07%	4.33
asiento de suegra	2,504	5	0.2%	1
carissa macrocarpa	2,436	0	0%	1.57
cuscinò della suocera	2,089	4	0.19%	1
hesperaloe parviflora	2,011	1	0.05%	1.9
schwiegermuttersitz	1,623	3	0.18%	1.04
	99,095	163	0.16%	15.77



Page performance

cvwatercounts.com/

Page	Impr.	Clicks	CTR	Avg. position
https://cvwatercounts.com/plant-of-the-month-golden-barrel-cactus-echinocactus-grusonii/	60,625	102	0.17%	1.36
https://cvwatercounts.com/plant-of-the-month-natal-plum-carissa-macrocarpa/	14,504	14	0.1%	2.79
https://cvwatercounts.com/plant-of-the-month-sand-verbena-abronia-villosa/	4,729	23	0.49%	2.46
https://cvwatercounts.com/toilet-leaks-can-be-very-costly-find-out-if-you-have-a-leak/	4,005	3	0.07%	6.32
https://cvwatercounts.com/where-does-the-coachella-valley-water-come-from/	3,930	21	0.53%	5.16
https://cvwatercounts.com/plant-of-the-month-cleveland-sage-chaparral-sage-salvia-clevelandii/	3,668	4	0.11%	2.52
https://cvwatercounts.com/ten-ways-to-help-protect-our-groundwater/	3,084	13	0.42%	4.56
https://cvwatercounts.com/plant-of-the-month-red-yucca-hesperaloe-parviflora/	2,739	3	0.11%	4.46
https://cvwatercounts.com/plant-of-the-month-mexican-honeysuckle-justicia-spicigera/	2,153	9	0.42%	7.45
https://cvwatercounts.com/plant-of-the-month-queens-wreath-coral-vine-antigonon-leptopus/	1,922	3	0.16%	6.69
	155,759	463	0.3%	12.37


Facebook Information

 **Impressions**
CV Water Counts


31,454

 **Reach**
CV Water Counts


16,680

 **Follows**
CV Water Counts


4

 **Unfollows**
CV Water Counts

3

 **Post engagement**
CV Water Counts


996









 **Total page views**
CV Water Counts












182

 **Page likes**
CV Water Counts

3,931

 **Post performance**
CV Water Counts

Post	Date	Reach	Likes
 Did You Know? CV Water Counts is a nonprofit collaborative made up of all six of the Coachella Valley water agencies working togethe...	March 31, 2026	10	2
 Myoma Dunes Mutual Water Company (MDMWC) continues to provide clean and reliable drinking water to its customers, and has...	March 29, 2026	19	3
 Weed regularly to keep your garden healthy. Weeds compete with your plants for nutrients, sunlight, and water—removing...	March 28, 2026	34	3
 March marks the transition to warmer days in our Valley, making it an ideal time to fine-tune your irrigation and support healthy...	March 26, 2026	21	3
 Thinking about upgrading your bathroom? A dual-flush toilet gives you two options to use less water with every flush. Check out the ...	March 25, 2026	54	3
 Today is National Ag Day! Let's thank the farm families who work hard to provide food while caring for our land and water resources...	March 24, 2026	44	3
 Few plants are as iconic in the Coachella Valley as the orange tree. With glossy green leaves, fragrant spring blossoms, and...	March 22, 2026	13	2
 Keep an eye on your water bill. A sudden spike could mean a hidden leak. Use you water meter to check for leaks, or call in a professiona...	March 21, 2026	15	2
		16,832	90

Post	Date	Reach	Likes
 <p>Help save our most precious resource. 🛠️🔧 #FixALeakWeek #CAWaterEfficiency</p>	March 19, 2026	34	3
 <p>Household leaks waste nearly a trillion gallons of water nationwide every year. Fix a Leak Week is the perfect time to hunt down drops...</p>	March 19, 2026	11	2
 <p>Happy St. Patrick's Day! 🍀💧 #StPatricksDay #WaterWise</p>	March 17, 2026	20	4
 <p>Each March, the U.S. Environmental Protection Agency (EPA) encourages households nationwide to track down and fi...</p>	March 16, 2026	41	3
 <p>If you or someone you know needs help paying a water bill, assistance is available through the Help2Others program. 💧🙌 Fo...</p>	March 14, 2026	21	2
 <p>March 8-14 is the week we take pause to recognize and appreciate the essential resource right beneath our feet: our...</p>	March 12, 2026	12	2
 <p>Headed to the BNP Paribas Open this weekend? Don't forget to stay hydrated while you enjoy the matches! 🎾🥤 #StayHydrated...</p>	March 12, 2026	28	2
 <p>If you see dry spots in your yard, water those by hand instead of running the whole irrigation system longer. Targeted waterin...</p>	March 11, 2026	21	3
 <p>Daylight Saving Time is here! You may lose an hour of sleep, but you can save significant amounts of water by using this time of year ...</p>	March 7, 2026	28	2
 <p>Stay informed and inspired. Our Water Watch monthly newsletter delivers the latest local water news, conservation tips, and mu...</p>	March 6, 2026	23	3
 <p>https://www.facebook.com/photo.fbid=1479990220805323&set=a.493</p>	March 5, 2026	24	5
<p>https://www.facebook.com/reel/1665466238209666/</p>	March 5, 2026	11	3
		16,832	90


Instagram Information

 **Views**
CV Water Counts


392











 **Likes**
CV Water Counts

24

 **Followers (lifetime)**
CV Water Counts

258

 **Post performance**
CV Water Counts

Post	Views	Engagement	Reach	Saved
 Conservation Tip of the Month: Use a broom instead of a hose to clean your patio, sidewalk and driveway, and save on average 6...	26	2	14	0
 Today is National Ag Day! Let's thank the farm families who work hard to provide food while caring for our land and water resources...	24	3	8	0
 Weed regularly to keep your garden healthy. Weeds compete with your plants for nutrients, sunlight, and water—removing...	19	3	10	0
 Keep a pitcher of drinking water in the fridge so you don't have to run the tap waiting for it to get cold. 🥤 💧 For more water-saving tips, vi...	13	3	8	0
 Happy St. Patrick's Day! 🍀💧 #StPatricksDay #WaterWise	12	3	7	0
 Headed to the BNP Paribas Open this weekend? Don't forget to stay hydrated while you enjoy the matches! 🎾🥤 #StayHydrated...	11	2	4	0
 Daylight Saving Time is here! You may lose an hour of sleep, but you can save significant amounts of water by using this time of year ...	11	2	7	0
 Keep an eye on your water bill. A sudden spike could mean a hidden leak. Use you water meter to check for leaks, or call in a professiona...	10	2	6	0
 Did You Know? CV Water Counts is a nonprofit collaborative made up of all six of the Coachella Valley water agencies working togethe...	6	2	4	0
 Help save our most precious resource. 🔧🔧 #FixALeakWeek #CAWaterEfficiency	5	2	3	0
	137	24	71	0

E-Blast Information

Campaign performance

CV Water Counts

Campaign	Send Time	Emails Sent	Unique Opens	Total Opens	Open Rate	Industry Open Rate	Total Clicks	Click Rate	Industry Click Rate	Unsubscribe Count
CV Water Counts - Water Watch Newsletter - March 2026	Wednesday, March 4, 2026 10:00 AM	813	435	750	53.51%	17.48%	161	6.2%	1.06%	4
		813	435	750	53.51%	17.48%	161	6.2%	1.06%	4



MSWD Digital Marketing & Website Report

Website, Social, and Marketing Performance

Mar 1-31, 2026

Google Ads Campaigns

 **Impressions**
MSWD

161.89K

 **Clicks**
MSWD

264

 **CTR**
MSWD

0.16%

 **Campaign performance**
MSWD

Campaign	Impr.	Clicks	CTR
MSWD Leaks 2026	55,326	111	0.2%
MSWD Get Water Fit 2026	54,914	65	0.12%
MSWD Customer Portal Winter 2026	51,654	88	0.17%
	161,894	264	0.16%

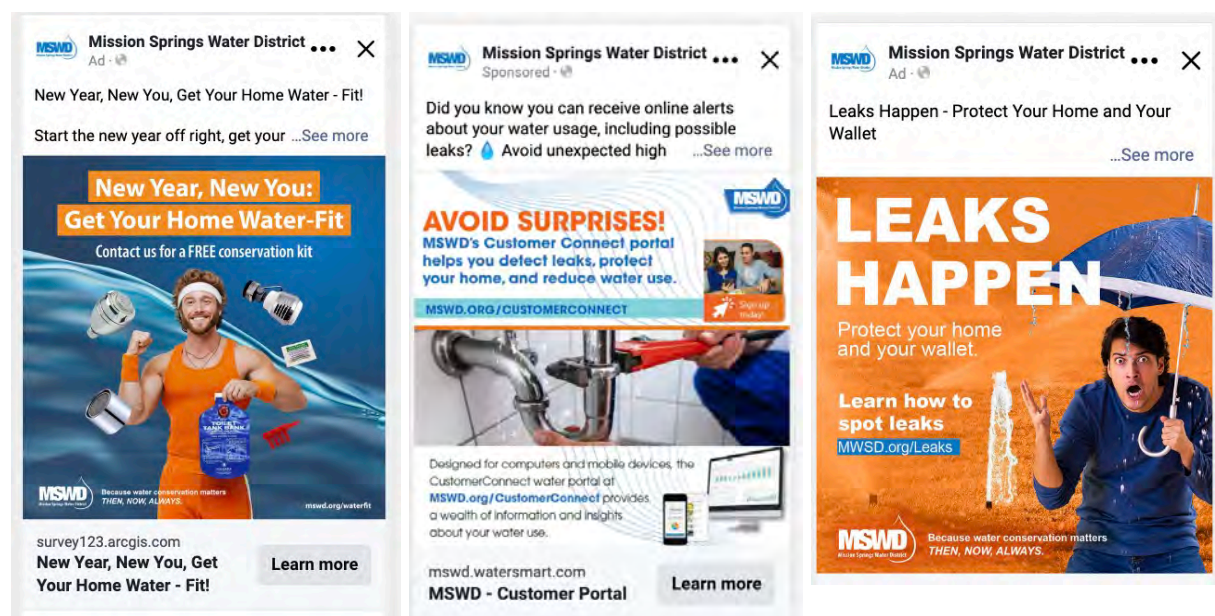


Meta Campaign Performance

Includes Facebook and Instagram campaigns

 Campaign performance
MSWD

Campaign	Link Clicks	Impr.	Reach	Page Likes
MSWD Leaks - March, 2026	94	87,867	48,199	0
MSWD Water Fit - 2026 - March	81	86,122	66,516	0
MSWD Customer Portal 2026 - March	81	82,796	65,488	0
	256	256,785	112,925	0



Website Information

Users
www.mswd.org - http://www.ms...

5,935

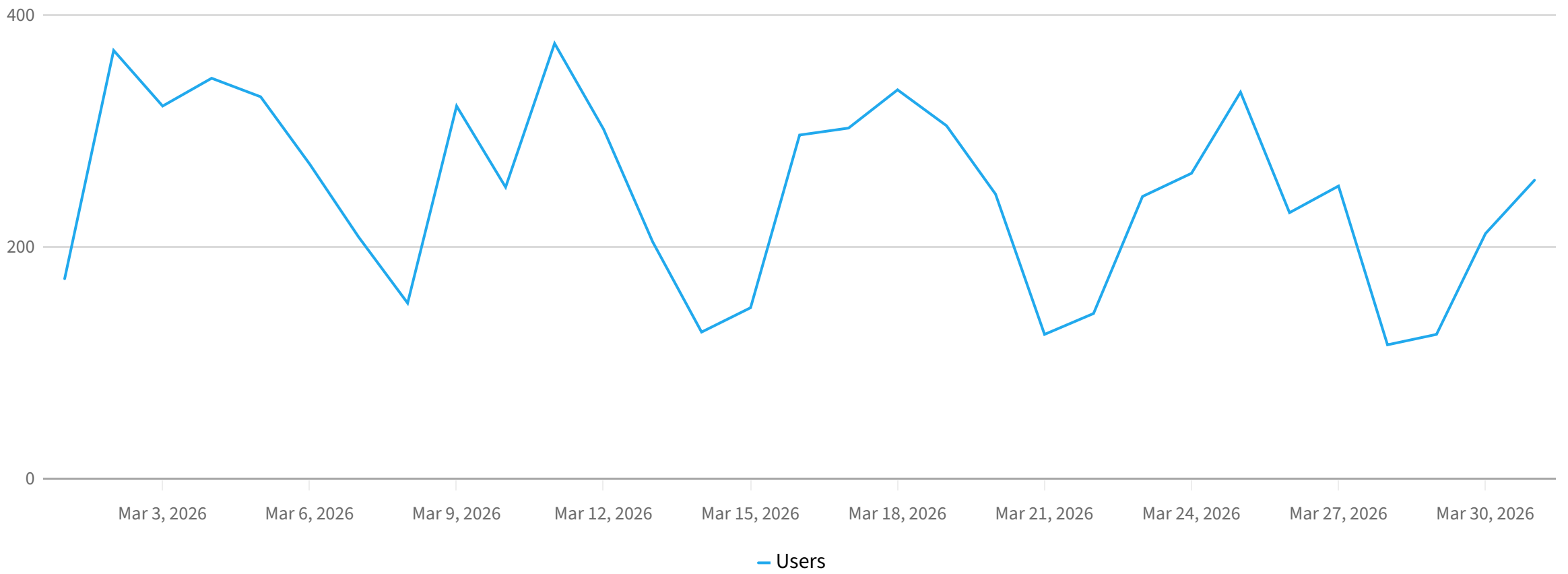
Views
www.mswd.org - http://www.ms...

21,378

Engaged sessions
www.mswd.org - http://www.ms...

6,548

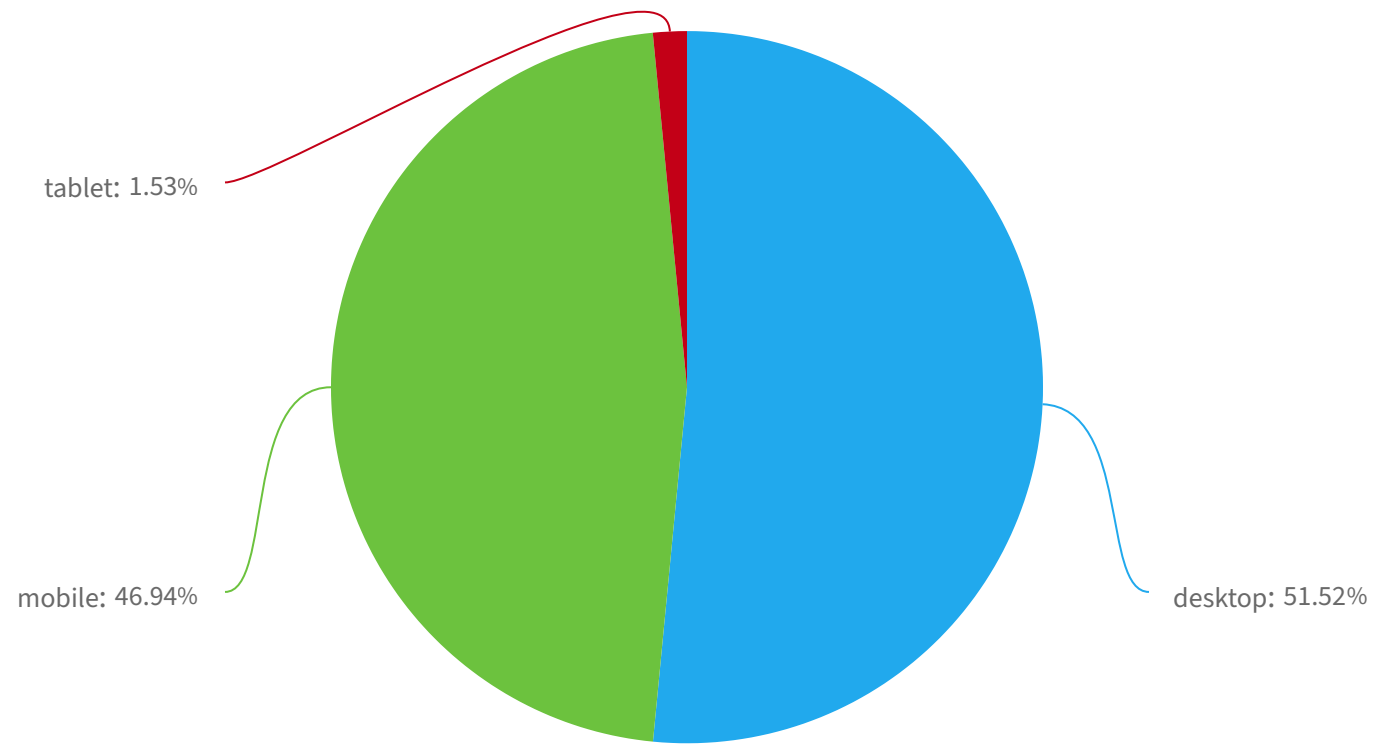
Users by Day
www.mswd.org - http://www.mswd.org - GA4



Page path performance
www.mswd.org - http://www.mswd.org - GA4

Page path	Views	Views per user	Users	Engaged sessions	Sessions per User	Average engagement time
/	5,688	1.61	3,517	4,313	1.46	17s
/mswd/page/customer-portal	4,533	1.77	2,541	3,412	1.6	14s
/jobs	1,006	2.6	385	523	1.66	18s
/mswd/page/online-payment-system	669	1.44	458	449	1.18	29s
/mswd/page/bill-pay-options	587	1.35	427	390	1.22	20s
/mswd/page/application-water-service	508	2.35	213	273	1.64	3m 57s
/mswd/page/careers	492	1.81	272	421	1.69	21s
/mswd/page/startstop-water-service	326	1.45	225	259	1.22	32s
/mswd/page/request-disconnection-water-services	237	2.21	105	120	1.35	3m 20s
/mswd/job-opening/engineering-technician-iii-0	235	1.64	143	170	1.27	21s
	21,378	3.57	5,935	6,548	1.68	1m 2s

Engaged sessions by Device category
 www.mswd.org - http://www.mswd.org - GA4



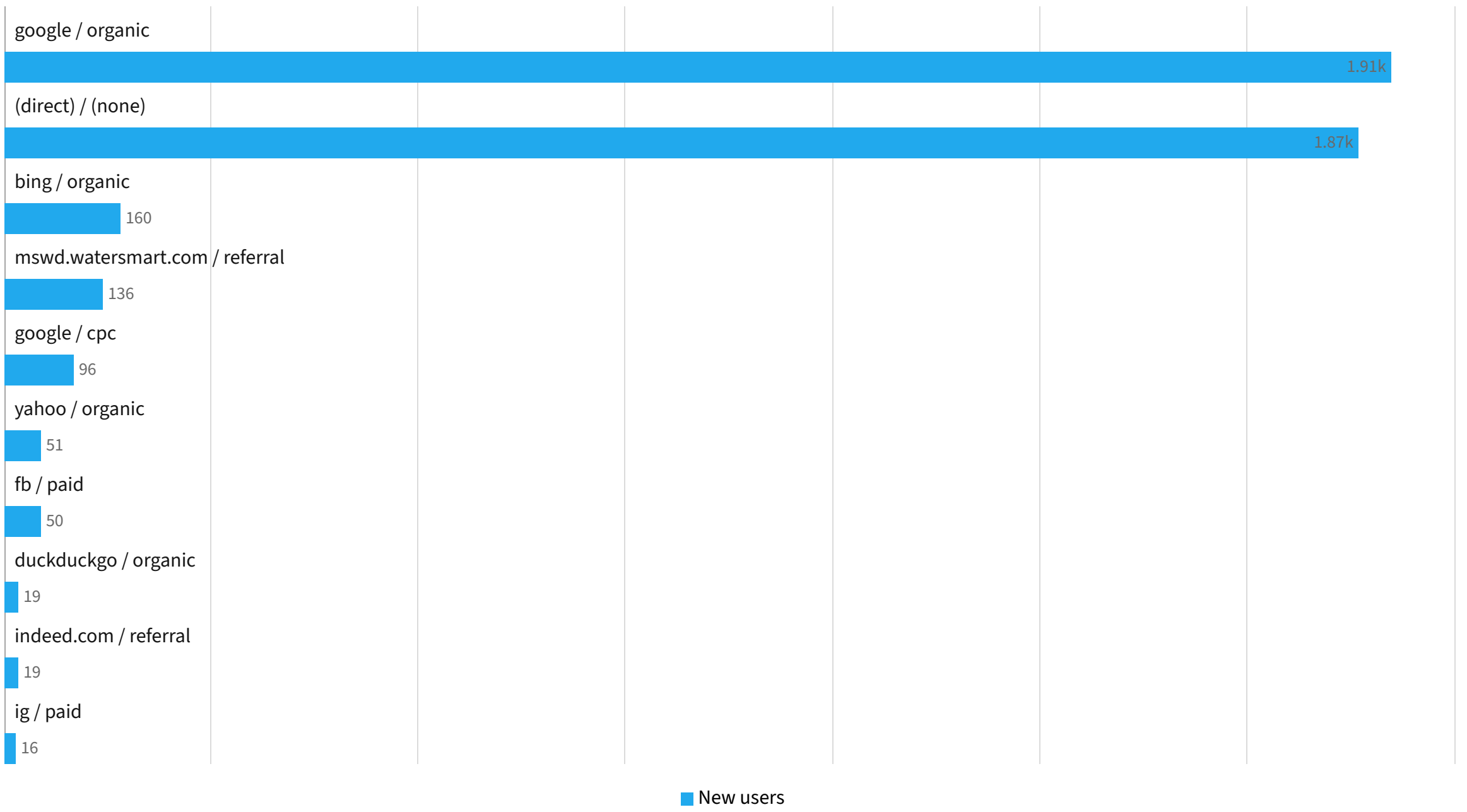
Users by City
 www.mswd.org - http://www.mswd.org - GA4

City	Users
Los Angeles	1,033
Desert Hot Springs	993
Indio	268
San Diego	149
La Quinta	148
Atlanta	140
Lithia Springs	137
Palm Springs	120
(not set)	107
London	65
	5,935



New users by First user source / medium

www.mswd.org - http://www.mswd.org - GA4



Loom.ly Account Overview (March 1 - 31, 2026)

Total Clicks

5

+3 (150.0%)

Clicks Over Time



Click Sources



Other Facebook

Click Locations



United States of America Viet Nam Bangladesh

Facebook Account Overview (March 1 - 31, 2026)

Posts Published

17

Total Likes

1,523

+6 (0.4%)

Total Views

221,864 -9,933 (-4.3%)

Organic Views

5,953 -1,730 (-22.5%)


Paid Views

215,911 -8,203 (-3.7%)


Video Views

350 +197 (128.8%)


3 Most Viewed Posts

- 

Procurement Month
Celebrating National Procurement Month
Procurement and p...

1,505
- 


Work Anniversary
+1 Celebrating 25 Years of Dedication!
At this month's ...

777
- 


CV Water Counts
Over the weekend we were honored to host part of the CV W...

414


3 Most Shared Posts

- 

Procurement Month
Celebrating National Procurement Month
Procurement and p...

1
- 

CV Water Counts
Over the weekend we were honored to host part of the CV W...

1
- 

National Women's Month
31 days of celebrating women. 365 days of being unstop...

0

3 Least Viewed Posts



64



90



Leaks Happen

Leaks Happen - Protect Your Home and Your Wallet 💧
Think...

94

3 Least Shared Posts



0



Annual CTE Meeting

Last week we were proud to participate in the annual Coac...

0



Leaks Happen

Leaks Happen - Protect Your Home and Your Wallet 💧
Think...

0









Likes By Country








1. United States of America (1,526 likes)
2. Mexico (17 likes)
3. France (4 likes)
4. India (4 likes)
5. Canada (3 likes)





Likes By City







1. Desert Hot Springs, CA (664 likes)
2. Indio, CA (75 likes)
3. Cathedral City, CA (67 likes)
4. Palm Springs, CA (48 likes)
5. La Quinta, CA (47 likes)









Facebook Post Metrics (March 1 - 31, 2026)

Date	Format	Post	Labels	Impressions	Reactions	Comments	Shares	Clicks	Video Views
March 31, 2026 6:32 PM PDT	 Video	 <p>National Women's Month 31 days of celebrating women. 365 days of being unstoppable. Ending the month celebrating National Women's Month, we're proud to recognize the incredible women working in water at MSWD. From admin...</p>		165	11	0	0	6	51
March 30, 2026 10:10 AM PDT	 Image	 <p>Procurement Month Celebrating National Procurement Month Procurement and purchasing is the backbone of public service. At a water agency, it touches everything - from the infrastructure that delivers clean water to...</p>		1,505	60	0	1	203	0
March 29, 2026 12:50 PM PDT	 Image			90	4	0	0	0	0

Date	Format	Post	Labels	Impressions	Reactions	Comments	Shares	Clicks	Video Views
<p>March 26, 2026 5:46 PM PDT</p>	<p> Image</p>	<p> Water Matters Newsletter Our March Water Matters newsletter features information about the recent rate adjustment and why a rate adjustment is necessary. Our monthly newsletter can be found at mswd.org/news or with your pa...</p>	<p></p>	105	6	0	0	5	0
<p>March 25, 2026 5:37 PM PDT</p>	<p> Video</p>	<p> Student Career Days We've been having a great time visiting local schools this week for Student Career Days and for a Literacy Night event, sharing all the exciting opportunities within the water industry! From engine...</p>		295	14	0	0	10	70
<p>March 20, 2026 1:11 PM PDT</p>	<p> Image</p>	<p> Fix A Leak Week Leaks Happen - Protect Your Home and Your Wallet Think you might have a leak? Don't panic, just make leak checks a habit for Fix A Leak Week and every week. Start by turning off all water inside a...</p>		123	6	0	0	0	0

Date	Format	Post	Labels	Impressions	Reactions	Comments	Shares	Clicks	Video Views
March 19, 2026 9:50 AM PDT	Simple Status			64	4	0	0	0	0
March 19, 2026 5:14 AM PDT	Image	 <p>Your Rates at Work Your Rates at Work. 💧 ⚠️ MSWD is in the process of a well rehabilitation project, completing the final pump development and system flushing. You will see clean water discharge reaching Little Morong...</p>	Customer Service	267	8	1	0	15	0
March 18, 2026 2:22 PM PDT	Multi-Image	 <p>+1 Work Anniversary 🎉 Celebrating 25 Years of Dedication! 🎉 At this month's board meeting, we proudly recognized Wastewater Treatment Plant Operator Mark Vermeer for an incredible milestone, 25 years of service with ...</p>	Worker Wed Event	777	37	4	0	84	0
March 17, 2026 5:19 PM PDT	Image	 <p>Fix a Leak Week Did you know you can see your daily water use and set leak alerts? It's so easy that even Leo is confused why you haven't signed up yet! Avoid unexpected high bills by staying informed and findin...</p>	Conservation/Rebates Customer Service	317	9	1	0	13	0

Date	Format	Post	Labels	Impressions	Reactions	Comments	Shares	Clicks	Video Views
<p>March 16, 2026 5:49 PM PDT</p>	<p> Video</p>	<p> Take the Mission Springs Water District Leak Challenge! Find it. Fix it. Share it. Did you know? Easy-to-fix household leaks waste nearly 1 trillion gallons of water every year in the U.S. The ave...</p>		109	8	0	0	0	27
<p>March 13, 2026 12:00 AM PDT</p>	<p> Image</p>	<p> Help2Others MSWD partners with the Help 2 Others bill assistance program to help customers in a time of need, qualified customers can now receive \$150 towards their water bill once every 12 months. It's quick ...</p>	<p>Customer Service</p>	115	5	0	0	3	0
<p>March 11, 2026 5:56 PM PDT</p>	<p> Image</p>	<p> National Groundwater Week It's National Groundwater Awareness Week! It's essential to highlight the importance of protecting groundwater this week and everyday. Did you know? Over 70% of the Earth's surface is covered in ...</p>	<p>Conservation/Rebates Event</p>	106	8	0	0	1	0

Date	Format	Post	Labels	Impressions	Reactions	Comments	Shares	Clicks	Video Views
<p>March 05, 2026 3:26 PM PST</p>	<p> Image</p>	<p> Leaks Happen Leaks Happen - Protect Your Home and Your Wallet 💧 Think you might have a leak? Don't panic, just make leak checks a habit. Start by turning off all water inside and outside your home, then check ...</p>	<p>Conservation/Rebates Customer Service</p>	<p>94</p>	<p>5</p>	<p>0</p>	<p>0</p>	<p>0</p>	<p>0</p>
<p>March 04, 2026 8:08 PM PST</p>	<p> Video</p>	<p> CV Water Counts Over the weekend we were honored to host part of the CV Water Counts Academy tour at our Nancy Wright Regional Water Reclamation Facility. The academy is held annually starting in January for 4 wee...</p>	<p>Event Worker Wed</p>	<p>414</p>	<p>16</p>	<p>0</p>	<p>1</p>	<p>11</p>	<p>125</p>
<p>March 03, 2026 5:32 PM PST</p>	<p> Image</p>	<p> Annual CTE Meeting Last week we were proud to participate in the annual Coachella Valley 2026 Regional Career & Technical Education (CTE) Advisory Meeting as an industry partner. The CTE Advisory Meeting brings toge...</p>	<p>Event</p>	<p>241</p>	<p>9</p>	<p>0</p>	<p>0</p>	<p>11</p>	<p>0</p>
<p>March 02, 2026 1:30 PM PST</p>	<p> Image</p>	<p></p>		<p>105</p>	<p>7</p>	<p>0</p>	<p>0</p>	<p>2</p>	<p>0</p>

Date	Format	Post	Labels	Impressions	Reactions	Comments	Shares	Clicks	Video Views
Total				4,892	217	6	2	364	273
Average				287.8	12.8	0.4	0.1	21.4	16.1

Instagram Account Overview (March 1 - 31, 2026)

Posts Published

14

+3 (27.3%)

Total Followers

558

+14 (2.6%)

New Followers

16

+5 (45.5%)

Reach

38,735

+2,847 (7.9%)

3 Most Liked Posts



Work Anniversary

🎉 Celebrating 25 Years of Dedication! 🎉

28

At this month's board meeting, we proudly recognized Wastewater Treatment Pl...



National Groundwater Week

It's National Groundwater Awareness Week! It's essential to highlight the importance of protecting groundwater this w...

12



CV Water Counts

Over the weekend we were honored to host part of the CV Water Counts Academy tour at our Nancy Wright Regional Water ...

11

3 Most Commented Posts



Work Anniversary

🎉 Celebrating 25 Years of Dedication! 🎉

4

At this month's board meeting, we proudly recognized Wastewater Treatment Pl...



Procurement Month

Celebrating National Procurement Month

1

Procurement and purchasing is the backbone of public service. At a water agen...



Annual CTE Meeting

Last week we were proud to participate in the annual Coachella Valley 2026 Regional Career & Technical Education (CTE...

0

3 Least Liked Posts



Fix A Leak Week

Leaks Happen - Protect Your Home and Your Wallet

Think you might have a leak? Don't panic, just make leak checks

a h...

2



Water Matters Newsletter

Our March Water Matters newsletter features information about the recent rate adjustment and why a rate adjustment is...

3



Help2Others

MSWD partners with the Help 2 Others bill assistance program to help customers in a time of need, qualified customers...

3

3 Least Commented Posts



National Women's Month

31 days of celebrating women. 365 days of being unstoppable. Ending the month celebrating National Women's Month, we...

0



Water Matters Newsletter

Our March Water Matters newsletter features information about the recent rate adjustment and why a rate adjustment is...

0




















Student Career Days











We've been having a great time visiting local schools this week for Student Career Days and for a Literacy Night even...








0

Instagram Story Metrics (March 1 - 31, 2026)







Date	Story	Labels	Exits	Impressions	Reach	Replies	Taps Forward	Taps Back
March 31, 2026 6:34 PM PDT			13	68	51	0	35	-
March 30, 2026 5:56 PM PDT			6	34	34	0	28	2
March 30, 2026 5:55 PM PDT			2	35	34	0	32	3
March 30, 2026 5:55 PM PDT			6	41	41	0	33	0
March 26, 2026 7:12 PM PDT			12	57	57	0	43	0
March 26, 2026 7:12 PM PDT			2	62	62	0	53	2
March 26, 2026 7:11 PM PDT			5	72	72	0	50	1







Date	Story	Labels	Exits	Impressions	Reach	Replies	Taps Forward	Taps Back
March 20, 2026 3:09 PM PDT			1	22	22	0	20	0
March 20, 2026 3:09 PM PDT			1	22	22	0	19	1
March 20, 2026 3:09 PM PDT			0	22	22	0	21	1
March 20, 2026 3:09 PM PDT			4	24	24	0	20	4
March 20, 2026 3:09 PM PDT			1	26	26	0	27	3
March 20, 2026 3:09 PM PDT			0	27	27	0	28	0
March 20, 2026 3:09 PM PDT			3	32	32	0	24	0
March 19, 2026 5:56 AM PDT			6	37	36	0	27	1
March 18, 2026 5:18 PM PDT			2	37	37	0	34	1
March 18, 2026 5:18 PM PDT			2	38	38	0	33	2







Date	Story	Labels	Exits	Impressions	Reach	Replies	Taps Forward	Taps Back
March 18, 2026 5:18 PM PDT			2	37	37	0	34	3
March 18, 2026 5:18 PM PDT			1	37	37	0	33	1
March 18, 2026 5:17 PM PDT			10	48	48	0	32	2
March 16, 2026 6:31 PM PDT			10	62	62	0	42	0
March 14, 2026 1:01 PM PDT			7	47	47	0	35	1
March 14, 2026 1:01 PM PDT			2	49	49	0	45	0
March 14, 2026 1:01 PM PDT			5	53	53	0	45	1
March 14, 2026 1:01 PM PDT			1	53	53	0	48	2
March 14, 2026 1:00 PM PDT			2	54	54	0	50	1
March 14, 2026 12:59 PM PDT			1	56	56	0	53	6







Date	Story	Labels	Exits	Impressions	Reach	Replies	Taps Forward	Taps Back
March 14, 2026 12:59 PM PDT			8	63	62	0	51	0
March 06, 2026 7:22 PM PST			4	27	27	1	21	0
March 06, 2026 7:21 PM PST			3	32	32	0	28	4
March 06, 2026 7:21 PM PST			1	34	34	0	33	8
March 06, 2026 7:20 PM PST			1	35	35	0	40	5
March 06, 2026 7:20 PM PST			2	37	37	0	38	1
March 06, 2026 7:20 PM PST			6	40	40	2	32	0





Instagram Post Metrics (March 1 - 31, 2026)

Date	Format	Post	Labels	Likes	Comments	Impressions	Reach	Engagements	Engagement Rate	Saves	Reels Plays
March 31, 2026 6:32 PM PDT	 Video	 <p>National Women's Month 31 days of celebrating women. 365 days of being unstoppable. Ending the month celebrating National Women's Month, we're proud to recognize the incredible women working in water at MSWD. From admin...</p>	Event	11	0	443	288	11	3.82%	0	443
March 30, 2026 10:10 AM PDT	 Image	 <p>Procurement Month Celebrating National Procurement Month Procurement and purchasing is the backbone of public service. At a water agency, it touches everything - from the infrastructure that delivers clean water to...</p>	Event	10	1	610	321	12	3.74%	1	610
March 26, 2026 5:47 PM PDT	 Image	 <p>Water Matters Newsletter Our March Water Matters newsletter features information about the recent rate adjustment and why a rate adjustment is necessary. Our monthly newsletter can be found at mswd.org/news or with your pa...</p>	Customer Service	3	0	168	82	3	3.66%	0	168

Date	Format	Post	Labels	Likes	Comments	Impressions	Reach	Engagements	Engagement Rate	Saves	Reels Plays
March 25, 2026 5:38 PM PDT	 Video	 <p>Student Career Days We've been having a great time visiting local schools this week for Student Career Days and for a Literacy Night event, sharing all the exciting opportunities within the water industry! From engine...</p>		11	0	347	210	11	5.24%	0	347
March 20, 2026 1:11 PM PDT	 Image	 <p>Fix A Leak Week Leaks Happen - Protect Your Home and Your Wallet Think you might have a leak? Don't panic, just make leak checks a habit. Start by turning off all water inside and outside your home, then check yo...</p>		2	0	212	95	2	2.11%	0	212
March 19, 2026 5:14 AM PDT	 Image	 <p>Your Rates at Work Your Rates at Work. 💧 ⚠️ MSWD is in the process of a well rehabilitation project, completing the final pump development and system flushing. You will see clean water discharge reaching Little Morong...</p>	Customer Service	5	0	229	100	5	5.0%	0	229

Date	Format	Post	Labels	Likes	Comments	Impressions	Reach	Engagements	Engagement Rate	Saves	Reels Plays
March 18, 2026 2:22 PM PDT	 Carousel	 <p>Work Anniversary 🎉 Celebrating 25 Years of Dedication! At this month's board meeting, we proudly recognized Wastewater Treatment Plant Operator Mark Vermeer for an incredible milestone, 25 years of service with ...</p>	<div style="background-color: #0070C0; color: white; padding: 2px; border-radius: 10px; display: inline-block;">Worker Wed</div> <div style="background-color: #E91E63; color: white; padding: 2px; border-radius: 10px; display: inline-block;">Event</div>	28	4	680	287	32	11.15%	0	680
March 17, 2026 5:19 PM PDT	 Image	 <p>Fix a Leak Week Did you know you can see your daily water use and set leak alerts? It's so easy that even Leo is confused why you haven't signed up yet! Avoid unexpected high bills by staying informed and findin...</p>	<div style="background-color: #008000; color: white; padding: 2px; border-radius: 10px; display: inline-block;">Conservation/Reba...</div> <div style="background-color: #E91E63; color: white; padding: 2px; border-radius: 10px; display: inline-block;">Customer Service</div>	5	0	177	77	5	6.49%	0	177
March 16, 2026 5:50 PM PDT	 Video	 <p>Take the Mission Springs Water District Leak Challenge! Find it. Fix it. Share it. Did you know? Easy-to-fix household leaks waste nearly 1 trillion gallons of water every year in the U.S. The ave...</p>		7	0	275	161	7	4.35%	0	275


Date	Format	Post	Labels	Likes	Comments	Impressions	Reach	Engagements	Engagement Rate	Saves	Reels Plays
March 13, 2026 12:01 AM PDT	 Image	 <p>Help2Others MSWD partners with the Help 2 Others bill assistance program to help customers in a time of need, qualified customers can now receive \$150 towards their water bill once every 12 months. It's quick ...</p>	Customer Service	3	0	146	76	3	3.95%	0	146
March 11, 2026 5:57 PM PDT	 Image	 <p>National Groundwater Week It's National Groundwater Awareness Week! It's essential to highlight the importance of protecting groundwater this week and everyday. Did you know? Over 70% of the Earth's surface is covered in ...</p>	Conservation/Reba... Event	12	0	176	86	12	13.95%	0	176
March 05, 2026 3:27 PM PST	 Image	 <p>Leaks Happen Leaks Happen - Protect Your Home and Your Wallet 💧 Think you might have a leak? Don't panic, just make leak checks a habit. Start by turning off all water inside and outside your home, then check ...</p>	Conservation/Reba... Customer Service	8	0	313	121	8	6.61%	0	313

Date	Format	Post	Labels	Likes	Comments	Impressions	Reach	Engagements	Engagement Rate	Saves	Reels Plays
March 04, 2026 8:08 PM PST	 Video	 <p>CV Water Counts Over the weekend we were honored to host part of the CV Water Counts Academy tour at our Nancy Wright Regional Water Reclamation Facility. The academy is held annually starting in January for 4 wee...</p>	<div style="background-color: #f08080; border-radius: 10px; padding: 2px 5px; display: inline-block;">Event</div> <div style="background-color: #4169e1; color: white; border-radius: 10px; padding: 2px 5px; display: inline-block;">Worker Wed</div>	11	0	376	251	11	4.38%	0	376
March 03, 2026 5:32 PM PST	 Image	 <p>Annual CTE Meeting Last week we were proud to participate in the annual Coachella Valley 2026 Regional Career & Technical Education (CTE) Advisory Meeting as an industry partner. The CTE Advisory Meeting brings toge...</p>	<div style="background-color: #f08080; border-radius: 10px; padding: 2px 5px; display: inline-block;">Event</div>	10	0	228	90	10	11.11%	0	228
Total				126	5	4,380	2,245	132		1	4,380
Average				9.0	0.4	312.9	160.4	9.4	5.88%	0.1	312.9


LinkedIn Account Overview (March 1 - 31, 2026)

Posts Published 8 +4 (100.0%)	Likes 31 +31	Views 7 +1 (16.7%)	Followers
Comments 0	Impressions 568 +550 (3055.6%)	Clicks 43 +42 (4200.0%)	Engagement Rate 10.62% +0.1


3 Most Engaging Posts

- 

National Women's Month
 31 days of celebrating women. 365 days of being unstoppable.
 Ending the month celebrating National Women's Month, we...

19.23%
- 


Work Anniversary
 +1 🎉 Celebrating 25 Years of Dedication! 🎉
 At this month's board meeting, we proudly recognized
 Wastewater Treatment Pl...

16.81%
- 


Procurement Month
 Celebrating National Procurement Month
 Procurement and purchasing is the backbone of public service. At
 a water agen...

16.29%


3 Most Shared Posts

- 

Annual CTE Meeting
 Last week we were proud to participate in the annual Coachella
 Valley 2026 Regional Career & Technical Education (CTE...

1
- 

CV Water Counts
 Over the weekend we were honored to host part of the CV Water
 Counts Academy tour at our Nancy Wright Regional Water ...

1
- 

Procurement Month
 Celebrating National Procurement Month
 Procurement and purchasing is the backbone of public service. At
 a water agen...

1

3 Least Engaging Posts



National Groundwater Week
 It's National Groundwater Awareness Week! It's essential to highlight the importance of protecting groundwater this w... 6.54%



Take the Mission Springs Water District Leak Challenge! Find it. Fix it. Share it. 7.07%
 Did you know? Easy-to-fix househo...



CV Water Counts
 Over the weekend we were honored to host part of the CV Water Counts Academy tour at our Nancy Wright Regional Water ... 8.33%

3 Least Shared Posts



National Women's Month
 31 days of celebrating women. 365 days of being unstoppable. Ending the month celebrating National Women's Month, we... 0





















Student Career Days
 We've been having a great time visiting local schools this week for Student Career Days and for a Literacy Night even... 0







Work Anniversary
 +1 🎉 Celebrating 25 Years of Dedication! 🎉
 At this month's board meeting, we proudly recognized Wastewater Treatment Pl... 0

LinkedIn Post Metrics (March 1 - 31, 2026)

Date	Format	Post	Labels	Shares	Clicks	Engagement Rate	Reactions	Impressions	Comments
March 31, 2026 6:32 PM PDT	 Video	 <p>National Women's Month 31 days of celebrating women. 365 days of being unstoppable. Ending the month celebrating National Women's Month, we're proud to recognize the incredible women working in water at MSWD. From admin...</p>		0	6	19.23%	13	104	1
March 30, 2026 10:10 AM PDT	 Image	 <p>Procurement Month Celebrating National Procurement Month Procurement and purchasing is the backbone of public service. At a water agency, it touches everything - from the infrastructure that delivers clean water to...</p>		1	20	16.29%	15	221	0
March 25, 2026 5:37 PM PDT	 Video	 <p>Student Career Days We've been having a great time visiting local schools this week for Student Career Days and for a Literacy Night event, sharing all the exciting opportunities within the water industry! From engine...</p>		0	14	14.57%	8	151	0

Date	Format	Post	Labels	Shares	Clicks	Engagement Rate	Reactions	Impressions	Comments
<p>March 18, 2026 2:22 PM PDT</p>	<p> Multi-Image</p>	<p> +1</p> <p>Work Anniversary 🎉 Celebrating 25 Years of Dedication! 🎉 At this month's board meeting, we proudly recognized Wastewater Treatment Plant Operator Mark Vermeer for an incredible milestone, 25 years of service with ...</p>	<p> </p>	0	31	16.81%	28	351	0
<p>March 16, 2026 5:48 PM PDT</p>	<p> Video</p>	<p></p> <p>Take the Mission Springs Water District Leak Challenge! Find it. Fix it. Share it. Did you know? Easy-to-fix household leaks waste nearly 1 trillion gallons of water every year in the U.S. The ave...</p>		0	2	7.07%	5	99	0
<p>March 11, 2026 5:56 PM PDT</p>	<p> Image</p>	<p></p> <p>National Groundwater Week It's National Groundwater Awareness Week! It's essential to highlight the importance of protecting groundwater this week and everyday. Did you know? Over 70% of the Earth's surface is covered in ...</p>	<p> </p>	0	1	6.54%	9	153	0

Date	Format	Post	Labels	Shares	Clicks	Engagement Rate	Reactions	Impressions	Comments
March 04, 2026 8:08 PM PST	 Video	 <p>CV Water Counts Over the weekend we were honored to host part of the CV Water Counts Academy tour at our Nancy Wright Regional Water Reclamation Facility. The academy is held annually starting in January for 4 wee...</p>	<div data-bbox="1064 199 1299 231" style="background-color: #f08080; border-radius: 10px; padding: 2px 5px; display: inline-block;">Event</div> <div data-bbox="1064 239 1299 271" style="background-color: #4169e1; color: white; border-radius: 10px; padding: 2px 5px; display: inline-block;">Worker Wed</div>	1	5	8.33%	10	192	0
March 03, 2026 5:32 PM PST	 Image	 <p>Annual CTE Meeting Last week we were proud to participate in the annual Coachella Valley 2026 Regional Career & Technical Education (CTE) Advisory Meeting as an industry partner. The CTE Advisory Meeting brings toge...</p>	<div data-bbox="1064 606 1299 638" style="background-color: #f08080; border-radius: 10px; padding: 2px 5px; display: inline-block;">Event</div>	1	9	8.64%	11	243	0
Total				3	88		99	1,514	1
Average				0.4	11.0	12.19%	12.4	189.3	0.1

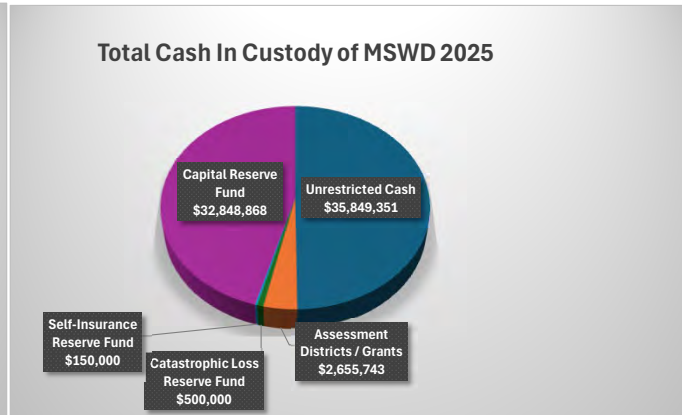
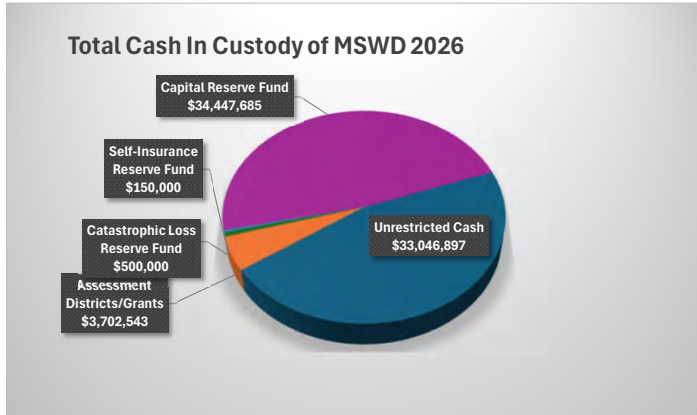
APPENDIX D – Financial Information

MISSION SPRINGS WATER DISTRICT
COMBINED FUNDS
DISTRICT SUMMARY
JULY 1, 2025 TO FEBRUARY 28, 2026

YEAR TO DATE				JULY 1, 2024 TO FEBRUARY 28, 2025			
ACTUAL	BUDGET	FAVORABLE (UNFAVORABLE)	FAVORABLE (UNFAVORABLE)	ACTUAL	BUDGET	FAVORABLE (UNFAVORABLE)	FAVORABLE (UNFAVORABLE)
		VARIANCE AMOUNT	VARIANCE PERCENT			VARIANCE AMOUNT	VARIANCE PERCENT
28,557,618	14,665,080	13,892,538	95%	13,886,647	13,593,152	293,495	2%
14,675,203	18,751,787	4,076,584	22%	10,418,059	15,947,861	5,529,802	35%
<u>13,882,414</u>	<u>(4,086,707)</u>	<u>17,969,121</u>	440%	<u>3,468,588</u>	<u>(2,354,709)</u>	<u>5,823,297</u>	247%
				OPERATING REVENUE:			
4,641,421	5,529,556	(888,135)	-16%	3,122,376	3,719,475	(597,099)	-16%
398,197	712,288	314,091	44%	620,424	454,200	(166,224)	-37%
<u>4,243,224</u>	<u>4,817,268</u>	<u>(574,044)</u>	-12%	<u>2,501,952</u>	<u>3,265,275</u>	<u>(763,323)</u>	-23%
				NON-OPERATING REVENUE			
				NON-OPERATING EXPENSE			
				NON-OPERATING INCOME			
<u>18,125,639</u>	<u>730,561</u>	<u>17,395,078</u>	2381%	<u>5,970,540</u>	<u>910,566</u>	<u>5,059,974</u>	556%
				CHANGE IN NET POSITION			

OTHER INFORMATION

	17.89	DEBT SERVICE RATIO	3.32
	3.02%	INVESTMENT RETURN	4.41%
	\$ 82,272,246	CASH - JULY 1	\$ 62,533,816
	<u>\$ (10,425,120)</u>	INCREASE/(DECREASE) IN CASH	<u>\$ 9,470,146</u>
	<u>\$ 71,847,126</u>	CASH - END OF PERIOD	<u>\$ 72,003,962</u>
WELLS FARGO	\$ 33,046,897	UNRESTRICTED CASH	\$ 35,849,351
WELLS FARGO	\$ 3,702,543	RESTRICTED - ASSESSMENT DISTRICTS	\$ 2,655,743
CALTRUST	\$ 7,563,431	RESTRICTED - SHORT TERM FUND	\$ 7,256,023
CALTRUST	\$ 24,517,412	RESTRICTED - MEDIUM TERM FUND	\$ 23,350,064
CALTRUST	\$ 3,016,843	RESTRICTED - LIQUIDITY FUND	\$ 2,892,781
CALTRUST	<u>\$ 71,847,126</u>	RESTRICTED TOTAL CASH	<u>\$ 72,003,962</u>



APPENDIX E – Wastewater & Water Production Tables

WASTEWATER REPORT

SEWER CONNECTION SUMMARY														
	2025/26	2024/25	2023/24	2022/23	2021/22	2020/21	2019/20	2018/19	2017/18	2016/17	2015/16	2014/15	2013/14	2012/13
July	13	9	4	4	18	8	7	9	51	2	1	139	2	0
August	20	7	12	26	20	4	1	8	53	2	4	214	4	0
September	4	2	17	20	20	5	2	12	8	11	2	90	2	1
October	26	2	3	13	36	9	4	8	12	4	21	65	8	2
November	3	22	7	8	29	50	10	9	7	7	1	52	18	7
December	1	5	21	8	12	9	3	3	64	1	0	86	22	11
January	4	1	2	35	14	21	7	1	16	8	3	27	3	11
February	30	55	1	4	7	23	5	1	42	0	3	5	46	6
March	16	30	1	24	17	48	1	0	23	5	0	31	16	2
April		56	7	16	7	18	3	3	15	30	0	8	95	14
May		42	8	9	16	17	11	3	20	45	7	13	98	3
June		4	0	4	2	21	7	3	6	70	4	4	72	2
Annual	117	235	83	171	198	233	61	61	60	317	185	46	386	59

Connections to Sewer Collection System:

As of June 30, 2025 9,154

Plus YTD 117

Total Sewer Connections = 9,271

WASTEWATER FLOW MGD						
2025/26	HORTON PLANT		DESERT CREST		WRIGHT PLANT	
	Avg. Daily Flow	Peak 24 hr. Flow	Avg. Daily Flow	Peak 24 hr. Flow	Avg. Daily Flow	Peak 24 hr. Flow
July	1.862374	1.999693	0.042087	0.048290	0.169682	0.194612
August **	1.785411	1.918440	0.034649	0.040490	0.188708	0.236098
September	1.858563	1.995437	0.030936	0.039250	0.200613	0.240535
October	1.893174	1.994838	0.031488	0.038150	0.189350	0.250412
November	1.922275	2.161271	0.035959	0.046170	0.182794	0.208263
December	1.872361	1.992182	0.031247	0.040290	0.189836	0.243899
January	1.926865	2.046751	0.029501	0.035770	0.184522	0.209300
February	1.897698	2.081533	0.030420	0.037800	0.192446	0.271299
March	1.904059	2.085559	0.028617	0.035320	0.186100	0.290100
April						
May						
June						

** Influent Flow Meters Calibrated 8/26/2025

WASTEWATER FLOW MGD						
2024/25	HORTON PLANT		DESERT CREST		WRIGHT PLANT	
	Avg. Daily Flow	Peak 24 hr. Flow	Avg. Daily Flow	Peak 24 hr. Flow	Avg. Daily Flow	Peak 24 hr. Flow
July	2.065945	2.184078	0.039738	0.046230	0.000000	0.000000
August	2.132868	2.253870	0.045258	0.063150	0.000000	0.000000
September	2.084274	2.299028	0.042407	0.050700	0.000000	0.000000
October	2.056787	2.242007	0.045147	0.054820	0.000000	0.000000
November	2.080992	2.260242	0.045151	0.050590	0.000000	0.000000
December	2.063171	2.208058	0.043790	0.047380	0.000000	0.000000
January	2.052011	2.229541	0.043768	0.046930	0.000000	0.000000
February	2.021628	2.159446	0.042657	0.048510	0.196484	0.266883
March	1.881538	1.992163	0.046467	0.054370	0.175171	0.213597
April	1.866151	1.940300	0.042551	0.048930	0.164590	0.189517
May	1.843367	1.999516	0.039008	0.048140	0.170625	0.191499
June	1.860553	1.990549	0.041387	0.046620	0.169051	0.194171

WATER REPORT

WATER CONNECTION SUMMARY													
	2025/26	2024/25	2023/24	2022/23	2021/22	2020/21	2019/20	2018/19	2017/18	2016/17	2015/16	2014/15	2013/14
July	18	9	5	6	18	7	4	5	7	2	0	0	1
August	19	14	14	28	19	6	10	5	3	2	2	0	1
September	8	6	19	22	23	18	2	14	4	13	3	0	2
October	26	2	4	16	33	13	3	21	8	3	20	0	5
November	3	25	9	10	27	10	16	4	0	7	3	0	1
December	8	6	5	9	9	2	17	3	3	2	0	0	2
January	3	1	5	26	14	15	6	3	20	1	1	2	2
February	31	59	3	14	8	13	8	5	11	1	0	1	0
March	16	37	6	29	19	16	2	3	6	5	0	12	0
April		64	11	24	6	11	1	3	7	11	2	7	0
May		54	9	16	19	15	12	5	11	9	8	2	0
June		7	3	5	1	24	11	2	8	2	10	1	0
Annual	132	284	93	205	196	150	92	73	88	58	49	25	14
Avg./ Mo.	11.00	23.67	7.75	17.08	16.33	12.50	7.67	6.08	7.33	4.83	4.08	2.08	1.17

Connections to Water System:

As of June 30, 2025 13,920

Plus YTD 132

Total Water Connections = 14,052

WATER PRODUCTION SUMMARY													
	FY	Variance		FY	FY	FY	FY	FY	FY	FY	FY	FY	FY
	2025/26	from prior year		2024/25	2023/24	2022/23	2021/22	2020/21	2019/20	2018/19	2017/18	2016/17	2015/16
	AF	AF	%	AF	AF	AF	AF	AF	AF	AF	AF	AF	AF
July	812.67	-126.40	-13.46%	939.07	789.99	751.79	796.57	857.77	853.23	857.20	835.87	714.50	659.11
August	789.94	-28.69	-3.50%	818.63	737.74	850.19	839.93	885.31	795.18	806.47	829.93	808.54	706.62
September	762.89	-22.96	-2.92%	785.85	675.06	716.03	738.65	784.80	757.08	689.47	712.40	679.54	657.37
October	674.63	-43.63	-6.07%	718.26	709.23	691.98	665.18	755.84	709.39	709.81	733.86	678.33	575.86
November	531.93	-42.15	-7.34%	574.08	629.05	599.39	679.85	690.13	619.87	631.75	642.41	601.89	582.22
December	666.21	19.13	2.96%	647.08	529.99	554.27	565.48	588.32	537.23	502.16	584.24	520.63	503.10
January	541.35	-30.89	-5.40%	572.24	556.57	530.39	580.28	537.96	553.20	570.20	599.52	465.10	431.38
February	521.99	12.91	2.54%	509.08	458.69	490.41	527.34	495.61	520.85	415.49	512.79	453.39	483.92
March	685.32	121.04	21.45%	564.28	560.24	500.37	601.44	625.80	557.73	490.92	536.09	549.50	514.05
April		0.00	0.00%	604.64	649.67	552.34	624.07	649.34	573.02	635.08	644.06	540.56	502.36
May		0.00	0.00%	645.40	696.24	726.25	745.36	723.62	698.99	598.36	697.15	731.81	601.83
June		0.00	0.00%	769.02	700.11	682.09	730.02	761.63	806.02	710.39	688.74	732.68	685.93
TOTAL	5,986.93	-141.64	-2.31%	8,147.63	7,692.58	7,645.50	8,094.17	8,356.13	7,981.79	7,617.30	8,017.06	7,476.47	6,903.75